

# GLOBAL CNC

DRIVEN TOOLHOLDERS

STATIC TOOLHOLDERS

VDI TOOLHOLDERS


TOOLHOLDER BUSHINGS

BORING BAR SLEEVES

STRAIGHT SHANK  
COLLET CHUCKS

ENDMILL EXTENSIONS

ENDMILL EXTENSIONS



# MACHINE TOOLING

## PRODUCT CATALOG

FAMILY OWNED | AMERICAN MADE



## Global CNC Industries


15150 Cleat Street, Plymouth MI 48170

Phone: (734)-464-1920

[globalcnc.com](http://globalcnc.com)

## OUR STORY

Our founder, Lambros Stassinis, started Global CNC in 1983. He started with one machine, no customers, and the determination to succeed. Global CNC has grown over time from offering toolholder bushings to VDI tool holders, and now we offer a complete line of static & driven Lathe tool holders for all major OEM machine tool manufacturers. With our dedication to quality and customer service, we have evolved into a 45,000 square foot facility with over 50 machines and a rapidly expanding manufacturing capability.



**45,000**  
square foot facility



**50+**  
machines

## GLOBAL CNC TODAY

Global CNC today is a leading manufacturer of CNC Tool Holders in the United States. We specialize in the design and manufacturing of precision tool holders for CNC turning centers. Our product line includes Static & Driven Tool Holders, VDI Tool Holders, and Tool Holder Bushings/Sleeves.

Global CNC currently sells through our vast distribution channel of over 4,000 independent distributors and all major distributor houses.

## OUR FOCUS

**Our focus is to ensure long term success for our customers.**

We strive to create long lasting relationships by providing the parts you need when you need them. With over 90,000 items in stock, we help our customers change the world with no interruptions.

Global CNC being a family-owned company allows us to be agile in the way we do business, but also flexible and nimble when it comes to meeting our customers' strict demands. Our products are designed and manufactured to help you become more efficient in your production. By using the latest machine tool technology, our company is continuously innovating and improving the way we manufacture our products.



# OUR PRODUCTS

## STATIC BOLT-ON TOOL BLOCKS



Global CNC offers an extensive range of Static tool holders for DMG Mori, Doosan, HAAS, Mazak, Okuma, and many other machine tool manufacturers. Our static toolholders are individually designed for each turning center and precision manufactured, ensuring optimal performance, and enabling you to harness the full potential of your machine.

## LIVE TOOLING

Global CNC's comprehensive product range of live tools are precision manufactured, ensuring optimal performance for your turning center. We prioritize the use of high-performance components in our live tooling, enabling you to achieve the highest efficiency from your machine tool. Global CNC offers live tooling for DMG Mori, Doosan, HAAS, Mazak, Okuma, and many other machine tool manufacturers.




## VDI TOOL HOLDERS



Global CNC manufactures a complete line of Static VDI tool holders according to DIN 69880 standards. Our product range is available in 16mm, 20mm, 25mm, 30mm, 40mm, 50mm, 60mm and 80mm VDI shank sizes. Each tool holder is made from high strength alloy steel, hardened, black oxide coated and precision ground.

*The North American Leader in CNC Lathe Tooling*

## TOOL HOLDER BUSHINGS/SLEEVES



For over 40 years, Global CNC has been the market leader of tool holder bushings/sleeves worldwide. Our product line is available in 22+ different styles in both standard inch and metric sizes. Each tool holder bushing/sleeve is manufactured using from high strength alloy steel, hardened, black oxide coated and precision ground.



## TAILOR MADE TOOL HOLDERS

Global CNC's build-a-tool program allows you to completely customize any tool holder in our product offering to your specialized dimensions/ application. From your conception, to an approved drawing, to being manufactured and delivered, you will be impressed by our quality and service.



In addition, Global CNC has a **wide-ranging database of machine-related solutions** for many well-known machine tool manufacturers.



## THE GLOBAL CNC QUALITY DIFFERENCE

Quality is not just an important part of our everyday operations; it's embedded into them. When you see the Global CNC name on our products it is a product you can trust. All our tooling is manufactured in our Plymouth, Michigan facility with the latest machine tool technology run by our expert machinists.

Our underlying standard of quality is not only in our products but also in our customer service. You as the customer are the single most important aspect of our business and we will aim to go above and beyond in order to accommodate your needs.

# TABLE OF CONTENTS

Click on sections below to jump to that page.

BUSHINGS AND SLEEVES.....	8
DRIVEN STATIC TOOL HOLDERS .....	100
BMT.....	104
OKUMA .....	156
DMG MORI .....	238
MAZAK .....	306
HAAS .....	416
DOOSAN .....	458
HWACHEON .....	476
NAKAMURE-TOME .....	490
OKUMA HOWA .....	524
DIN 69880 ISO 10889 .....	570
PERIPHERAL VDI .....	607
VDI DUPLOMATIC .....	618
VDI BARUFFALDI.....	624
VDI SAUTER DIN 5480 .....	630
VDI SAUTER DIN 5482 .....	636
COUNTERBORING TOOLS.....	642
ACCESSORIES .....	647



# BUSHINGS & SLEEVES



## **BUSHINGS & SLEEVES**

**Tool Holder Bushings** ..... pg 13

**Boring Bar Sleeves** ..... pg 77

**Straight Shank Collet Chucks** ..... pg 85

**Morse Taper Sockets** ..... pg 89

**End Mill Extensions** ..... pg 97

# TOOL HOLDER BUSHINGS



**C STYLE** .....pg 14



**CS STYLE** .....pg 19



**CNL STYLE** .....pg 24



**CV STYLE** .....pg 26



**CFB STYLE** .....pg 28



**Z STYLE** .....pg 29



**ZL STYLE** .....pg 35



**ZS STYLE** .....pg 40



**B STYLE** .....pg 45



**BV STYLE** .....pg 50



**J STYLE** .....pg 52



**DD STYLE** .....pg 57



**L STYLE** .....pg 61



**LB STYLE** .....pg 64



**LBF STYLE** .....pg 66



**NPT STYLE** .....pg 68



**5C STYLE** .....pg 71



**P STYLE** .....pg 72



**Q STYLE** .....pg 73



**QTN STYLE** .....pg 74



**V STYLE** .....pg 75



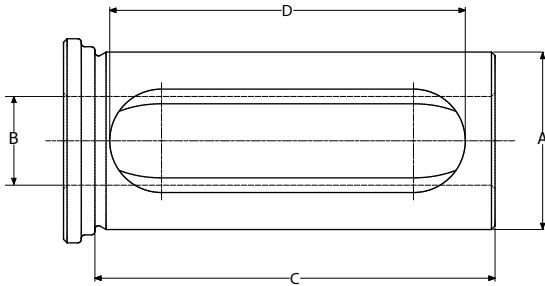
**W STYLE** .....pg 76



# TOOL HOLDER BUSHING C STYLE

Our Type C Tool Holder Bushings are designed for universal application on all CNC turning machines. They feature an elongated slot which allows for clamping anywhere along the cutting tool regardless of set screw location. These type C bushings adapt to a wide variety of tools such as boring bars, drills, reamers, and shank type tools.

- Hardened and precision ground concentric
- Black Oxide Coating
- Made in the USA



ITEM NUMBER	OUTSIDE DIA. (A)	INTERNAL DIA. (B)	LENGTH UNDER HEAD (C)	LENGTH OF SLOT (D)	# SLOTS
8610C .250	0.7500	0.2500	2.000	1.500	1
8610C .312	0.7500	0.3125	2.000	1.500	1
8610C .375	0.7500	0.3750	2.000	1.500	1
8610C .500	0.7500	0.5000	2.000	1.500	1
8610C 6MM	0.7500	6mm	2.000	1.500	1
8610C 8MM	0.7500	8mm	2.000	1.500	1
8610C 10MM	0.7500	10mm	2.000	1.500	1
8610C 12MM	0.7500	12mm	2.000	1.500	1
8610CM .250	20mm	0.2500	2.000	1.500	1
8610CM .312	20mm	0.3125	2.000	1.500	1
8610CM .375	20mm	0.3750	2.000	1.500	1
8610CM .500	20mm	0.5000	2.000	1.500	1
8610CM 6MM	20mm	6mm	2.000	1.500	1
8610CM 8MM	20mm	8mm	2.000	1.500	1
8610CM 10MM	20mm	10mm	2.000	1.500	1
8610CM 12MM	20mm	12mm	2.000	1.500	1
8611C .250	1.0000	0.2500	2.750	2.375	1
8611C .312	1.0000	0.3125	2.750	2.375	1
8611C .375	1.0000	0.3750	2.750	2.375	1
8611C .500	1.0000	0.5000	2.750	2.375	1
8611C .625	1.0000	0.6250	2.750	2.375	1
8611C .750	1.0000	0.7500	2.750	2.375	1
8611C 8MM	1.0000	8mm	2.750	2.375	1
8611C 10MM	1.0000	10mm	2.750	2.375	1
8611C 12MM	1.0000	12mm	2.750	2.375	1
8611C 16MM	1.0000	16mm	2.750	2.375	1
8611C 20MM	1.0000	20mm	2.750	2.375	1
8611CM .250	25mm	0.2500	2.750	2.375	1
8611CM .312	25mm	0.3125	2.750	2.375	1
8611CM .375	25mm	0.3750	2.750	2.375	1
8611CM .500	25mm	0.5000	2.750	2.375	1
8611CM .625	25mm	0.6250	2.750	2.375	1
8611CM .750	25mm	0.7500	2.750	2.375	1
8611CM 8MM	25mm	8mm	2.750	2.375	1

Continued on next page

# TOOL HOLDER BUSHING C STYLE (continued)



ITEM NUMBER	OUTSIDE DIA. (A)	INTERNAL DIA. (B)	LENGTH UNDER HEAD (C)	LENGTH OF SLOT (D)	# SLOTS
8611CM 10MM	25mm	10mm	2.750	2.375	1
8611CM 12MM	25mm	12mm	2.750	2.375	1
8611CM 16MM	25mm	16mm	2.750	2.375	1
8611CM 20MM	25mm	20mm	2.750	2.375	1
8612C .375	1.2500	0.3750	3.250	2.750	1
8612C .500	1.2500	0.5000	3.250	2.750	1
8612C .625	1.2500	0.6250	3.250	2.750	1
8612C .750	1.2500	0.7500	3.250	2.750	1
8612C .875	1.2500	0.8750	3.250	2.750	1
8612C 1.000	1.2500	1.0000	3.250	2.750	1
8612C 10MM	1.2500	10mm	3.250	2.750	1
8612C 12MM	1.2500	12mm	3.250	2.750	1
8612C 16MM	1.2500	16mm	3.250	2.750	1
8612C 20MM	1.2500	20mm	3.250	2.750	1
8612C 25MM	1.2500	25mm	3.250	2.750	1
8612CM .375	32mm	0.3750	3.250	2.750	1
8612CM .500	32mm	0.5000	3.250	2.750	1
8612CM .625	32mm	0.6250	3.250	2.750	1
8612CM .750	32mm	0.7500	3.250	2.750	1
8612CM .875	32mm	0.8750	3.250	2.750	1
8612CM 1.000	32mm	1.0000	3.250	2.750	1
8612CM 10MM	32mm	10mm	3.250	2.750	1
8612CM 12MM	32mm	12mm	3.250	2.750	1
8612CM 16MM	32mm	16mm	3.250	2.750	1
8612CM 20MM	32mm	20mm	3.250	2.750	1
8612CM 25MM	32mm	25mm	3.250	2.750	1
8613C .375	1.5000	0.3750	3.375	3.000	1
8613C .500	1.5000	0.5000	3.375	3.000	1
8613C .625	1.5000	0.6250	3.375	3.000	1
8613C .750	1.5000	0.7500	3.375	3.000	1
8613C .875	1.5000	0.8750	3.375	3.000	1
8613C 1.000	1.5000	1.0000	3.375	3.000	1
8613C 1.250	1.5000	1.2500	3.375	3.000	1
8613C 10MM	1.5000	10mm	3.375	3.000	1
8613C 12MM	1.5000	12mm	3.375	3.000	1
8613C 16MM	1.5000	16mm	3.375	3.000	1
8613C 20MM	1.5000	20mm	3.375	3.000	1
8613C 25MM	1.5000	25mm	3.375	3.000	1
8613C 32MM	1.5000	32mm	3.375	3.000	1
8613CM .375	40mm	0.3750	3.375	3.000	1
8613CM .500	40mm	0.5000	3.375	3.000	1
8613CM .625	40mm	0.6250	3.375	3.000	1
8613CM .750	40mm	0.7500	3.375	3.000	1
8613CM .875	40mm	0.8750	3.375	3.000	1
8613CM 1.000	40mm	1.0000	3.375	3.000	1
8613CM 1.250	40mm	1.2500	3.375	3.000	1
8613CM 10MM	40mm	10mm	3.375	3.000	1
8613CM 12MM	40mm	12mm	3.375	3.000	1
8613CM 16MM	40mm	16mm	3.375	3.000	1

Continued on next page

# TOOL HOLDER BUSHING C STYLE (continued)



ITEM NUMBER	OUTSIDE DIA. (A)	INTERNAL DIA. (B)	LENGTH UNDER HEAD (C)	LENGTH OF SLOT (D)	# SLOTS
8613CM 20MM	40mm	20mm	3.375	3.000	1
8613CM 25MM	40mm	25mm	3.375	3.000	1
8613CM 32MM	40mm	32mm	3.375	3.000	1
8614C .500	1.7500	0.5000	3.500	3.125	1
8614C .625	1.7500	0.6250	3.500	3.125	1
8614C .750	1.7500	0.7500	3.500	3.125	1
8614C .875	1.7500	0.8750	3.500	3.125	1
8614C 1.000	1.7500	1.0000	3.500	3.125	1
8614C 1.250	1.7500	1.2500	3.500	3.125	1
8614C 1.500	1.7500	1.5000	3.500	3.125	1
8614C 12MM	1.7500	12mm	3.500	3.125	1
8614C 16MM	1.7500	16mm	3.500	3.125	1
8614C 20MM	1.7500	20mm	3.500	3.125	1
8614C 25MM	1.7500	25mm	3.500	3.125	1
8614C 32MM	1.7500	32mm	3.500	3.125	1
8614C 40MM	1.7500	40mm	3.500	3.125	1
8614CM .500	45mm	0.5000	3.500	3.125	1
8614CM .625	45mm	0.6250	3.500	3.125	1
8614CM .750	45mm	0.7500	3.500	3.125	1
8614CM .875	45mm	0.8750	3.500	3.125	1
8614CM 1.000	45mm	1.0000	3.500	3.125	1
8614CM 1.250	45mm	1.2500	3.500	3.125	1
8614CM 1.500	45mm	1.5000	3.500	3.125	1
8614CM 12MM	45mm	12mm	3.500	3.125	1
8614CM 16MM	45mm	16mm	3.500	3.125	1
8614CM 20MM	45mm	20mm	3.500	3.125	1
8614CM 25MM	45mm	25mm	3.500	3.125	1
8614CM 32MM	45mm	32mm	3.500	3.125	1
8614CM 40MM	45mm	40mm	3.500	3.125	1
8615C .500	2.0000	0.5000	4.000	3.625	1
8615C .625	2.0000	0.6250	4.000	3.625	1
8615C .750	2.0000	0.7500	4.000	3.625	1
8615C .875	2.0000	0.8750	4.000	3.625	1
8615C 1.000	2.0000	1.0000	4.000	3.625	1
8615C 1.250	2.0000	1.2500	4.000	3.625	1
8615C 1.500	2.0000	1.5000	4.000	3.625	1
8615C 1.750	2.0000	1.7500	4.000	3.625	1
8615C 12MM	2.0000	12mm	4.000	3.625	1
8615C 16MM	2.0000	16mm	4.000	3.625	1
8615C 20MM	2.0000	20mm	4.000	3.625	1
8615C 25MM	2.0000	25mm	4.000	3.625	1
8615C 32MM	2.0000	32mm	4.000	3.625	1
8615C 40MM	2.0000	40mm	4.000	3.625	1
8615C 45MM	2.0000	45mm	4.000	3.625	1
8615CM .500	50mm	0.5000	4.000	3.625	1
8615CM .625	50mm	0.6250	4.000	3.625	1
8615CM .750	50mm	0.7500	4.000	3.625	1
8615CM .875	50mm	0.8750	4.000	3.625	1
8615CM 1.000	50mm	1.0000	4.000	3.625	1

Continued on next page



# TOOL HOLDER BUSHING C STYLE (continued)



ITEM NUMBER	OUTSIDE DIA. (A)	INTERNAL DIA. (B)	LENGTH UNDER HEAD (C)	LENGTH OF SLOT (D)	# SLOTS
8615CM 1.250	50mm	1.2500	4.000	3.625	1
8615CM 1.500	50mm	1.5000	4.000	3.625	1
8615CM 1.750	50mm	1.7500	4.000	3.625	1
8615CM 12MM	50mm	12mm	4.000	3.625	1
8615CM 16MM	50mm	16mm	4.000	3.625	1
8615CM 20MM	50mm	20mm	4.000	3.625	1
8615CM 25MM	50mm	25mm	4.000	3.625	1
8615CM 32MM	50mm	32mm	4.000	3.625	1
8615CM 40MM	50mm	40mm	4.000	3.625	1
8615CM 45MM	50mm	45mm	4.000	3.625	1
8616C .750	2.5000	0.7500	4.500	4.125	1
8616C .875	2.5000	0.8750	4.500	4.125	1
8616C 1.000	2.5000	1.0000	4.500	4.125	1
8616C 1.250	2.5000	1.2500	4.500	4.125	1
8616C 1.500	2.5000	1.5000	4.500	4.125	1
8616C 1.750	2.5000	1.7500	4.500	4.125	2
8616C 2.000	2.5000	2.0000	4.500	4.125	2
8616C 2.250	2.5000	2.2500	4.500	4.125	2
8616C 20MM	2.5000	20mm	4.500	4.125	1
8616C 25MM	2.5000	25mm	4.500	4.125	1
8616C 32MM	2.5000	32mm	4.500	4.125	1
8616C 40MM	2.5000	40mm	4.500	4.125	2
8616C 45MM	2.5000	45mm	4.500	4.125	2
8616C 50MM	2.5000	50mm	4.500	4.125	2
8616CM .750	65mm	0.7500	4.500	4.125	1
8616CM .875	65mm	0.8750	4.500	4.125	1
8616CM 1.000	65mm	1.0000	4.500	4.125	1
8616CM 1.250	65mm	1.2500	4.500	4.125	1
8616CM 1.500	65mm	1.5000	4.500	4.125	1
8616CM 1.750	65mm	1.7500	4.500	4.125	2
8616CM 2.000	65mm	2.0000	4.500	4.125	2
8616CM 2.250	65mm	2.2500	4.500	4.125	2
8616CM 20MM	65mm	20mm	4.500	4.125	1
8616CM 25MM	65mm	25mm	4.500	4.125	1
8616CM 32MM	65mm	32mm	4.500	4.125	1
8616CM 40MM	65mm	40mm	4.500	4.125	2
8616CM 45MM	65mm	45mm	4.500	4.125	2
8616CM 50MM	65mm	50mm	4.500	4.125	2
8617C 1.000	3.0000	1.0000	5.000	4.625	1
8617C 1.250	3.0000	1.2500	5.000	4.625	1
8617C 1.500	3.0000	1.5000	5.000	4.625	1
8617C 1.750	3.0000	1.7500	5.000	4.625	2
8617C 2.000	3.0000	2.0000	5.000	4.625	2
8617C 2.250	3.0000	2.2500	5.000	4.625	2
8617C 2.500	3.0000	2.5000	5.000	4.625	2
8617C 25MM	3.0000	25mm	5.000	4.625	1
8617C 32MM	3.0000	32mm	5.000	4.625	1
8617C 40MM	3.0000	40mm	5.000	4.625	2

Continued on next page

# TOOL HOLDER BUSHING C STYLE (continued)

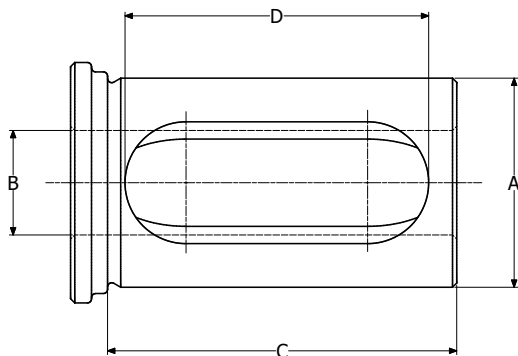


ITEM NUMBER	OUTSIDE DIA. (A)	INTERNAL DIA. (B)	LENGTH UNDER HEAD (C)	LENGTH OF SLOT (D)	# SLOTS
8617C 45MM	3.0000	45mm	5.000	4.625	2
8617C 50MM	3.0000	50mm	5.000	4.625	2
8617C 60MM	3.0000	60mm	5.000	4.625	2
8617C 65MM	3.0000	65mm	5.000	4.625	2
8617CM 1.000	80mm	1.0000	5.000	4.625	1
8617CM 1.250	80mm	1.2500	5.000	4.625	1
8617CM 1.500	80mm	1.5000	5.000	4.625	1
8617CM 1.750	80mm	1.7500	5.000	4.625	2
8617CM 2.000	80mm	2.0000	5.000	4.625	2
8617CM 2.250	80mm	2.2500	5.000	4.625	2
8617CM 2.500	80mm	2.500	5.000	4.625	2
8617CM 25MM	80mm	25mm	5.000	4.625	1
8617CM 32MM	80mm	32mm	5.000	4.625	1
8617CM 40MM	80mm	40mm	5.000	4.625	2
8617CM 45MM	80mm	45mm	5.000	4.625	2
8617CM 50MM	80mm	50mm	5.000	4.625	2
8617CM 60MM	80mm	60mm	5.000	4.625	2
8617CM 65MM	80mm	65mm	5.000	4.625	2
8618C 1.000	3.5000	1.0000	5.750	5.000	1
8618C 1.250	3.5000	1.2500	5.750	5.000	1
8618C 1.500	3.5000	1.5000	5.750	5.000	1
8618C 1.750	3.5000	1.7500	5.750	5.000	2
8618C 2.000	3.5000	2.0000	5.750	5.000	2
8618C 2.250	3.5000	2.2500	5.750	5.000	2
8618C 2.500	3.5000	2.500	5.750	5.000	2
8618C 3.000	3.5000	3.0000	5.750	5.000	2
8618C 25MM	3.5000	25mm	5.750	5.000	1
8618C 32MM	3.5000	32mm	5.750	5.000	1
8618C 40MM	3.5000	40mm	5.750	5.000	2
8618C 45MM	3.5000	45mm	5.750	5.000	2
8618C 50MM	3.5000	50mm	5.750	5.000	2
8618C 60MM	3.5000	60mm	5.750	5.000	2
8618C 65MM	3.5000	65mm	5.750	5.000	2
8618CM 1.000	90mm	1.0000	5.750	5.000	1
8618CM 1.250	90mm	1.2500	5.750	5.000	1
8618CM 1.500	90mm	1.5000	5.750	5.000	1
8618CM 1.750	90mm	1.7500	5.750	5.000	2
8618CM 2.000	90mm	2.0000	5.750	5.000	2
8618CM 2.250	90mm	2.2500	5.750	5.000	2
8618CM 2.500	90mm	2.500	5.750	5.000	2
8618CM 3.000	90mm	3.0000	5.750	5.000	2
8618CM 25MM	90mm	25mm	5.750	5.000	1
8618CM 32MM	90mm	32mm	5.750	5.000	1
8618CM 40MM	90mm	40mm	5.750	5.000	2
8618CM 45MM	90mm	45mm	5.750	5.000	2
8618CM 50MM	90mm	50mm	5.750	5.000	2
8618CM 60MM	90mm	60mm	5.750	5.000	2
8618CM 65MM	90mm	65mm	5.750	5.000	2

# TOOL HOLDER BUSHING CS STYLE

Our Type CS Tool Holder Bushing is a shortened series of the standard C style bushing designed for shorter applications and universal usage on all CNC turning machines. It is used to adapt to a wide variety of boring bars, drills, reamers, and shank type tools.

- Hardened and precision ground concentric
- Black Oxide Coating
- Made in the USA



ITEM NUMBER	OUTSIDE DIA. (A)	INTERNAL DIA. (B)	LENGTH UNDER HEAD (C)	LENGTH OF SLOT (D)	# SLOTS
8610CS .250	0.7500	0.2500	1.500	1.125	1
8610CS .312	0.7500	0.3125	1.500	1.125	1
8610CS .375	0.7500	0.3750	1.500	1.125	1
8610CS .500	0.7500	0.5000	1.500	1.125	1
8610CS 6MM	0.7500	6mm	1.500	1.125	1
8610CS 8MM	0.7500	8mm	1.500	1.125	1
8610CS 10MM	0.7500	10mm	1.500	1.125	1
8610CS 12MM	0.7500	12mm	1.500	1.125	1
8610CSM .250	20mm	0.2500	1.500	1.125	1
8610CSM .312	20mm	0.3125	1.500	1.125	1
8610CSM .375	20mm	0.3750	1.500	1.125	1
8610CSM .500	20mm	0.5000	1.500	1.125	1
8610CSM 6MM	20mm	6mm	1.500	1.125	1
8610CSM 8MM	20mm	8mm	1.500	1.125	1
8610CSM 10MM	20mm	10mm	1.500	1.125	1
8610CSM 12MM	20mm	12mm	1.500	1.125	1
8611CS .250	1.0000	0.2500	1.750	1.375	1
8611CS .312	1.0000	0.3125	1.750	1.375	1
8611CS .375	1.0000	0.3750	1.750	1.375	1
8611CS .500	1.0000	0.5000	1.750	1.375	1
8611CS .625	1.0000	0.6250	1.750	1.375	1
8611CS .750	1.0000	0.7500	1.750	1.375	1
8611CS 8MM	1.0000	8mm	1.750	1.375	1
8611CS 10MM	1.0000	10mm	1.750	1.375	1
8611CS 12MM	1.0000	12mm	1.750	1.375	1
8611CS 16MM	1.0000	16mm	1.750	1.375	1
8611CS 20MM	1.0000	20mm	1.750	1.375	1
8611CSM .250	25mm	0.2500	1.750	1.375	1
8611CSM .312	25mm	0.3125	1.750	1.375	1
8611CSM .375	25mm	0.3750	1.750	1.375	1
8611CSM .500	25mm	0.5000	1.750	1.375	1
8611CSM .625	25mm	0.6250	1.750	1.375	1
8611CSM .750	25mm	0.7500	1.750	1.375	1
8611CSM 8MM	25mm	8mm	1.750	1.375	1

Continued on next page



TOOL HOLDER BUSHING **CS STYLE** (continued)

ITEM NUMBER	OUTSIDE DIA. (A)	INTERNAL DIA. (B)	LENGTH UNDER HEAD (C)	LENGTH OF SLOT (D)	# SLOTS
8611CSM 10MM	25mm	10mm	1.750	1.375	1
8611CSM 12MM	25mm	12mm	1.750	1.375	1
8611CSM 16MM	25mm	16mm	1.750	1.375	1
8611CSM 20MM	25mm	20mm	1.750	1.375	1
8612CS .375	1.2500	0.3750	2.125	1.750	1
8612CS .500	1.2500	0.5000	2.125	1.750	1
8612CS .625	1.2500	0.6250	2.125	1.750	1
8612CS .750	1.2500	0.7500	2.125	1.750	1
8612CS .875	1.2500	0.8750	2.125	1.750	1
8612CS 1.000	1.2500	1.0000	2.125	1.750	1
8612CS 10MM	1.2500	10mm	2.125	1.750	1
8612CS 12MM	1.2500	12mm	2.125	1.750	1
8612CS 16MM	1.2500	16mm	2.125	1.750	1
8612CS 20MM	1.2500	20mm	2.125	1.750	1
8612CS 25MM	1.2500	25mm	2.125	1.750	1
8612CSM .375	32mm	0.3750	2.125	1.750	1
8612CSM .500	32mm	0.5000	2.125	1.750	1
8612CSM .625	32mm	0.6250	2.125	1.750	1
8612CSM .750	32mm	0.7500	2.125	1.750	1
8612CSM .875	32mm	0.8750	2.125	1.750	1
8612CSM 1.000	32mm	1.0000	2.125	1.750	1
8612CSM 10MM	32mm	10mm	2.125	1.750	1
8612CSM 12MM	32mm	12mm	2.125	1.750	1
8612CSM 16MM	32mm	16mm	2.125	1.750	1
8612CSM 20MM	32mm	20mm	2.125	1.750	1
8612CSM 25MM	32mm	25mm	2.125	1.750	1
8613CS .375	1.5000	0.3750	2.500	2.125	1
8613CS .500	1.5000	0.5000	2.500	2.125	1
8613CS .625	1.5000	0.6250	2.500	2.125	1
8613CS .750	1.5000	0.7500	2.500	2.125	1
8613CS .875	1.5000	0.8750	2.500	2.125	1
8613CS 1.000	1.5000	1.0000	2.500	2.125	1
8613CS 1.250	1.5000	1.2500	2.500	2.125	1
8613CS 10MM	1.5000	10mm	2.500	2.125	1
8613CS 12MM	1.5000	12mm	2.500	2.125	1
8613CS 16MM	1.5000	16mm	2.500	2.125	1
8613CS 20MM	1.5000	20mm	2.500	2.125	1
8613CS 25MM	1.5000	25mm	2.500	2.125	1
8613CS 32MM	1.5000	32mm	2.500	2.125	1
8613CSM .375	40mm	0.3750	2.500	2.125	1
8613CSM .500	40mm	0.5000	2.500	2.125	1
8613CSM .625	40mm	0.6250	2.500	2.125	1
8613CSM .750	40mm	0.7500	2.500	2.125	1
8613CSM .875	40mm	0.8750	2.500	2.125	1
8613CSM 1.000	40mm	1.0000	2.500	2.125	1
8613CSM 1.250	40mm	1.2500	2.500	2.125	1
8613CSM 10MM	40mm	10mm	2.500	2.125	1
8613CSM 12MM	40mm	12mm	2.500	2.125	1
8613CSM 16MM	40mm	16mm	2.500	2.125	1

Continued on next page

# TOOL HOLDER BUSHING **CS STYLE** (continued)



ITEM NUMBER	OUTSIDE DIA. (A)	INTERNAL DIA. (B)	LENGTH UNDER HEAD (C)	LENGTH OF SLOT (D)	# SLOTS
8613CSM 20MM	40mm	20mm	2.500	2.125	1
8613CSM 25MM	40mm	25mm	2.500	2.125	1
8613CSM 32MM	40mm	32mm	2.500	2.125	1
8614CS .500	1.7500	0.5000	3.000	2.625	1
8614CS .625	1.7500	0.6250	3.000	2.625	1
8614CS .750	1.7500	0.7500	3.000	2.625	1
8614CS .875	1.7500	0.8750	3.000	2.625	1
8614CS 1.000	1.7500	1.0000	3.000	2.625	1
8614CS 1.250	1.7500	1.2500	3.000	2.625	1
8614CS 1.500	1.7500	1.5000	3.000	2.625	1
8614CS 12MM	1.7500	12mm	3.000	2.625	1
8614CS 16MM	1.7500	16mm	3.000	2.625	1
8614CS 20MM	1.7500	20mm	3.000	2.625	1
8614CS 25MM	1.7500	25mm	3.000	2.625	1
8614CS 32MM	1.7500	32mm	3.000	2.625	1
8614CS 40MM	1.7500	40mm	3.000	2.625	1
8614CSM .500	45mm	0.5000	3.000	2.625	1
8614CSM .625	45mm	0.6250	3.000	2.625	1
8614CSM .750	45mm	0.7500	3.000	2.625	1
8614CSM .875	45mm	0.8750	3.000	2.625	1
8614CSM 1.000	45mm	1.0000	3.000	2.625	1
8614CSM 1.250	45mm	1.2500	3.000	2.625	1
8614CSM 1.500	45mm	1.5000	3.000	2.625	1
8614CSM 12MM	45mm	12mm	3.000	2.625	1
8614CSM 16MM	45mm	16mm	3.000	2.625	1
8614CSM 20MM	45mm	20mm	3.000	2.625	1
8614CSM 25MM	45mm	25mm	3.000	2.625	1
8614CSM 32MM	45mm	32mm	3.000	2.625	1
8614CSM 40MM	45mm	40mm	3.000	2.625	1
8615CS .500	2.0000	0.5000	3.500	3.000	1
8615CS .625	2.0000	0.6250	3.500	3.000	1
8615CS .750	2.0000	0.7500	3.500	3.000	1
8615CS .875	2.0000	0.8750	3.500	3.000	1
8615CS 1.000	2.0000	1.0000	3.500	3.000	1
8615CS 1.250	2.0000	1.2500	3.500	3.000	1
8615CS 1.500	2.0000	1.5000	3.500	3.000	1
8615CS 1.750	2.0000	1.7500	3.500	3.000	1
8615CS 12MM	2.0000	12mm	3.500	3.000	1
8615CS 16MM	2.0000	16mm	3.500	3.000	1
8615CS 20MM	2.0000	20mm	3.500	3.000	1
8615CS 25MM	2.0000	25mm	3.500	3.000	1
8615CS 32MM	2.0000	32mm	3.500	3.000	1
8615CS 40MM	2.0000	40mm	3.500	3.000	1
8615CS 45MM	2.0000	45mm	3.500	3.000	1
8615CSM .500	50mm	0.5000	3.500	3.000	1
8615CSM .625	50mm	0.6250	3.500	3.000	1
8615CSM .750	50mm	0.7500	3.500	3.000	1
8615CSM .875	50mm	0.8750	3.500	3.000	1

Continued on next page

# TOOL HOLDER BUSHING **CS STYLE** (continued)



ITEM NUMBER	OUTSIDE DIA. (A)	INTERNAL DIA. (B)	LENGTH UNDER HEAD (C)	LENGTH OF SLOT (D)	# SLOTS
8615CSM 1.000	50mm	1.0000	3.500	3.000	1
8615CSM 1.250	50mm	1.2500	3.500	3.000	1
8615CSM 1.500	50mm	1.5000	3.500	3.000	1
8615CSM 1.750	50mm	1.7500	3.500	3.000	1
8615CSM 12MM	50mm	12mm	3.500	3.000	1
8615CSM 16MM	50mm	16mm	3.500	3.000	1
8615CSM 20MM	50mm	20mm	3.500	3.000	1
8615CSM 25MM	50mm	25mm	3.500	3.000	1
8615CSM 32MM	50mm	32mm	3.500	3.000	1
8615CSM 40MM	50mm	40mm	3.500	3.000	1
8615CSM 45MM	50mm	45mm	3.500	3.000	1
8616CS .750	2.5000	0.7500	4.000	3.500	1
8616CS .875	2.5000	0.8750	4.000	3.500	1
8616CS 1.000	2.5000	1.0000	4.000	3.500	1
8616CS 1.250	2.5000	1.2500	4.000	3.500	1
8616CS 1.500	2.5000	1.5000	4.000	3.500	1
8616CS 1.750	2.5000	1.7500	4.000	3.500	2
8616CS 2.000	2.5000	2.0000	4.000	3.500	2
8616CS 2.250	2.5000	2.2500	4.000	3.500	2
8616CS 20MM	2.5000	20mm	4.000	3.500	1
8616CS 25MM	2.5000	25mm	4.000	3.500	1
8616CS 32MM	2.5000	32mm	4.000	3.500	1
8616CS 40MM	2.5000	40mm	4.000	3.500	2
8616CS 45MM	2.5000	45mm	4.000	3.500	2
8616CS 50MM	2.5000	50mm	4.000	3.500	2
8616CSM .750	65mm	0.7500	4.000	3.500	1
8616CSM .875	65mm	0.8750	4.000	3.500	1
8616CSM 1.000	65mm	1.0000	4.000	3.500	1
8616CSM 1.250	65mm	1.2500	4.000	3.500	1
8616CSM 1.500	65mm	1.5000	4.000	3.500	1
8616CSM 1.750	65mm	1.7500	4.000	3.500	2
8616CSM 2.000	65mm	2.0000	4.000	3.500	2
8616CSM 2.250	65mm	2.2500	4.000	3.500	2
8616CSM 20MM	65mm	20mm	4.000	3.500	1
8616CSM 25MM	65mm	25mm	4.000	3.500	1
8616CSM 32MM	65mm	32mm	4.000	3.500	1
8616CSM 40MM	65mm	40mm	4.000	3.500	2
8616CSM 45MM	65mm	45mm	4.000	3.500	2
8616CSM 50MM	65mm	50mm	4.000	3.500	2
8617CS 1.000	3.0000	1.0000	4.500	4.125	1
8617CS 1.250	3.0000	1.2500	4.500	4.125	1
8617CS 1.500	3.0000	1.5000	4.500	4.125	1
8617CS 1.750	3.0000	1.7500	4.500	4.125	2
8617CS 2.000	3.0000	2.0000	4.500	4.125	2
8617CS 2.250	3.0000	2.2500	4.500	4.125	2
8617CS 2.500	3.0000	2.5000	4.500	4.125	2
8617CS 25MM	3.0000	25mm	4.500	4.125	1
8617CS 32MM	3.0000	32mm	4.500	4.125	1

Continued on next page

# TOOL HOLDER BUSHING **CS STYLE** (continued)

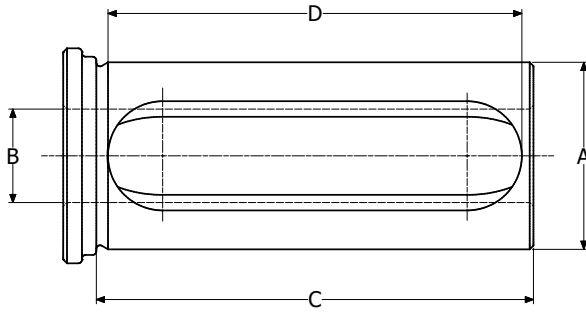


ITEM NUMBER	OUTSIDE DIA. (A)	INTERNAL DIA. (B)	LENGTH UNDER HEAD (C)	LENGTH OF SLOT (D)	# SLOTS
8617CS 40MM	3.0000	40mm	4.500	4.125	2
8617CS 45MM	3.0000	45mm	4.500	4.125	2
8617CS 50MM	3.0000	50mm	4.500	4.125	2
8617CS 60MM	3.0000	60mm	4.500	4.125	2
8617CS 65MM	3.0000	65mm	4.500	4.125	2
8617CSM 1.000	80mm	1.0000	4.500	4.125	1
8617CSM 1.250	80mm	1.2500	4.500	4.125	1
8617CSM 1.500	80mm	1.5000	4.500	4.125	1
8617CSM 1.750	80mm	1.7500	4.500	4.125	2
8617CSM 2.000	80mm	2.0000	4.500	4.125	2
8617CSM 2.250	80mm	2.2500	4.500	4.125	2
8617CSM 2.500	80mm	2.5000	4.500	4.125	2
8617CSM 25MM	80mm	25mm	4.500	4.125	1
8617CSM 32MM	80mm	32mm	4.500	4.125	1
8617CSM 40MM	80mm	40mm	4.500	4.125	2
8617CSM 45MM	80mm	45mm	4.500	4.125	2
8617CSM 50MM	80mm	50mm	4.500	4.125	2
8617CSM 60MM	80mm	60mm	4.500	4.125	2
8617CSM 65MM	80mm	65mm	4.500	4.125	2
8618CS 1.000	3.5000	1.0000	5.250	4.750	1
8618CS 1.250	3.5000	1.2500	5.250	4.750	1
8618CS 1.500	3.5000	1.5000	5.250	4.750	1
8618CS 1.750	3.5000	1.7500	5.250	4.750	2
8618CS 2.000	3.5000	2.0000	5.250	4.750	2
8618CS 2.250	3.5000	2.2500	5.250	4.750	2
8618CS 2.500	3.5000	2.5000	5.250	4.750	2
8618CS 3.000	3.5000	3.0000	5.250	4.750	2
8618CS 25MM	3.5000	25mm	5.250	4.750	1
8618CS 32MM	3.5000	32mm	5.250	4.750	1
8618CS 40MM	3.5000	40mm	5.250	4.750	2
8618CS 45MM	3.5000	45mm	5.250	4.750	2
8618CS 50MM	3.5000	50mm	5.250	4.750	2
8618CS 60MM	3.5000	60mm	5.250	4.750	2
8618CS 65MM	3.5000	65mm	5.250	4.750	2
8618CSM 1.000	90mm	1.0000	5.250	4.750	1
8618CSM 1.250	90mm	1.2500	5.250	4.750	1
8618CSM 1.500	90mm	1.5000	5.250	4.750	1
8618CSM 1.750	90mm	1.7500	5.250	4.750	2
8618CSM 2.000	90mm	2.0000	5.250	4.750	2
8618CSM 2.250	90mm	2.2500	5.250	4.750	2
8618CSM 2.500	90mm	2.5000	5.250	4.750	2
8618CSM 3.000	90mm	3.0000	5.250	4.750	2
8618CSM 25MM	90mm	25mm	5.250	4.750	1
8618CSM 32MM	90mm	32mm	5.250	4.750	1
8618CSM 40MM	90mm	40mm	5.250	4.750	2
8618CSM 45MM	90mm	45mm	5.250	4.750	2
8618CSM 50MM	90mm	50mm	5.250	4.750	2
8618CSM 60MM	90mm	60mm	5.250	4.750	2
8618CSM 65MM	90mm	65mm	5.250	4.750	2

# TOOL HOLDER BUSHING CNL STYLE

Our type CNL Tool Holder Bushing is a longer series of the standard C style bushing designed to fit the NL series tool blocks or any longer length tool block. They can also be used in other applications that require a longer length bushing. It is used to adapt a wide variety of boring bars, drills, reamers, and shank type tools.

- Hardened and precision ground concentric
- Black Oxide Coating
- Made in the USA



ITEM NUMBER	OUTSIDE DIA. (A)	INTERNAL DIA. (B)	LENGTH UNDER HEAD (C)	LENGTH OF SLOT (D)
8613CNL .375	1.5000	0.3750	3.500	3.3125
8613CNL .500	1.5000	0.5000	3.500	3.3125
8613CNL .625	1.5000	0.6250	3.500	3.3125
8613CNL .750	1.5000	0.7500	3.500	3.3125
8613CNL .875	1.5000	0.8750	3.500	3.3125
8613CNL 1.000	1.5000	1.0000	3.500	3.3125
8613CNL 1.250	1.5000	1.2500	3.500	3.3125
8613CNL 10MM	1.5000	10mm	3.500	3.3125
8613CNL 12MM	1.5000	12mm	3.500	3.3125
8613CNL 16MM	1.5000	16mm	3.500	3.3125
8613CNL 20MM	1.5000	20mm	3.500	3.3125
8613CNL 25MM	1.5000	25mm	3.500	3.3125
8613CNL 32MM	40mm	32mm	3.500	3.3125
8613CNLM .375	40mm	0.3750	3.500	3.3125
8613CNLM .500	40mm	0.5000	3.500	3.3125
8613CNLM .625	40mm	0.6250	3.500	3.3125
8613CNLM .750	40mm	0.7500	3.500	3.3125
8613CNLM .875	40mm	0.8750	3.500	3.3125
8613CNLM 1.000	40mm	1.0000	3.500	3.3125
8613CNLM 1.250	40mm	1.2500	3.500	3.3125
8613CNLM 10MM	40mm	10mm	3.500	3.3125
8613CNLM 12MM	40mm	12mm	3.500	3.3125
8613CNLM 16MM	40mm	16mm	3.500	3.3125
8613CNLM 20MM	40mm	20mm	3.500	3.3125
8613CNLM 25MM	40mm	25mm	3.500	3.3125
8613CNLM 32MM	40mm	32mm	3.500	3.3125
8615CNL .500	2.0000	0.5000	3.500	3.3125
8615CNL .625	2.0000	0.6250	3.500	3.3125
8615CNL .750	2.0000	0.7500	3.500	3.3125
8615CNL .875	2.0000	0.8750	3.500	3.3125
8615CNL 1.000	2.0000	1.0000	3.500	3.3125
8615CNL 1.250	2.0000	1.2500	3.500	3.3125
8615CNL 1.500	2.0000	1.5000	3.500	3.3125
8615CNL 1.750	2.0000	1.7500	3.500	3.3125

Continued on next page

# TOOL HOLDER BUSHING **CNL STYLE** (continued)



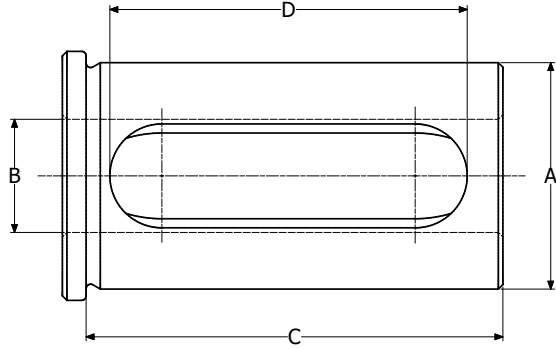
ITEM NUMBER	OUTSIDE DIA. (A)	INTERNAL DIA. (B)	LENGTH UNDER HEAD (C)	LENGTH OF SLOT (D)
8615CNL 12MM	2.0000	12MM	3.500	3.3125
8615CNL 16MM	2.0000	16MM	3.500	3.3125
8615CNL 20MM	2.0000	20MM	3.500	3.3125
8615CNL 25MM	2.0000	25MM	3.500	3.3125
8615CNL 32MM	2.0000	32MM	3.500	3.3125
8615CNL 40MM	2.0000	40MM	3.500	3.3125
8615CNLM .500	50MM	0.5000	3.500	3.3125
8615CNLM .625	50MM	0.6250	3.500	3.3125
8615CNLM .750	50MM	0.7500	3.500	3.3125
8615CNLM .875	50MM	0.8750	3.500	3.3125
8615CNLM 1.000	50MM	1.0000	3.500	3.3125
8615CNLM 1.250	50MM	1.2500	3.500	3.3125
8615CNLM 1.500	50MM	1.5000	3.500	3.3125
8615CNLM 1.750	50MM	1.7500	3.500	3.3125
8615CNLM 12MM	50MM	12MM	3.500	3.3125
8615CNLM 16MM	50MM	16MM	3.500	3.3125
8615CNLM 20MM	50MM	20MM	3.500	3.3125
8615CNLM 25MM	50MM	25MM	3.500	3.3125
8615CNLM 32MM	50MM	32MM	3.500	3.3125
8615CNLM 40MM	50MM	40MM	3.500	3.3125



# TOOL HOLDER BUSHING CV STYLE

Our type CV Tool Holder Bushings are designed with a flat shoulder head and a special length to fit a VDI form E2 boring bar holder or short tool block length applications. They are used to adapt a wide variety of boring bars, drills, reamers, and shank type tools.

- Hardened and precision ground concentric
- Black Oxide Coating
- Made in the USA



ITEM NUMBER	OUTSIDE DIA. (A)	INTERNAL DIA. (B)	LENGTH UNDER HEAD (C)	LENGTH OF SLOT (D)	# SLOTS
8611CV .250	1.0000	0.2500	2.250	50mm	1
8611CV .312	1.0000	0.3125	2.250	50mm	1
8611CV .375	1.0000	0.3750	2.250	50mm	1
8611CV .500	1.0000	0.5000	2.250	50mm	1
8611CV .625	1.0000	0.6250	2.250	50mm	1
8611CV .750	1.0000	0.7500	2.250	50mm	1
8611CV 10MM	1.0000	10mm	2.250	50mm	1
8611CV 12MM	1.0000	12mm	2.250	50mm	1
8611CV 16MM	1.0000	16mm	2.250	50mm	1
8611CV 20MM	1.0000	20mm	2.250	50mm	1
8611CVM .250	25mm	0.2500	2.250	50mm	1
8611CVM .312	25mm	0.3125	2.250	50mm	1
8611CVM .375	25mm	0.3750	2.250	50mm	1
8611CVM .500	25mm	0.5000	2.250	50mm	1
8611CVM .625	25mm	0.6250	2.250	50mm	1
8611CVM .750	25mm	0.7500	2.250	50mm	1
8611CVM 10MM	25mm	10mm	2.250	50mm	1
8611CVM 12MM	25mm	12mm	2.250	50mm	1
8611CVM 16MM	25mm	16mm	2.250	50mm	1
8611CVM 20MM	25mm	20mm	2.250	50mm	1
8612CV .250	1.2500	0.2500	60mm	50mm	1
8612CV .375	1.2500	0.3750	60mm	50mm	1
8612CV .500	1.2500	0.5000	60mm	50mm	1
8612CV .625	1.2500	0.6250	60mm	50mm	1
8612CV .750	1.2500	0.7500	60mm	50mm	1
8612CV 1.000	1.2500	1.0000	60mm	50mm	1
8612CV 10MM	1.2500	10mm	60mm	50mm	1
8612CV 12MM	1.2500	12mm	60mm	50mm	1
8612CV 16MM	1.2500	16mm	60mm	50mm	1
8612CV 20MM	1.2500	20mm	60mm	50mm	1
8612CV 25MM	1.2500	25mm	60mm	50mm	1
8612CVM .250	32mm	0.2500	60mm	50mm	1
8612CVM .375	32mm	0.3750	60mm	50mm	1
8612CVM .500	32mm	0.5000	60mm	50mm	1

Continued on next page

# TOOL HOLDER BUSHING CV STYLE (continued)

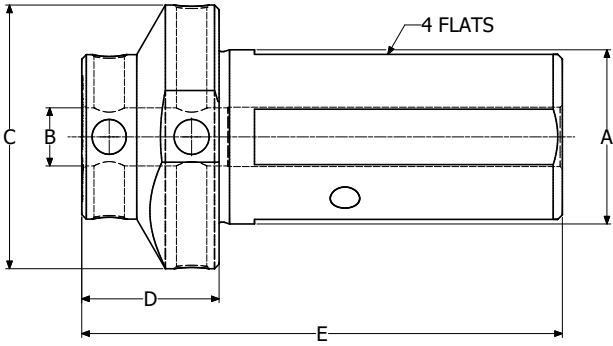


ITEM NUMBER	OUTSIDE DIA. (A)	INTERNAL DIA. (B)	LENGTH UNDER HEAD (C)	LENGTH OF SLOT (D)	# SLOTS
8612CVM .625	32mm	0.6250	60mm	50mm	1
8612CVM .750	32mm	0.7500	60mm	50mm	1
8612CVM 1.000	32mm	1.0000	60mm	50mm	1
8612CVM 10MM	32mm	10mm	60mm	50mm	1
8612CVM 12MM	32mm	12mm	60mm	50mm	1
8612CVM 16MM	32mm	16mm	60mm	50mm	1
8612CVM 20MM	32mm	20mm	60mm	50mm	1
8612CVM 25MM	32mm	25mm	60mm	50mm	1
8613CV .250	1.5000	0.2500	70mm	60mm	1
8613CV .375	1.5000	0.3750	70mm	60mm	1
8613CV .500	1.5000	0.5000	70mm	60mm	1
8613CV .625	1.5000	0.6250	70mm	60mm	1
8613CV .750	1.5000	0.7500	70mm	60mm	1
8613CV .875	1.5000	0.8750	70mm	60mm	1
8613CV 1.000	1.5000	1.0000	70mm	60mm	1
8613CV 1.250	1.5000	1.2500	70mm	60mm	1
8613CV 10MM	1.5000	10MM	70MM	60MM	1
8613CV 12MM	1.5000	12MM	70MM	60MM	1
8613CV 16MM	1.5000	16MM	70MM	60MM	1
8613CV 20MM	1.5000	20MM	70MM	60MM	1
8613CV 25MM	1.5000	25MM	70MM	60MM	1
8613CV 32MM	1.5000	32MM	70MM	60MM	1
8613CVM .250	40MM	0.2500	70MM	60MM	1
8613CVM .375	40MM	0.3750	70MM	60MM	1
8613CVM .500	40MM	0.5000	70MM	60MM	1
8613CVM .625	40MM	0.6250	70MM	60MM	1
8613CVM .750	40MM	0.7500	70MM	60MM	1
8613CVM .875	40MM	0.8750	70MM	60MM	1
8613CVM 1.000	40MM	1.0000	70MM	60MM	1
8613CVM 1.250	40MM	1.2500	70MM	60MM	1
8613CVM 10MM	40MM	10MM	70MM	60MM	1
8613CVM 12MM	40MM	12MM	70MM	60MM	1
8613CVM 16MM	40MM	16MM	70MM	60MM	1
8613CVM 20MM	40MM	20MM	70MM	60MM	1
8613CVM 25MM	40MM	25MM	70MM	60MM	1
8613CVM 32MM	40MM	32MM	70MM	60MM	1

# TOOL HOLDER BUSHING CFB STYLE

Our type CFB “Coolant Fed Bushing” Tool Holder Bushings are designed for applications requiring an external side coolant entry port. They feature two flats on the O.D. and set screws in the head to clamp directly onto the tool. They are used to adapt a wide variety of boring bars, drills, reamers and shank type tools.

- Hardened and precision ground concentric
- Black Oxide Coating
- Made in the USA

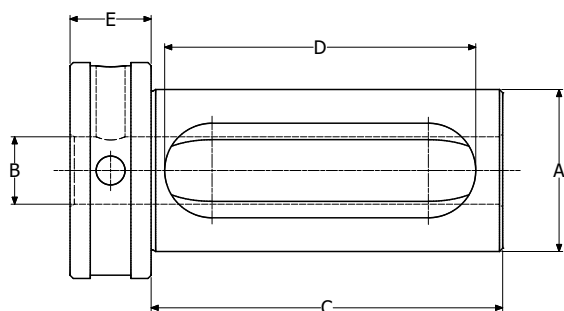


ITEM NUMBER	OUTSIDE DIA. (A)	INTERNAL DIA. (B)	HEAD DIA. (C)	HEAD THICKNESS (D)	OAL (E)
8612CFB .312	1.2500	0.3125	50mm	25mm	85mm
8612CFB .375	1.2500	0.3750	50mm	25mm	85mm
8612CFB .500	1.2500	0.5000	50mm	25mm	85mm
8612CFB .625	1.2500	0.6250	50mm	25mm	85mm
8612CFB .750	1.2500	0.7500	50mm	25mm	85mm
8612CFB 1.000	1.2500	1.0000	50mm	25mm	85mm
8612CFB 8MM	1.2500	8mm	50mm	25mm	85mm
8612CFB 10MM	1.2500	10mm	50mm	25mm	85mm
8612CFB 12MM	1.2500	12mm	50mm	25mm	85mm
8612CFB 16MM	1.2500	16mm	50mm	25mm	85mm
8612CFB 20MM	1.2500	20mm	50mm	25mm	85mm
8612CFB 25MM	1.2500	25mm	50mm	25mm	85mm
8613CFB .312	1.5000	0.3125	58mm	30mm	105mm
8613CFB .375	1.5000	0.3750	58MM	30MM	105MM
8613CFB .500	1.5000	0.5000	58MM	30MM	105MM
8613CFB .625	1.5000	0.6250	58MM	30MM	105MM
8613CFB .750	1.5000	0.7500	58MM	30MM	105MM
8613CFB 1.000	1.5000	1.0000	58MM	30MM	105MM
8613CFB 1.250	1.5000	1.2500	58MM	30MM	105MM
8613CFB 12MM	1.5000	12MM	58MM	30MM	105MM
8613CFB 16MM	1.5000	16MM	58MM	30MM	105MM
8613CFB 20MM	1.5000	20MM	58MM	30MM	105MM
8613CFB 25MM	1.5000	25MM	58MM	30MM	105MM
8613CFB 32MM	1.5000	32MM	58MM	30MM	105MM

# TOOL HOLDER BUSHING Z STYLE

Our type Z Tool Holder Bushings are the most flexible and versatile tool holder bushings for all types of CNC lathe turning centers. The added set screws in the head allow for increased rigidity and insert alignment. The elongated slot gives the user complete interchangeability between all brands of equipment. They are used to adapt a wide variety of boring bars, drills, reamers, and shank type tools.

- Hardened and precision ground concentric
- Black Oxide Coating
- Made in the USA



ITEM NUMBER	OUTSIDE DIA. (A)	INTERNAL DIA. (B)	LENGTH UNDER HEAD (C)	LENGTH OF SLOT (D)	HEAD THICKNESS (E)
8640Z .250	0.7500	0.2500	2.500	2.375	0.5
8640Z .312	0.7500	0.3125	2.500	2.375	0.5
8640Z .375	0.7500	0.3750	2.500	2.375	0.5
8640Z .500	0.7500	0.5000	2.500	2.375	0.5
8640Z 6MM	0.7500	6mm	2.500	2.375	0.5
8640Z 8MM	0.7500	8mm	2.500	2.375	0.5
8640Z 10MM	0.7500	10mm	2.500	2.375	0.5
8640Z 12MM	0.7500	12mm	2.500	2.375	0.5
8640ZM .250	20mm	0.2500	2.500	2.375	0.5
8640ZM .312	20mm	0.3125	2.500	2.375	0.5
8640ZM .375	20mm	0.3750	2.500	2.375	0.5
8640ZM .500	20mm	0.5000	2.500	2.375	0.5
8640ZM 6MM	20mm	6mm	2.500	2.375	0.5
8640ZM 8MM	20mm	8mm	2.500	2.375	0.5
8640ZM 10MM	20mm	10mm	2.500	2.375	0.5
8640ZM 12MM	20mm	12mm	2.500	2.375	0.5
8641Z .375	1.0000	0.3750	2.750	2.375	0.5
8641Z .500	1.0000	0.5000	2.750	2.375	0.5
8641Z .625	1.0000	0.6250	2.750	2.375	0.5
8641Z .750	1.0000	0.7500	2.750	2.375	0.5
8641Z 10MM	1.0000	10mm	2.750	2.375	0.5
8641Z 12MM	1.0000	12mm	2.750	2.375	0.5
8641Z 16MM	1.0000	16mm	2.750	2.375	0.5
8641Z 20MM	1.0000	20mm	2.750	2.375	0.5
8641ZM .375	25mm	0.3750	2.750	2.375	0.5
8641ZM .500	25mm	0.5000	2.750	2.375	0.5
8641ZM .625	25mm	0.6250	2.750	2.375	0.5
8641ZM .750	25mm	0.7500	2.750	2.375	0.5
8641ZM 10MM	25mm	10mm	2.750	2.375	0.5
8641ZM 12MM	25mm	12mm	2.750	2.375	0.5
8641ZM 16MM	25mm	16mm	2.750	2.375	0.5
8641ZM 20MM	25mm	20mm	2.750	2.375	0.5
8642Z .375	1.2500	0.3750	3.000	2.625	0.625
8642Z .500	1.2500	0.5000	3.000	2.625	0.625

Continued on next page

# TOOL HOLDER BUSHING Z STYLE (continued)



ITEM NUMBER	OUTSIDE DIA. (A)	INTERNAL DIA. (B)	LENGTH UNDER HEAD (C)	LENGTH OF SLOT (D)	HEAD THICKNESS (E)
8642Z .625	1.2500	0.6250	3.000	2.625	0.625
8642Z .750	1.2500	0.7500	3.000	2.625	0.625
8642Z .875	1.2500	0.8750	3.000	2.625	0.625
8642Z 1.000	1.2500	1.0000	3.000	2.625	0.625
8642Z 10MM	1.2500	10mm	3.000	2.625	0.625
8642Z 12MM	1.2500	12mm	3.000	2.625	0.625
8642Z 16MM	1.2500	16mm	3.000	2.625	0.625
8642Z 20MM	1.2500	20mm	3.000	2.625	0.625
8642Z 25MM	1.2500	25mm	3.000	2.625	0.625
8642ZM .375	32mm	0.3750	3.000	2.625	0.625
8642ZM .500	32mm	0.5000	3.000	2.625	0.625
8642ZM .625	32mm	0.6250	3.000	2.625	0.625
8642ZM .750	32mm	0.7500	3.000	2.625	0.625
8642ZM .875	32mm	0.8750	3.000	2.625	0.625
8642ZM 1.000	32mm	1.0000	3.000	2.625	0.625
8642ZM 10MM	32mm	10mm	3.000	2.625	0.625
8642ZM 12MM	32mm	12mm	3.000	2.625	0.625
8642ZM 16MM	32mm	16mm	3.000	2.625	0.625
8642ZM 20MM	32mm	20mm	3.000	2.625	0.625
8642ZM 25MM	32mm	25mm	3.000	2.625	0.625
8643Z .375	1.5000	0.3750	3.250	2.875	0.75
8643Z .500	1.5000	0.5000	3.250	2.875	0.75
8643Z .625	1.5000	0.6250	3.250	2.875	0.75
8643Z .750	1.5000	0.7500	3.250	2.875	0.75
8643Z .875	1.5000	0.8750	3.250	2.875	0.75
8643Z 1.000	1.5000	1.0000	3.250	2.875	0.75
8643Z 1.250	1.5000	1.2500	3.250	2.875	0.75
8643Z 10MM	1.5000	10mm	3.250	2.875	0.75
8643Z 12MM	1.5000	12mm	3.250	2.875	0.75
8643Z 16MM	1.5000	16mm	3.250	2.875	0.75
8643Z 20MM	1.5000	20mm	3.250	2.875	0.75
8643Z 25MM	1.5000	25mm	3.250	2.875	0.75
8643Z 32MM	1.5000	32mm	3.250	2.875	0.75
8643ZM .375	40mm	0.3750	3.250	2.875	0.75
8643ZM .500	40mm	0.5000	3.250	2.875	0.75
8643ZM .625	40mm	0.6250	3.250	2.875	0.75
8643ZM .750	40mm	0.7500	3.250	2.875	0.75
8643ZM .875	40mm	0.8750	3.250	2.875	0.75
8643ZM 1.000	40mm	1.0000	3.250	2.875	0.75
8643ZM 1.250	40mm	1.2500	3.250	2.875	0.75
8643ZM 10MM	40mm	10mm	3.250	2.875	0.75
8643ZM 12MM	40mm	12mm	3.250	2.875	0.75
8643ZM 16MM	40mm	16mm	3.250	2.875	0.75
8643ZM 20MM	40mm	20mm	3.250	2.875	0.75
8643ZM 25MM	40mm	25mm	3.250	2.875	0.75
8643ZM 32MM	40mm	32mm	3.250	2.875	0.75
8644Z .500	1.7500	0.5000	3.500	3.125	0.75
8644Z .625	1.7500	0.6250	3.500	3.125	0.75
8644Z .750	1.7500	0.7500	3.500	3.125	0.75

Continued on next page

# TOOL HOLDER BUSHING Z STYLE (continued)



ITEM NUMBER	OUTSIDE DIA. (A)	INTERNAL DIA. (B)	LENGTH UNDER HEAD (C)	LENGTH OF SLOT (D)	HEAD THICKNESS (E)
8644Z .875	1.7500	0.8750	3.500	3.125	0.75
8644Z 1.000	1.7500	1.0000	3.500	3.125	0.75
8644Z 1.250	1.7500	1.2500	3.500	3.125	0.75
8644Z 1.500	1.7500	1.5000	3.500	3.125	0.75
8644Z 12MM	1.7500	12mm	3.500	3.125	0.75
8644Z 16MM	1.7500	16mm	3.500	3.125	0.75
8644Z 20MM	1.7500	20mm	3.500	3.125	0.75
8644Z 25MM	1.7500	25mm	3.500	3.125	0.75
8644Z 32MM	1.7500	32mm	3.500	3.125	0.75
8644Z 40MM	1.7500	40mm	3.500	3.125	0.75
8644ZM .500	45mm	0.5000	3.500	3.125	0.75
8644ZM .625	45mm	0.6250	3.500	3.125	0.75
8644ZM .750	45mm	0.7500	3.500	3.125	0.75
8644ZM .875	45mm	0.8750	3.500	3.125	0.75
8644ZM 1.000	45mm	1.0000	3.500	3.125	0.75
8644ZM 1.250	45mm	1.2500	3.500	3.125	0.75
8644ZM 1.500	45mm	1.5000	3.500	3.125	0.75
8644ZM 12MM	45mm	12mm	3.500	3.125	0.75
8644ZM 16MM	45mm	16mm	3.500	3.125	0.75
8644ZM 20MM	45mm	20mm	3.500	3.125	0.75
8644ZM 25MM	45mm	25mm	3.500	3.125	0.75
8644ZM 32MM	45mm	32mm	3.500	3.125	0.75
8644ZM 40MM	45mm	40mm	3.500	3.125	0.75
8645Z .500	2.0000	0.5000	3.750	3.500	0.75
8645Z .625	2.0000	0.6250	3.750	3.500	0.75
8645Z .750	2.0000	0.7500	3.750	3.500	0.75
8645Z .875	2.0000	0.8750	3.750	3.500	0.75
8645Z 1.000	2.0000	1.0000	3.750	3.500	0.75
8645Z 1.250	2.0000	1.2500	3.750	3.500	0.75
8645Z 1.500	2.0000	1.5000	3.750	3.500	0.75
8645Z 1.750	2.0000	1.7500	3.750	3.500	0.75
8645Z 12MM	2.0000	12mm	3.750	3.500	0.75
8645Z 16MM	2.0000	16mm	3.750	3.500	0.75
8645Z 20MM	2.0000	20mm	3.750	3.500	0.75
8645Z 25MM	2.0000	25mm	3.750	3.500	0.75
8645Z 32MM	2.0000	32mm	3.750	3.500	0.75
8645Z 40MM	2.0000	40mm	3.750	3.500	0.75
8645Z 45MM	2.0000	45mm	3.750	3.500	0.75
8645ZM .500	50mm	0.5000	3.750	3.500	0.75
8645ZM .625	50mm	0.6250	3.750	3.500	0.75
8645ZM .750	50mm	0.7500	3.750	3.500	0.75
8645ZM .875	50mm	0.8750	3.750	3.500	0.75
8645ZM 1.000	50mm	1.0000	3.750	3.500	0.75
8645ZM 1.250	50mm	1.2500	3.750	3.500	0.75
8645ZM 1.500	50mm	1.5000	3.750	3.500	0.75
8645ZM 1.750	50mm	1.7500	3.750	3.500	0.75
8645ZM 12MM	50mm	12mm	3.750	3.500	0.75
8645ZM 16MM	50mm	16mm	3.750	3.500	0.75
8645ZM 20MM	50mm	20mm	3.750	3.500	0.75

Continued on next page



# TOOL HOLDER BUSHING Z STYLE (continued)



ITEM NUMBER	OUTSIDE DIA. (A)	INTERNAL DIA. (B)	LENGTH UNDER HEAD (C)	LENGTH OF SLOT (D)	HEAD THICKNESS (E)
8645ZM 25MM	50mm	25mm	3.750	3.500	0.75
8645ZM 32MM	50mm	32mm	3.750	3.500	0.75
8645ZM 40MM	50mm	40mm	3.750	3.500	0.75
8645ZM 45MM	50mm	45mm	3.750	3.500	0.75
8646Z .625	2.5000	0.6250	4.250	3.875	0.75
8646Z .750	2.5000	0.7500	4.250	3.875	0.75
8646Z .875	2.5000	0.8750	4.250	3.875	0.75
8646Z 1.000	2.5000	1.0000	4.250	3.875	0.75
8646Z 1.250	2.5000	1.2500	4.250	3.875	0.75
8646Z 1.500	2.5000	1.5000	4.250	3.875	0.75
8646Z 1.750	2.5000	1.7500	4.250	3.875	0.75
8646Z 2.000	2.5000	2.0000	4.250	3.875	0.75
8646Z 2.250	2.5000	2.2500	4.250	3.875	0.75
8646Z 20MM	2.5000	20mm	4.250	3.875	0.75
8646Z 25MM	2.5000	25mm	4.250	3.875	0.75
8646Z 32MM	2.5000	32mm	4.250	3.875	0.75
8646Z 40MM	2.5000	40mm	4.250	3.875	0.75
8646Z 45MM	2.5000	45mm	4.250	3.875	0.75
8646Z 50MM	2.5000	50mm	4.250	3.875	0.75
8646ZM .625	65mm	0.6250	4.250	3.875	0.75
8646ZM .750	65mm	0.7500	4.250	3.875	0.75
8646ZM .875	65mm	0.8750	4.250	3.875	0.75
8646ZM 1.000	65mm	1.0000	4.250	3.875	0.75
8646ZM 1.250	65mm	1.2500	4.250	3.875	0.75
8646ZM 1.500	65mm	1.5000	4.250	3.875	0.75
8646ZM 1.750	65mm	1.7500	4.250	3.875	0.75
8646ZM 2.000	65mm	2.0000	4.250	3.875	0.75
8646ZM 2.250	65mm	2.2500	4.250	3.875	0.75
8646ZM 20MM	65mm	20mm	4.250	3.875	0.75
8646ZM 25MM	65mm	25mm	4.250	3.875	0.75
8646ZM 32MM	65mm	32mm	4.250	3.875	0.75
8646ZM 40MM	65mm	40mm	4.250	3.875	0.75
8646ZM 45MM	65mm	45mm	4.250	3.875	0.75
8646ZM 50MM	65mm	50mm	4.250	3.875	0.75
8647Z 1.000	3.0000	1.0000	4.750	4.375	0.75
8647Z 1.250	3.0000	1.2500	4.750	4.375	0.75
8647Z 1.500	3.0000	1.5000	4.750	4.375	0.75
8647Z 1.750	3.0000	1.7500	4.750	4.375	0.75
8647Z 2.000	3.0000	2.0000	4.750	4.375	0.75
8647Z 2.250	3.0000	2.2500	4.750	4.375	0.75
8647Z 2.500	3.0000	2.5000	4.750	4.375	0.75
8647Z 25MM	3.0000	25mm	4.750	4.375	0.75
8647Z 32MM	3.0000	32mm	4.750	4.375	0.75
8647Z 40MM	3.0000	40mm	4.750	4.375	0.75
8647Z 45MM	3.0000	45mm	4.750	4.375	0.75
8647Z 50MM	3.0000	50mm	4.750	4.375	0.75
8647Z 60MM	3.0000	60mm	4.750	4.375	0.75
8647Z 65MM	3.0000	65mm	4.750	4.375	0.75
8647ZM 1.000	80mm	1.0000	4.750	4.375	0.75

Continued on next page

# TOOL HOLDER BUSHING Z STYLE (continued)



ITEM NUMBER	OUTSIDE DIA. (A)	INTERNAL DIA. (B)	LENGTH UNDER HEAD (C)	LENGTH OF SLOT (D)	HEAD THICKNESS (E)
8647ZM 1.250	80mm	1.2500	4.750	4.375	0.75
8647ZM 1.500	80mm	1.5000	4.750	4.375	0.75
8647ZM 1.750	80mm	1.7500	4.750	4.375	0.75
8647ZM 2.000	80mm	2.0000	4.750	4.375	0.75
8647ZM 2.250	80mm	2.2500	4.750	4.375	0.75
8647ZM 2.500	80mm	2.5000	4.750	4.375	0.75
8647ZM 25MM	80mm	25mm	4.750	4.375	0.75
8647ZM 32MM	80mm	32mm	4.750	4.375	0.75
8647ZM 40MM	80mm	40mm	4.750	4.375	0.75
8647ZM 45MM	80mm	45mm	4.750	4.375	0.75
8647ZM 50MM	80mm	50mm	4.750	4.375	0.75
8647ZM 60MM	80mm	60mm	4.750	4.375	0.75
8647ZM 65MM	80mm	65mm	4.750	4.375	0.75
8648Z 1.250	3.5000	1.2500	5.500	4.875	1
8648Z 1.500	3.5000	1.5000	5.500	4.875	1
8648Z 1.750	3.5000	1.7500	5.500	4.875	1
8648Z 2.000	3.5000	2.0000	5.500	4.875	1
8648Z 2.250	3.5000	2.2500	5.500	4.875	1
8648Z 2.500	3.5000	2.5000	5.500	4.875	1
8648Z 3.000	3.5000	3.0000	5.500	4.875	1
8648Z 25MM	3.5000	25mm	5.500	4.875	1
8648Z 32MM	3.5000	32mm	5.500	4.875	1
8648Z 40MM	3.5000	40mm	5.500	4.875	1
8648Z 45MM	3.5000	45mm	5.500	4.875	1
8648Z 50MM	3.5000	50mm	5.500	4.875	1
8648Z 60MM	3.5000	60mm	5.500	4.875	1
8648Z 65MM	3.5000	65mm	5.500	4.875	1
8648ZM 1.250	90mm	1.2500	5.500	4.875	1
8648ZM 1.500	90mm	1.5000	5.500	4.875	1
8648ZM 1.750	90mm	1.7500	5.500	4.875	1
8648ZM 2.000	90mm	2.0000	5.500	4.875	1
8648ZM 2.250	90mm	2.2500	5.500	4.875	1
8648ZM 2.500	90mm	2.5000	5.500	4.875	1
8648ZM 3.000	90mm	3.0000	5.500	4.875	1
8648ZM 25MM	90mm	25mm	5.500	4.875	1
8648ZM 32MM	90mm	32mm	5.500	4.875	1
8648ZM 40MM	90mm	40mm	5.500	4.875	1
8648ZM 45MM	90mm	45mm	5.500	4.875	1
8648ZM 50MM	90mm	50mm	5.500	4.875	1
8648ZM 60MM	90mm	60mm	5.500	4.875	1
8648ZM 65MM	90mm	65mm	5.500	4.875	1
8649Z 1.500	4.0000	1.5000	6.250	5.625	1
8649Z 1.750	4.0000	1.7500	6.250	5.625	1
8649Z 2.000	4.0000	2.0000	6.250	5.625	1
8649Z 2.250	4.0000	2.2500	6.250	5.625	1
8649Z 2.500	4.0000	2.5000	6.250	5.625	1
8649Z 3.000	4.0000	3.0000	6.250	5.625	1
8649Z 40MM	4.0000	40mm	6.250	5.625	1
8649Z 45MM	4.0000	45mm	6.250	5.625	1

Continued on next page

# TOOL HOLDER BUSHING **Z STYLE** (continued)

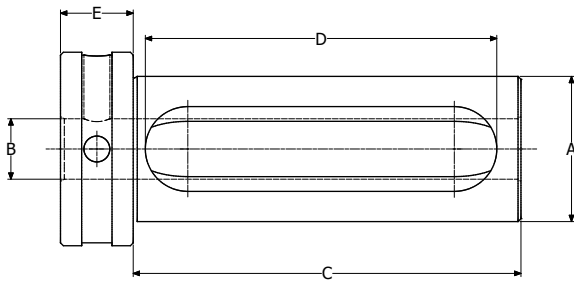


ITEM NUMBER	OUTSIDE DIA. (A)	INTERNAL DIA. (B)	LENGTH UNDER HEAD (C)	LENGTH OF SLOT (D)	HEAD THICKNESS (E)
8649Z 50MM	4.0000	50mm	6.250	5.625	1
8649Z 60MM	4.0000	60mm	6.250	5.625	1
8649Z 65MM	4.0000	65mm	6.250	5.625	1
8649Z 80MM	4.0000	80mm	6.250	5.625	1
8649ZM 1.500	100mm	1.5000	6.250	5.625	1
8649ZM 1.750	100mm	1.7500	6.250	5.625	1
8649ZM 2.000	100mm	2.0000	6.250	5.625	1
8649ZM 2.250	100mm	2.2500	6.250	5.625	1
8649ZM 2.500	100mm	2.5000	6.250	5.625	1
8649ZM 3.000	100mm	3.0000	6.250	5.625	1
8649ZM 40MM	100mm	40mm	6.250	5.625	1
8649ZM 45MM	100mm	45mm	6.250	5.625	1
8649ZM 50MM	100mm	50mm	6.250	5.625	1
8649ZM 60MM	100mm	60mm	6.250	5.625	1
8649ZM 65MM	100mm	65mm	6.250	5.625	1
8649ZM 80MM	100mm	80mm	6.250	5.625	1

# TOOL HOLDER BUSHING ZL STYLE

Our type ZL Tool Holder Bushings are a longer series of the standard Z style tool holder bushing. It is designed for long reach applications and is the most flexible and versatile tool holder bushing for all types of CNC lathe turning centers. The added set screws in the head allow for increased rigidity. The elongated slot gives the user complete interchangeability between all brands of equipment. They are used to adapt a wide variety of boring bars, drills, reamers, and shank type tools.

- Hardened and precision ground concentric
- Black Oxide Coating
- Made in the USA



ITEM NUMBER	OUTSIDE DIA. (A)	INTERNAL DIA. (B)	LENGTH UNDER HEAD (C)	LENGTH OF SLOT (D)	HEAD THICKNESS (E)
8642ZL .375	1.2500	0.3750	3.750	3.125	0.625
8642ZL .500	1.2500	0.5000	3.750	3.125	0.625
8642ZL .625	1.2500	0.6250	3.750	3.125	0.625
8642ZL .750	1.2500	0.7500	3.750	3.125	0.625
8642ZL .875	1.2500	0.8750	3.750	3.125	0.625
8642ZL 1.000	1.2500	1.0000	3.750	3.125	0.625
8642ZL 10MM	1.2500	10mm	3.750	3.125	0.625
8642ZL 12MM	1.2500	12mm	3.750	3.125	0.625
8642ZL 16MM	1.2500	16mm	3.750	3.125	0.625
8642ZL 20MM	1.2500	20mm	3.750	3.125	0.625
8642ZL 25MM	1.2500	25mm	3.750	3.125	0.625
8642ZLM .375	32mm	0.3750	3.750	3.125	0.625
8642ZLM .500	32mm	0.5000	3.750	3.125	0.625
8642ZLM .625	32mm	0.6250	3.750	3.125	0.625
8642ZLM .750	32mm	0.7500	3.750	3.125	0.625
8642ZLM .875	32mm	0.8750	3.750	3.125	0.625
8642ZLM 1.000	32mm	1.0000	3.750	3.125	0.625
8642ZLM 10MM	32mm	10mm	3.750	3.125	0.625
8642ZLM 12MM	32mm	12mm	3.750	3.125	0.625
8642ZLM 16MM	32mm	16mm	3.750	3.125	0.625
8642ZLM 20MM	32mm	20mm	3.750	3.125	0.625
8642ZLM 25MM	32mm	25mm	3.750	3.125	0.625
8643ZL .375	1.5000	0.3750	4.000	3.625	0.750
8643ZL .500	1.5000	0.5000	4.000	3.625	0.750
8643ZL .625	1.5000	0.6250	4.000	3.625	0.750
8643ZL .750	1.5000	0.7500	4.000	3.625	0.750
8643ZL .875	1.5000	0.8750	4.000	3.625	0.750
8643ZL 1.000	1.5000	1.0000	4.000	3.625	0.750
8643ZL 1.250	1.5000	1.2500	4.000	3.625	0.750
8643ZL 10MM	1.5000	10mm	4.000	3.625	0.750
8643ZL 12MM	1.5000	12mm	4.000	3.625	0.750
8643ZL 16MM	1.5000	16mm	4.000	3.625	0.750
8643ZL 20MM	1.5000	20mm	4.000	3.625	0.750
8643ZL 25MM	1.5000	25mm	4.000	3.625	0.750

Continued on next page

TOOL HOLDER BUSHING **ZL STYLE** (continued)

ITEM NUMBER	OUTSIDE DIA. (A)	INTERNAL DIA. (B)	LENGTH UNDER HEAD (C)	LENGTH OF SLOT (D)	HEAD THICKNESS (E)
8643ZL 32MM	1.5000	32mm	4.000	3.625	0.750
8643ZLM .375	40mm	0.3750	4.000	3.625	0.750
8643ZLM .500	40mm	0.5000	4.000	3.625	0.750
8643ZLM .625	40mm	0.6250	4.000	3.625	0.750
8643ZLM .750	40mm	0.7500	4.000	3.625	0.750
8643ZLM .875	40mm	0.8750	4.000	3.625	0.750
8643ZLM 1.000	40mm	1.0000	4.000	3.625	0.750
8643ZLM 1.250	40mm	1.2500	4.000	3.625	0.750
8643ZLM 10MM	40mm	10mm	4.000	3.625	0.750
8643ZLM 12MM	40mm	12mm	4.000	3.625	0.750
8643ZLM 16MM	40mm	16mm	4.000	3.625	0.750
8643ZLM 20MM	40mm	20mm	4.000	3.625	0.750
8643ZLM 25MM	40mm	25mm	4.000	3.625	0.750
8643ZLM 32MM	40mm	32mm	4.000	3.625	0.750
8644ZL .500	1.7500	0.5000	4.250	3.875	0.750
8644ZL .625	1.7500	0.6250	4.250	3.875	0.750
8644ZL .750	1.7500	0.7500	4.250	3.875	0.750
8644ZL .875	1.7500	0.8750	4.250	3.875	0.750
8644ZL 1.000	1.7500	1.0000	4.250	3.875	0.750
8644ZL 1.250	1.7500	1.2500	4.250	3.875	0.750
8644ZL 1.500	1.7500	1.5000	4.250	3.875	0.750
8644ZL 12MM	1.7500	12mm	4.250	3.875	0.750
8644ZL 16MM	1.7500	16mm	4.250	3.875	0.750
8644ZL 20MM	1.7500	20mm	4.250	3.875	0.750
8644ZL 25MM	1.7500	25mm	4.250	3.875	0.750
8644ZL 32MM	1.7500	32mm	4.250	3.875	0.750
8644ZL 40MM	1.7500	40mm	4.250	3.875	0.750
8644ZLM .500	45mm	0.5000	4.250	3.875	0.750
8644ZLM .625	45mm	0.6250	4.250	3.875	0.750
8644ZLM .750	45mm	0.7500	4.250	3.875	0.750
8644ZLM .875	45mm	0.8750	4.250	3.875	0.750
8644ZLM 1.000	45mm	1.0000	4.250	3.875	0.750
8644ZLM 1.250	45mm	1.2500	4.250	3.875	0.750
8644ZLM 1.500	45mm	1.5000	4.250	3.875	0.750
8644ZLM 12MM	45mm	12mm	4.250	3.875	0.750
8644ZLM 16MM	45mm	16mm	4.250	3.875	0.750
8644ZLM 20MM	45mm	20mm	4.250	3.875	0.750
8644ZLM 25MM	45mm	25mm	4.250	3.875	0.750
8644ZLM 32MM	45mm	32mm	4.250	3.875	0.750
8644ZLM 40MM	45mm	40mm	4.250	3.875	0.750
8645ZL .500	2.0000	0.5000	4.500	4.125	0.750
8645ZL .625	2.0000	0.6250	4.500	4.125	0.750
8645ZL .750	2.0000	0.7500	4.500	4.125	0.750
8645ZL .875	2.0000	0.8750	4.500	4.125	0.750
8645ZL 1.000	2.0000	1.0000	4.500	4.125	0.750
8645ZL 1.250	2.0000	1.2500	4.500	4.125	0.750
8645ZL 1.500	2.0000	1.5000	4.500	4.125	0.750
8645ZL 1.750	2.0000	1.7500	4.500	4.125	0.750
8645ZL 12MM	2.0000	12mm	4.500	4.125	0.750

Continued on next page

# TOOL HOLDER BUSHING ZL STYLE (continued)



ITEM NUMBER	OUTSIDE DIA. (A)	INTERNAL DIA. (B)	LENGTH UNDER HEAD (C)	LENGTH OF SLOT (D)	HEAD THICKNESS (E)
8645ZL 16MM	2.0000	16mm	4.500	4.125	0.750
8645ZL 20MM	2.0000	20mm	4.500	4.125	0.750
8645ZL 25MM	2.0000	25mm	4.500	4.125	0.750
8645ZL 32MM	2.0000	32mm	4.500	4.125	0.750
8645ZL 40MM	2.0000	40mm	4.500	4.125	0.750
8645ZL 45MM	2.0000	45mm	4.500	4.125	0.750
8645ZLM .500	50mm	0.5000	4.500	4.125	0.750
8645ZLM .625	50mm	0.6250	4.500	4.125	0.750
8645ZLM .750	50mm	0.7500	4.500	4.125	0.750
8645ZLM .875	50mm	0.8750	4.500	4.125	0.750
8645ZLM 1.000	50mm	1.0000	4.500	4.125	0.750
8645ZLM 1.250	50mm	1.2500	4.500	4.125	0.750
8645ZLM 1.500	50mm	1.5000	4.500	4.125	0.750
8645ZLM 1.750	50mm	1.7500	4.500	4.125	0.750
8645ZLM 12MM	50mm	12mm	4.500	4.125	0.750
8645ZLM 16MM	50mm	16mm	4.500	4.125	0.750
8645ZLM 20MM	50mm	20mm	4.500	4.125	0.750
8645ZLM 25MM	50mm	25mm	4.500	4.125	0.750
8645ZLM 32MM	50mm	32mm	4.500	4.125	0.750
8645ZLM 40MM	50mm	40mm	4.500	4.125	0.750
8645ZLM 45MM	50mm	45mm	4.500	4.125	0.750
8646ZL .625	2.5000	0.6250	5.000	4.625	0.750
8646ZL .750	2.5000	0.7500	5.000	4.625	0.750
8646ZL .875	2.5000	0.8750	5.000	4.625	0.750
8646ZL 1.000	2.5000	1.0000	5.000	4.625	0.750
8646ZL 1.250	2.5000	1.2500	5.000	4.625	0.750
8646ZL 1.500	2.5000	1.5000	5.000	4.625	0.750
8646ZL 1.750	2.5000	1.7500	5.000	4.625	0.750
8646ZL 2.000	2.5000	2.0000	5.000	4.625	0.750
8646ZL 2.250	2.5000	2.2500	5.000	4.625	0.750
8646ZL 20MM	2.5000	20mm	5.000	4.625	0.750
8646ZL 25MM	2.5000	25mm	5.000	4.625	0.750
8646ZL 32MM	2.5000	32mm	5.000	4.625	0.750
8646ZL 40MM	2.5000	40mm	5.000	4.625	0.750
8646ZL 45MM	2.5000	45mm	5.000	4.625	0.750
8646ZL 50MM	2.5000	50mm	5.000	4.625	0.750
8646ZLM .625	65mm	0.6250	5.000	4.625	0.750
8646ZLM .750	65mm	0.7500	5.000	4.625	0.750
8646ZLM .875	65mm	0.8750	5.000	4.625	0.750
8646ZLM 1.000	65mm	1.0000	5.000	4.625	0.750
8646ZLM 1.250	65mm	1.2500	5.000	4.625	0.750
8646ZLM 1.500	65mm	1.5000	5.000	4.625	0.750
8646ZLM 1.750	65mm	1.7500	5.000	4.625	0.750
8646ZLM 2.000	65mm	2.0000	5.000	4.625	0.750
8646ZLM 2.250	65mm	2.2500	5.000	4.625	0.750
8646ZLM 20MM	65mm	20mm	5.000	4.625	0.750
8646ZLM 25MM	65mm	25mm	5.000	4.625	0.750
8646ZLM 32MM	65mm	32mm	5.000	4.625	0.750
8646ZLM 40MM	65mm	40mm	5.000	4.625	0.750

Continued on next page



# TOOL HOLDER BUSHING ZL STYLE (continued)



ITEM NUMBER	OUTSIDE DIA. (A)	INTERNAL DIA. (B)	LENGTH UNDER HEAD (C)	LENGTH OF SLOT (D)	HEAD THICKNESS (E)
8646ZLM 45MM	65mm	45mm	5.000	4.625	0.750
8646ZLM 50MM	65mm	50mm	5.000	4.625	0.750
8647ZL 1.000	3.0000	1.0000	5.750	5.375	0.750
8647ZL 1.250	3.0000	1.2500	5.750	5.375	0.750
8647ZL 1.500	3.0000	1.5000	5.750	5.375	0.750
8647ZL 1.750	3.0000	1.7500	5.750	5.375	0.750
8647ZL 2.000	3.0000	2.0000	5.750	5.375	0.750
8647ZL 2.250	3.0000	2.2500	5.750	5.375	0.750
8647ZL 2.500	3.0000	2.5000	5.750	5.375	0.750
8647ZL 25MM	3.0000	25mm	5.750	5.375	0.750
8647ZL 32MM	3.0000	32mm	5.750	5.375	0.750
8647ZL 40MM	3.0000	40mm	5.750	5.375	0.750
8647ZL 45MM	3.0000	45mm	5.750	5.375	0.750
8647ZL 50MM	3.0000	50mm	5.750	5.375	0.750
8647ZL 60MM	3.0000	60mm	5.750	5.375	0.750
8647ZL 65MM	3.0000	65mm	5.750	5.375	0.750
8647ZLM 1.000	80mm	1.0000	5.750	5.375	0.750
8647ZLM 1.250	80mm	1.2500	5.750	5.375	0.750
8647ZLM 1.500	80mm	1.5000	5.750	5.375	0.750
8647ZLM 1.750	80mm	1.7500	5.750	5.375	0.750
8647ZLM 2.000	80mm	2.0000	5.750	5.375	0.750
8647ZLM 2.250	80mm	2.2500	5.750	5.375	0.750
8647ZLM 2.500	80mm	2.5000	5.750	5.375	0.750
8647ZLM 25MM	80mm	25mm	5.750	5.375	0.750
8647ZLM 32MM	80mm	32mm	5.750	5.375	0.750
8647ZLM 40MM	80mm	40mm	5.750	5.375	0.750
8647ZLM 45MM	80mm	45mm	5.750	5.375	0.750
8647ZLM 50MM	80mm	50mm	5.750	5.375	0.750
8647ZLM 60MM	80mm	60mm	5.750	5.375	0.750
8647ZLM 65MM	80mm	65mm	5.750	5.375	0.750
8648ZL 1.250	3.5000	1.2500	6.500	5.875	1.000
8648ZL 1.500	3.5000	1.5000	6.500	5.875	1.000
8648ZL 1.750	3.5000	1.7500	6.500	5.875	1.000
8648ZL 2.000	3.5000	2.0000	6.500	5.875	1.000
8648ZL 2.250	3.5000	2.2500	6.500	5.875	1.000
8648ZL 2.500	3.5000	2.5000	6.500	5.875	1.000
8648ZL 3.000	3.5000	3.0000	6.500	5.875	1.000
8648ZL 25MM	3.5000	25mm	6.500	5.875	1.000
8648ZL 32MM	3.5000	32mm	6.500	5.875	1.000
8648ZL 40MM	3.5000	40mm	6.500	5.875	1.000
8648ZL 45MM	3.5000	45mm	6.500	5.875	1.000
8648ZL 50MM	3.5000	50mm	6.500	5.875	1.000
8648ZL 60MM	3.5000	60mm	6.500	5.875	1.000
8648ZL 65MM	3.5000	65mm	6.500	5.875	1.000
8648ZLM 1.250	90mm	1.2500	6.500	5.875	1.000
8648ZLM 1.500	90mm	1.5000	6.500	5.875	1.000
8648ZLM 1.750	90mm	1.7500	6.500	5.875	1.000
8648ZLM 2.000	90mm	2.0000	6.500	5.875	1.000

Continued on next page

# TOOL HOLDER BUSHING **ZL STYLE** (continued)

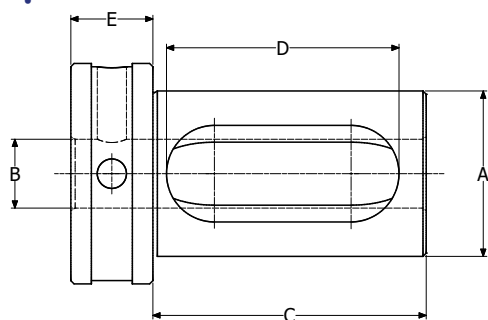


ITEM NUMBER	OUTSIDE DIA. (A)	INTERNAL DIA. (B)	LENGTH UNDER HEAD (C)	LENGTH OF SLOT (D)	HEAD THICKNESS (E)
8648ZLM 2.250	90mm	2.2500	6.500	5.875	1.000
8648ZLM 2.500	90mm	2.5000	6.500	5.875	1.000
8648ZLM 3.000	90mm	3.0000	6.500	5.875	1.000
8648ZLM 25MM	90mm	25mm	6.500	5.875	1.000
8648ZLM 32MM	90mm	32mm	6.500	5.875	1.000
8648ZLM 40MM	90mm	40mm	6.500	5.875	1.000
8648ZLM 45MM	90mm	45mm	6.500	5.875	1.000
8648ZLM 50MM	90mm	50mm	6.500	5.875	1.000
8648ZLM 60MM	90mm	60mm	6.500	5.875	1.000
8648ZLM 65MM	90mm	65mm	6.500	5.875	1.000
8649ZL 1.500	4.0000	1.5000	7.500	7.125	1.000
8649ZL 1.750	4.0000	1.7500	7.500	7.125	1.000
8649ZL 2.000	4.0000	2.0000	7.500	7.125	1.000
8649ZL 2.250	4.0000	2.2500	7.500	7.125	1.000
8649ZL 2.500	4.0000	2.5000	7.500	7.125	1.000
8649ZL 3.000	4.0000	3.0000	7.500	7.125	1.000
8649ZL 40MM	4.0000	40mm	7.500	7.125	1.000
8649ZL 45MM	4.0000	45mm	7.500	7.125	1.000
8649ZL 50MM	4.0000	50mm	7.500	7.125	1.000
8649ZL 60MM	4.0000	60mm	7.500	7.125	1.000
8649ZL 65MM	4.0000	65mm	7.500	7.125	1.000
8649ZL 80MM	4.0000	80mm	7.500	7.125	1.000
8649ZLM 1.500	100mm	1.5000	7.500	7.125	1.000
8649ZLM 1.750	100mm	1.7500	7.500	7.125	1.000
8649ZLM 2.000	100mm	2.0000	7.500	7.125	1.000
8649ZLM 2.250	100mm	2.2500	7.500	7.125	1.000
8649ZLM 2.500	100mm	2.5000	7.500	7.125	1.000
8649ZLM 3.000	100mm	3.0000	7.500	7.125	1.000
8649ZLM 40MM	100mm	40mm	7.500	7.125	1.000
8649ZLM 45MM	100mm	45mm	7.500	7.125	1.000
8649ZLM 50MM	100mm	50mm	7.500	7.125	1.000
8649ZLM 60MM	100mm	60mm	7.500	7.125	1.000
8649ZLM 65MM	100mm	65mm	7.500	7.125	1.000
8649ZLM 80MM	100mm	80mm	7.500	7.125	1.000

# TOOL HOLDER BUSHING ZS STYLE

Our type ZS Tool Holder Bushings are a shortened series of the standard Z style bushing. It is designed for shorter applications and is the most flexible and versatile tool holder bushing for all types of CNC lathe turning centers. The added set screws in the head allow for increased rigidity. The elongated slot gives the user complete interchangeability between all brands of equipment. They are used to adapt a wide variety of boring bars, drills, reamers, and shank type tools.

- Hardened and precision ground concentric
- Black Oxide Coating
- Made in the USA
- 



ITEM NUMBER	OUTSIDE DIA. (A)	INTERNAL DIA. (B)	LENGTH UNDER HEAD (C)	LENGTH OF SLOT (D)	HEAD THICKNESS (E)
8641ZS .375	1.0000	0.3750	2.250	1.8760	0.500
8641ZS .500	1.0000	0.5000	2.250	1.8760	0.500
8641ZS .625	1.0000	0.6250	2.250	1.8760	0.500
8641ZS .750	1.0000	0.7500	2.250	1.8760	0.500
8641ZS 10MM	1.0000	10mm	2.250	1.8760	0.500
8641ZS 12MM	1.0000	12mm	2.250	1.8760	0.500
8641ZS 16MM	1.0000	16mm	2.250	1.8760	0.500
8641ZS 20MM	1.0000	20mm	2.250	1.8760	0.500
8641ZSM .375	25mm	0.3750	2.250	1.8760	0.500
8641ZSM .500	25mm	0.5000	2.250	1.8760	0.500
8641ZSM .625	25mm	0.6250	2.250	1.8760	0.500
8641ZSM .750	25mm	0.7500	2.250	1.8760	0.500
8641ZSM 10MM	25mm	10mm	2.250	1.8760	0.500
8641ZSM 12MM	25mm	12mm	2.250	1.8760	0.500
8641ZSM 16MM	25mm	16mm	2.250	1.8760	0.500
8641ZSM 20MM	25mm	20mm	2.250	1.8760	0.500
8642ZS .375	1.2500	0.3750	2.250	1.8750	0.625
8642ZS .500	1.2500	0.5000	2.250	1.8750	0.625
8642ZS .625	1.2500	0.6250	2.250	1.8750	0.625
8642ZS .750	1.2500	0.7500	2.250	1.8750	0.625
8642ZS .875	1.2500	0.8750	2.250	1.8750	0.625
8642ZS 1.000	1.2500	1.0000	2.250	1.8750	0.625
8642ZS 10MM	1.2500	10mm	2.250	1.8750	0.625
8642ZS 12MM	1.2500	12mm	2.250	1.8750	0.625
8642ZS 16MM	1.2500	16mm	2.250	1.8750	0.625
8642ZS 20MM	1.2500	20mm	2.250	1.8750	0.625
8642ZS 25MM	1.2500	25mm	2.250	1.8750	0.625
8642ZSM .375	32mm	0.3750	2.250	1.8750	0.625
8642ZSM .500	32mm	0.5000	2.250	1.8750	0.625
8642ZSM .625	32mm	0.6250	2.250	1.8750	0.625
8642ZSM .750	32mm	0.7500	2.250	1.8750	0.625
8642ZSM .875	32mm	0.8750	2.250	1.8750	0.625
8642ZSM 1.000	32mm	1.0000	2.250	1.8750	0.625
8642ZSM 10MM	32mm	10mm	2.250	1.8750	0.625

Continued on next page

# TOOL HOLDER BUSHING ZS STYLE (continued)



ITEM NUMBER	OUTSIDE DIA. (A)	INTERNAL DIA. (B)	LENGTH UNDER HEAD (C)	LENGTH OF SLOT (D)	HEAD THICKNESS (E)
8642ZSM 12MM	32mm	12mm	2.250	1.8750	0.625
8642ZSM 16MM	32mm	16mm	2.250	1.8750	0.625
8642ZSM 20MM	32mm	20mm	2.250	1.8750	0.625
8642ZSM 25MM	32mm	25mm	2.250	1.8750	0.625
8643ZS .375	1.5000	0.3750	2.500	2.1250	0.750
8643ZS .500	1.5000	0.5000	2.500	2.1250	0.750
8643ZS .625	1.5000	0.6250	2.500	2.1250	0.750
8643ZS .750	1.5000	0.7500	2.500	2.1250	0.750
8643ZS .875	1.5000	0.8750	2.500	2.1250	0.750
8643ZS 1.000	1.5000	1.0000	2.500	2.1250	0.750
8643ZS 1.250	1.5000	1.2500	2.500	2.1250	0.750
8643ZS 10MM	1.5000	10mm	2.500	2.1250	0.750
8643ZS 12MM	1.5000	12mm	2.500	2.1250	0.750
8643ZS 16MM	1.5000	16mm	2.500	2.1250	0.750
8643ZS 20MM	1.5000	20mm	2.500	2.1250	0.750
8643ZS 25MM	1.5000	25mm	2.500	2.1250	0.750
8643ZS 32MM	1.5000	32mm	2.500	2.1250	0.750
8643ZSM .375	40mm	0.3750	2.500	2.1250	0.750
8643ZSM .500	40mm	0.5000	2.500	2.1250	0.750
8643ZSM .625	40mm	0.6250	2.500	2.1250	0.750
8643ZSM .750	40mm	0.7500	2.500	2.1250	0.750
8643ZSM .875	40mm	0.8750	2.500	2.1250	0.750
8643ZSM 1.000	40mm	1.0000	2.500	2.1250	0.750
8643ZSM 1.250	40mm	1.2500	2.500	2.1250	0.750
8643ZSM 10MM	40mm	10mm	2.500	2.1250	0.750
8643ZSM 12MM	40mm	12mm	2.500	2.1250	0.750
8643ZSM 16MM	40mm	16mm	2.500	2.1250	0.750
8643ZSM 20MM	40mm	20mm	2.500	2.1250	0.750
8643ZSM 25MM	40mm	25mm	2.500	2.1250	0.750
8643ZSM 32MM	40mm	32mm	2.500	2.1250	0.750
8644ZS .500	1.7500	0.5000	2.750	2.3750	0.750
8644ZS .625	1.7500	0.6250	2.750	2.3750	0.750
8644ZS .750	1.7500	0.7500	2.750	2.3750	0.750
8644ZS .875	1.7500	0.8750	2.750	2.3750	0.750
8644ZS 1.000	1.7500	1.0000	2.750	2.3750	0.750
8644ZS 1.250	1.7500	1.2500	2.750	2.3750	0.750
8644ZS 1.500	1.7500	1.5000	2.750	2.3750	0.750
8644ZS 12MM	1.7500	12mm	2.750	2.3750	0.750
8644ZS 16MM	1.7500	16mm	2.750	2.3750	0.750
8644ZS 20MM	1.7500	20mm	2.750	2.3750	0.750
8644ZS 25MM	1.7500	25mm	2.750	2.3750	0.750
8644ZS 32MM	1.7500	32mm	2.750	2.3750	0.750
8644ZS 40MM	1.7500	40mm	2.750	2.3750	0.750
8644ZSM .500	45mm	0.5000	2.750	2.3750	0.750
8644ZSM .625	45mm	0.6250	2.750	2.3750	0.750
8644ZSM .750	45mm	0.7500	2.750	2.3750	0.750
8644ZSM .875	45mm	0.8750	2.750	2.3750	0.750
8644ZSM 1.000	45mm	1.0000	2.750	2.3750	0.750
8644ZSM 1.250	45mm	1.2500	2.750	2.3750	0.750

Continued on next page

# TOOL HOLDER BUSHING ZS STYLE (continued)



ITEM NUMBER	OUTSIDE DIA. (A)	INTERNAL DIA. (B)	LENGTH UNDER HEAD (C)	LENGTH OF SLOT (D)	HEAD THICKNESS (E)
8644ZSM 1.500	45mm	1.5000	2.750	2.3750	0.750
8644ZSM 12MM	45mm	12mm	2.750	2.3750	0.750
8644ZSM 16MM	45mm	16mm	2.750	2.3750	0.750
8644ZSM 20MM	45mm	20mm	2.750	2.3750	0.750
8644ZSM 25MM	45mm	25mm	2.750	2.3750	0.750
8644ZSM 32MM	45mm	32mm	2.750	2.3750	0.750
8644ZSM 40MM	45mm	40mm	2.750	2.3750	0.750
8645ZS .500	2.0000	0.5000	3.000	2.6250	0.750
8645ZS .625	2.0000	0.6250	3.000	2.6250	0.750
8645ZS .750	2.0000	0.7500	3.000	2.6250	0.750
8645ZS .875	2.0000	0.8750	3.000	2.6250	0.750
8645ZS 1.000	2.0000	1.0000	3.000	2.6250	0.750
8645ZS 1.250	2.0000	1.2500	3.000	2.6250	0.750
8645ZS 1.500	2.0000	1.5000	3.000	2.6250	0.750
8645ZS 1.750	2.0000	1.7500	3.000	2.6250	0.750
8645ZS 12MM	2.0000	12mm	3.000	2.6250	0.750
8645ZS 16MM	2.0000	16mm	3.000	2.6250	0.750
8645ZS 20MM	2.0000	20mm	3.000	2.6250	0.750
8645ZS 25MM	2.0000	25mm	3.000	2.6250	0.750
8645ZS 32MM	2.0000	32mm	3.000	2.6250	0.750
8645ZS 40MM	2.0000	40mm	3.000	2.6250	0.750
8645ZS 45MM	2.0000	45mm	3.000	2.6250	0.750
8645ZSM .500	50mm	0.5000	3.000	2.6250	0.750
8645ZSM .625	50mm	0.6250	3.000	2.6250	0.750
8645ZSM .750	50mm	0.7500	3.000	2.6250	0.750
8645ZSM .875	50mm	0.8750	3.000	2.6250	0.750
8645ZSM 1.000	50mm	1.0000	3.000	2.6250	0.750
8645ZSM 1.250	50mm	1.2500	3.000	2.6250	0.750
8645ZSM 1.500	50mm	1.5000	3.000	2.6250	0.750
8645ZSM 1.750	50mm	1.7500	3.000	2.6250	0.750
8645ZSM 12MM	50mm	12mm	3.000	2.6250	0.750
8645ZSM 16MM	50mm	16mm	3.000	2.6250	0.750
8645ZSM 20MM	50mm	20mm	3.000	2.6250	0.750
8645ZSM 25MM	50mm	25mm	3.000	2.6250	0.750
8645ZSM 32MM	50mm	32mm	3.000	2.6250	0.750
8645ZSM 40MM	50mm	40mm	3.000	2.6250	0.750
8645ZSM 45MM	50mm	45mm	3.000	2.6250	0.750
8646ZS .625	2.5000	0.6250	3.500	3.1250	0.750
8646ZS .750	2.5000	0.7500	3.500	3.1250	0.750
8646ZS .875	2.5000	0.8750	3.500	3.1250	0.750
8646ZS 1.000	2.5000	1.0000	3.500	3.1250	0.750
8646ZS 1.250	2.5000	1.2500	3.500	3.1250	0.750
8646ZS 1.500	2.5000	1.5000	3.500	3.1250	0.750
8646ZS 1.750	2.5000	1.7500	3.500	3.1250	0.750
8646ZS 2.000	2.5000	2.0000	3.500	3.1250	0.750
8646ZS 2.250	2.5000	2.2500	3.500	3.1250	0.750
8646ZS 16MM	2.5000	16mm	3.500	3.1250	0.750
8646ZS 20MM	2.5000	20mm	3.500	3.1250	0.750
8646ZS 25MM	2.5000	25mm	3.500	3.1250	0.750

Continued on next page

# TOOL HOLDER BUSHING ZS STYLE (continued)



ITEM NUMBER	OUTSIDE DIA. (A)	INTERNAL DIA. (B)	LENGTH UNDER HEAD (C)	LENGTH OF SLOT (D)	HEAD THICKNESS (E)
8646ZS 32MM	2.5000	32mm	3.500	3.1250	0.750
8646ZS 40MM	2.5000	40mm	3.500	3.1250	0.750
8646ZS 45MM	2.5000	45mm	3.500	3.1250	0.750
8646ZS 50MM	2.5000	50mm	3.500	3.1250	0.750
8646ZSM .625	65mm	0.6250	3.500	3.1250	0.750
8646ZSM .750	65mm	0.7500	3.500	3.1250	0.750
8646ZSM .875	65mm	0.8750	3.500	3.1250	0.750
8646ZSM 1.000	65mm	1.0000	3.500	3.1250	0.750
8646ZSM 1.250	65mm	1.2500	3.500	3.1250	0.750
8646ZSM 1.500	65mm	1.5000	3.500	3.1250	0.750
8646ZSM 1.750	65mm	1.7500	3.500	3.1250	0.750
8646ZSM 2.000	65mm	2.0000	3.500	3.1250	0.750
8646ZSM 2.250	65mm	2.2500	3.500	3.1250	0.750
8646ZSM 16MM	65mm	16mm	3.500	3.1250	0.750
8646ZSM 20MM	65mm	20mm	3.500	3.1250	0.750
8646ZSM 25MM	65mm	25mm	3.500	3.1250	0.750
8646ZSM 32MM	65mm	32mm	3.500	3.1250	0.750
8646ZSM 40MM	65mm	40mm	3.500	3.1250	0.750
8646ZSM 45MM	65mm	45mm	3.500	3.1250	0.750
8646ZSM 50MM	65mm	50mm	3.500	3.1250	0.750
8647ZS 1.000	3.0000	1.0000	3.750	3.3750	0.750
8647ZS 1.250	3.0000	1.2500	3.750	3.3750	0.750
8647ZS 1.500	3.0000	1.5000	3.750	3.3750	0.750
8647ZS 1.750	3.0000	1.7500	3.750	3.3750	0.750
8647ZS 2.000	3.0000	2.0000	3.750	3.3750	0.750
8647ZS 2.250	3.0000	2.2500	3.750	3.3750	0.750
8647ZS 2.500	3.0000	2.5000	3.750	3.3750	0.750
8647ZS 25MM	3.0000	25mm	3.750	3.3750	0.750
8647ZS 32MM	3.0000	32mm	3.750	3.3750	0.750
8647ZS 40MM	3.0000	40mm	3.750	3.3750	0.750
8647ZS 45MM	3.0000	45mm	3.750	3.3750	0.750
8647ZS 50MM	3.0000	50mm	3.750	3.3750	0.750
8647ZS 60MM	3.0000	60mm	3.750	3.3750	0.750
8647ZS 65MM	3.0000	65mm	3.750	3.3750	0.750
8647ZSM 1.000	80mm	1.0000	3.750	3.3750	0.750
8647ZSM 1.250	80mm	1.2500	3.750	3.3750	0.750
8647ZSM 1.500	80mm	1.5000	3.750	3.3750	0.750
8647ZSM 1.750	80mm	1.7500	3.750	3.3750	0.750
8647ZSM 2.000	80mm	2.0000	3.750	3.3750	0.750
8647ZSM 2.250	80mm	2.2500	3.750	3.3750	0.750
8647ZSM 2.500	80mm	2.5000	3.750	3.3750	0.750
8647ZSM 25MM	80mm	25mm	3.750	3.3750	0.750
8647ZSM 32MM	80mm	32mm	3.750	3.3750	0.750
8647ZSM 40MM	80mm	40mm	3.750	3.3750	0.750
8647ZSM 45MM	80mm	45mm	3.750	3.3750	0.750
8647ZSM 50MM	80mm	50mm	3.750	3.3750	0.750
8647ZSM 60MM	80mm	60mm	3.750	3.3750	0.750
8647ZSM 65MM	80mm	65mm	3.750	3.3750	0.750
8648ZS 1.250	3.5000	1.2500	4.500	3.8750	1.000

Continued on next page



# TOOL HOLDER BUSHING ZS STYLE (continued)

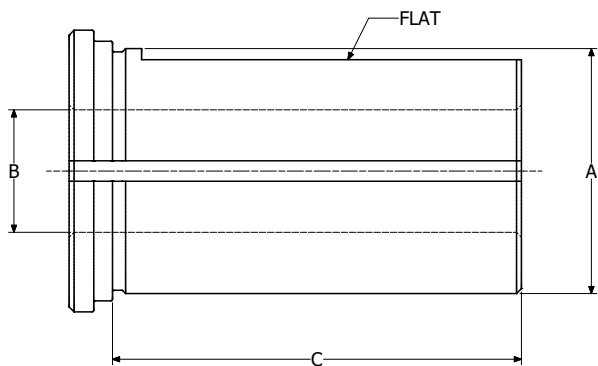


ITEM NUMBER	OUTSIDE DIA. (A)	INTERNAL DIA. (B)	LENGTH UNDER HEAD (C)	LENGTH OF SLOT (D)	HEAD THICKNESS (E)
8648ZS 1.500	3.5000	1.5000	4.500	3.8750	1.000
8648ZS 1.750	3.5000	1.7500	4.500	3.8750	1.000
8648ZS 2.000	3.5000	2.0000	4.500	3.8750	1.000
8648ZS 2.250	3.5000	2.2500	4.500	3.8750	1.000
8648ZS 2.500	3.5000	2.5000	4.500	3.8750	1.000
8648ZS 3.000	3.5000	3.0000	4.500	3.8750	1.000
8648ZS 25MM	3.5000	25mm	4.500	3.8750	1.000
8648ZS 32MM	3.5000	32mm	4.500	3.8750	1.000
8648ZS 40MM	3.5000	40mm	4.500	3.8750	1.000
8648ZS 45MM	3.5000	45mm	4.500	3.8750	1.000
8648ZS 50MM	3.5000	50mm	4.500	3.8750	1.000
8648ZS 60MM	3.5000	60mm	4.500	3.8750	1.000
8648ZS 65MM	3.5000	65mm	4.500	3.8750	1.000
8648ZSM 1.250	90mm	1.2500	4.500	3.8750	1.000
8648ZSM 1.500	90mm	1.5000	4.500	3.8750	1.000
8648ZSM 1.750	90mm	1.7500	4.500	3.8750	1.000
8648ZSM 2.000	90mm	2.0000	4.500	3.8750	1.000
8648ZSM 2.250	90mm	2.2500	4.500	3.8750	1.000
8648ZSM 2.500	90mm	2.5000	4.500	3.8750	1.000
8648ZSM 3.000	90mm	3.0000	4.500	3.8750	1.000
8648ZSM 25MM	90mm	25mm	4.500	3.8750	1.000
8648ZSM 32MM	90mm	32mm	4.500	3.8750	1.000
8648ZSM 40MM	90mm	40mm	4.500	3.8750	1.000
8648ZSM 45MM	90mm	45mm	4.500	3.8750	1.000
8648ZSM 50MM	90mm	50mm	4.500	3.8750	1.000
8648ZSM 60MM	90mm	60mm	4.500	3.8750	1.000
8648ZSM 65MM	90mm	65mm	4.500	3.8750	1.000
8649ZS 1.500	4.0000	1.5000	5.000	4.3750	1.000
8649ZS 1.750	4.0000	1.7500	5.000	4.3750	1.000
8649ZS 2.000	4.0000	2.0000	5.000	4.3750	1.000
8649ZS 2.250	4.0000	2.2500	5.000	4.3750	1.000
8649ZS 2.500	4.0000	2.5000	5.000	4.3750	1.000
8649ZS 3.000	4.0000	3.0000	5.000	4.3750	1.000
8649ZS 40MM	4.0000	40mm	5.000	4.3750	1.000
8649ZS 45MM	4.0000	45mm	5.000	4.3750	1.000
8649ZS 50MM	4.0000	50mm	5.000	4.3750	1.000
8649ZS 60MM	4.0000	60mm	5.000	4.3750	1.000
8649ZS 65MM	4.0000	65mm	5.000	4.3750	1.000
8649ZS 80MM	4.0000	80mm	5.000	4.3750	1.000
8649ZSM 1.500	100mm	1.5000	5.000	4.3750	1.000
8649ZSM 1.750	100mm	1.7500	5.000	4.3750	1.000
8649ZSM 2.000	100mm	2.0000	5.000	4.3750	1.000
8649ZSM 2.250	100mm	2.2500	5.000	4.3750	1.000
8649ZSM 2.500	100mm	2.5000	5.000	4.3750	1.000
8649ZSM 3.000	100mm	3.0000	5.000	4.3750	1.000
8649ZSM 40MM	100mm	40mm	5.000	4.3750	1.000
8649ZSM 45MM	100mm	45mm	5.000	4.3750	1.000
8649ZSM 50MM	100mm	50mm	5.000	4.3750	1.000
8649ZSM 60MM	100mm	60mm	5.000	4.3750	1.000
8649ZSM 65MM	100mm	65mm	5.000	4.3750	1.000
8649ZSM 80MM	100MM	80MM	5.000	4.3750	1.000

# TOOL HOLDER BUSHING B STYLE

Our type B Tool Holder Bushings are designed split with a flat on the O.D. for use in flexible manufacturing applications. They provide even pressure and maximum grip when clamping on the cutting tool due to their split design. They are used to adapt a wide variety of boring bars, drills, reamers, and shank type tools.

- Hardened and precision ground concentric
- Black Oxide Coating
- Made in the USA



ITEM NUMBER	OUTSIDE DIA. (A)	INTERNAL DIA. (B)	LENGTH UNDER HEAD (D)
8600B .125	0.625	0.1250	0.969
8600B .187	0.625	0.1875	0.969
8600B .250	0.625	0.2500	0.969
8600B .312	0.625	0.3125	0.969
8600B .375	0.625	0.3750	0.969
8600B .500	0.625	0.5000	0.969
8601B .250	0.750	0.2500	1.500
8601B .312	0.750	0.3125	1.500
8601B .375	0.750	0.3750	1.500
8601B .500	0.750	0.5000	1.500
8601B 6MM	0.750	6mm	1.500
8601B 8MM	0.750	8mm	1.500
8601B 10MM	0.750	10mm	1.500
8601B 12MM	0.750	12mm	1.500
8601BM .250	20mm	0.2500	1.500
8601BM .312	20mm	0.3125	1.500
8601BM .375	20mm	0.3750	1.500
8601BM .500	20mm	0.5000	1.500
8601BM 6MM	20mm	6mm	1.500
8601BM 8MM	20mm	8mm	1.500
8601BM 10MM	20mm	10mm	1.500
8601BM 12MM	20mm	12mm	1.500
8602B .375	1.000	0.3750	1.750
8602B .500	1.000	0.5000	1.750
8602B .625	1.000	0.6250	1.750
8602B .750	1.000	0.7500	1.750
8602B 10MM	1.000	10mm	1.750
8602B 12MM	1.000	12mm	1.750
8602B 16MM	1.000	16mm	1.750
8602B 20MM	1.000	20mm	1.750
8602BM .375	25mm	0.3750	1.750
8602BM .500	25mm	0.5000	1.750
8602BM .625	25mm	0.6250	1.750
8602BM .750	25mm	0.7500	1.750
8602BM 10MM	25mm	10mm	1.750

Continued on next page

# TOOL HOLDER BUSHING **B STYLE** (continued)



ITEM NUMBER	OUTSIDE DIA. (A)	INTERNAL DIA. (B)	LENGTH UNDER HEAD (D)
8602BM 12MM	25mm	12mm	1.750
8602BM 16MM	25mm	16mm	1.750
8602BM 20MM	25mm	20mm	1.750
8612B .375	1.250	0.3750	2.125
8612B .500	1.250	0.5000	2.125
8612B .625	1.250	0.6250	2.125
8612B .750	1.250	0.7500	2.125
8612B .875	1.250	0.8750	2.125
8612B 1.000	1.250	1.0000	2.125
8612B 10MM	1.250	10mm	2.125
8612B 12MM	1.250	12mm	2.125
8612B 16MM	1.250	16mm	2.125
8612B 20MM	1.250	20mm	2.125
8612B 25MM	1.250	25mm	2.125
8612BM .375	32mm	0.3750	2.125
8612BM .500	32mm	0.5000	2.125
8612BM .625	32mm	0.6250	2.125
8612BM .750	32mm	0.7500	2.125
8612BM .875	32mm	0.8750	2.125
8612BM 1.000	32mm	1.0000	2.125
8612BM 10MM	32mm	10mm	2.125
8612BM 12MM	32mm	12mm	2.125
8612BM 16MM	32mm	16mm	2.125
8612BM 20MM	32mm	20mm	2.125
8612BM 25MM	32mm	25mm	2.125
8603B .375	1.500	0.3750	2.500
8603B .500	1.500	0.5000	2.500
8603B .625	1.500	0.6250	2.500
8603B .750	1.500	0.7500	2.500
8603B .875	1.500	0.8750	2.500
8603B 1.000	1.500	1.0000	2.500
8603B 1.250	1.500	1.2500	2.500
8603B 10MM	1.500	10mm	2.500
8603B 12MM	1.500	12mm	2.500
8603B 16MM	1.500	16mm	2.500
8603B 20MM	1.500	20mm	2.500
8603B 25MM	1.500	25mm	2.500
8603B 32MM	1.500	32mm	2.500
8603BM .375	40mm	0.3750	2.500
8603BM .500	40mm	0.5000	2.500
8603BM .625	40mm	0.6250	2.500
8603BM .750	40mm	0.7500	2.500
8603BM .875	40mm	0.8750	2.500
8603BM 1.000	40mm	1.0000	2.500
8603BM 1.250	40mm	1.2500	2.500
8603BM 10MM	40mm	10mm	2.500
8603BM 12MM	40mm	12mm	2.500
8603BM 16MM	40mm	16mm	2.500
8603BM 20MM	40mm	20mm	2.500
8603BM 25MM	40mm	25mm	2.500

Continued on next page

# TOOL HOLDER BUSHING **B STYLE** (continued)



ITEM NUMBER	OUTSIDE DIA. (A)	INTERNAL DIA. (B)	LENGTH UNDER HEAD (D)
8603BM 32MM	40mm	32mm	2.500
8604B .500	1.750	0.5000	3.000
8604B .625	1.750	0.6250	3.000
8604B .750	1.750	0.7500	3.000
8604B .875	1.750	0.8750	3.000
8604B 1.000	1.750	1.0000	3.000
8604B 1.250	1.750	1.2500	3.000
8604B 1.500	1.750	1.5000	3.000
8604B 12MM	1.750	12mm	3.000
8604B 16MM	1.750	16mm	3.000
8604B 20MM	1.750	20mm	3.000
8604B 25MM	1.750	25mm	3.000
8604B 32MM	1.750	32mm	3.000
8604B 40MM	1.750	40mm	3.000
8604BM .500	45mm	0.5000	3.000
8604BM .625	45mm	0.6250	3.000
8604BM .750	45mm	0.7500	3.000
8604BM .875	45mm	0.8750	3.000
8604BM 1.000	45mm	1.0000	3.000
8604BM 1.250	45mm	1.2500	3.000
8604BM 1.500	45mm	1.5000	3.000
8604BM 12MM	45mm	12mm	3.000
8604BM 16MM	45mm	16mm	3.000
8604BM 20MM	45mm	20mm	3.000
8604BM 25MM	45mm	25mm	3.000
8604BM 32MM	45mm	32mm	3.000
8604BM 40MM	45mm	40mm	3.000
8605B .500	2.000	0.5000	3.500
8605B .625	2.000	0.6250	3.500
8605B .750	2.000	0.7500	3.500
8605B .875	2.000	0.8750	3.500
8605B 1.000	2.000	1.0000	3.500
8605B 1.250	2.000	1.2500	3.500
8605B 1.500	2.000	1.5000	3.500
8605B 1.750	2.000	1.7500	3.500
8605B 12MM	2.000	12mm	3.500
8605B 16MM	2.000	16mm	3.500
8605B 20MM	2.000	20mm	3.500
8605B 25MM	2.000	25mm	3.500
8605B 32MM	2.000	32mm	3.500
8605B 40MM	2.000	40mm	3.500
8605B 45MM	2.000	45mm	3.500
8605BM .500	50mm	0.5000	3.500
8605BM .625	50mm	0.6250	3.500
8605BM .750	50mm	0.7500	3.500
8605BM .875	50mm	0.8750	3.500
8605BM 1.000	50mm	1.0000	3.500
8605BM 1.250	50mm	1.2500	3.500
8605BM 1.500	50mm	1.5000	3.500
8605BM 1.750	50mm	1.7500	3.500

Continued on next page

# TOOL HOLDER BUSHING **B STYLE** (continued)



ITEM NUMBER	OUTSIDE DIA. (A)	INTERNAL DIA. (B)	LENGTH UNDER HEAD (D)
8605BM 12MM	50mm	12mm	3.500
8605BM 16MM	50mm	16mm	3.500
8605BM 20MM	50mm	20mm	3.500
8605BM 25MM	50mm	25mm	3.500
8605BM 32MM	50mm	32mm	3.500
8605BM 40MM	50mm	40mm	3.500
8605BM 45MM	50mm	45mm	3.500
8606B .750	2.500	0.7500	4.000
8606B .875	2.500	0.8750	4.000
8606B 1.000	2.500	1.0000	4.000
8606B 1.250	2.500	1.2500	4.000
8606B 1.500	2.500	1.5000	4.000
8606B 1.750	2.500	1.7500	4.000
8606B 2.000	2.500	2.0000	4.000
8606B 2.250	2.500	2.2500	4.000
8606B 20MM	2.500	20mm	4.000
8606B 25MM	2.500	25mm	4.000
8606B 32MM	2.500	32mm	4.000
8606B 40MM	2.500	40mm	4.000
8606B 45MM	2.500	45mm	4.000
8606B 50MM	2.500	50mm	4.000
8606BM .750	65mm	0.7500	4.000
8606BM .875	65mm	0.8750	4.000
8606BM 1.000	65mm	1.0000	4.000
8606BM 1.250	65mm	1.2500	4.000
8606BM 1.500	65mm	1.5000	4.000
8606BM 1.750	65mm	1.7500	4.000
8606BM 2.000	65mm	2.0000	4.000
8606BM 2.250	65mm	2.2500	4.000
8606BM 20MM	65mm	20mm	4.000
8606BM 25MM	65mm	25mm	4.000
8606BM 32MM	65mm	32mm	4.000
8606BM 40MM	65mm	40mm	4.000
8606BM 45MM	65mm	45mm	4.000
8606BM 50MM	65mm	50mm	4.000
8607B 1.000	3.000	1.000	4.500
8607B 1.250	3.000	1.250	4.500
8607B 1.500	3.000	1.500	4.500
8607B 1.750	3.000	1.750	4.500
8607B 2.000	3.000	2.000	4.500
8607B 2.250	3.000	2.250	4.500
8607B 2.500	3.000	2.500	4.500
8607B 25MM	3.000	25mm	4.500
8607B 32MM	3.000	32mm	4.500
8607B 40MM	3.000	40mm	4.500
8607B 45MM	3.000	45mm	4.500
8607B 50MM	3.000	50mm	4.500
8607B 60MM	3.000	60mm	4.500
8607B 65MM	3.000	65mm	4.500
8607BM 1.000	80mm	1.000	4.500

Continued on next page

# TOOL HOLDER BUSHING **B STYLE** (continued)

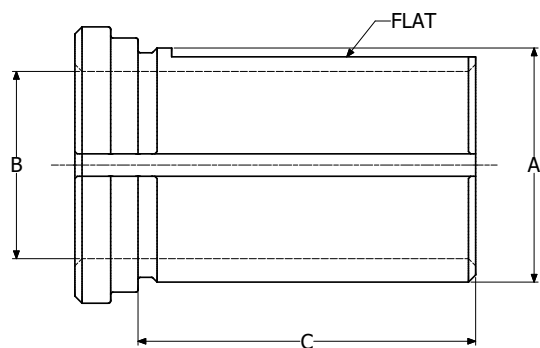


ITEM NUMBER	OUTSIDE DIA. (A)	INTERNAL DIA. (B)	LENGTH UNDER HEAD (D)
8607BM 1.250	80mm	1.250	4.500
8607BM 1.500	80mm	1.500	4.500
8607BM 1.750	80mm	1.750	4.500
8607BM 2.000	80mm	2.000	4.500
8607BM 2.250	80mm	2.250	4.500
8607BM 2.500	80mm	2.500	4.500
8607BM 25MM	80mm	25mm	4.500
8607BM 32MM	80mm	32mm	4.500
8607BM 40MM	80mm	40mm	4.500
8607BM 45MM	80mm	45mm	4.500
8607BM 50MM	80mm	50mm	4.500
8607BM 60MM	80mm	60mm	4.500
8607BM 65MM	80mm	65mm	4.500
8608B 1.000	3.500	1.0000	5.250
8608B 1.250	3.500	1.2500	5.250
8608B 1.500	3.500	1.5000	5.250
8608B 1.750	3.500	1.7500	5.250
8608B 2.000	3.500	2.0000	5.250
8608B 2.250	3.500	2.2500	5.250
8608B 2.500	3.500	2.5000	5.250
8608B 3.000	3.500	3.0000	5.250
8608B 25MM	3.500	25mm	5.250
8608B 32MM	3.500	32mm	5.250
8608B 40MM	3.500	40mm	5.250
8608B 45MM	3.500	45MM	5.250
8608B 50MM	3.500	50MM	5.250
8608B 60MM	3.500	60MM	5.250
8608B 65MM	3.500	65MM	5.250
8608BM 1.000	3.500	1.0000	5.250
8608BM 1.250	90MM	1.2500	5.250
8608BM 1.500	90MM	1.5000	5.250
8608BM 1.750	90MM	1.7500	5.250
8608BM 2.000	90MM	2.0000	5.250
8608BM 2.250	90MM	2.2500	5.250
8608BM 2.500	90MM	2.5000	5.250
8608BM 3.000	90MM	3.0000	5.250
8608BM 25MM	90MM	25MM	5.250
8608BM 32MM	90MM	32MM	5.250
8608BM 40MM	90MM	40MM	5.250
8608BM 45MM	90MM	45MM	5.250
8608BM 50MM	90MM	50MM	5.250
8608BM 60MM	90MM	60MM	5.250
8608BM 65MM	90MM	65MM	5.250

# TOOL HOLDER BUSHING BV STYLE

Our type BV Tool Holder Bushings are designed with split metric O.D. with a flat on the O.D. for use in flexible manufacturing applications. They are used to adapt a wide variety of boring bars, drills, reamers, and shank type tools.

- Hardened and precision ground concentric
- Black Oxide Coating
- Made in the USA



ITEM NUMBER	OUTSIDE DIA. (A)	INTERNAL DIA. (B)	LENGTH UNDER HEAD (C)
61.2508	25mm	0.3125	36mm
61.2510	25mm	0.375	36mm
61.2512	25mm	0.500	36mm
61.2516	25mm	0.625	36mm
61.2520	25mm	0.750	36mm
61.3208	32mm	0.313	46mm
61.3210	32mm	0.375	46mm
61.3212	32mm	0.500	46mm
61.3216	32mm	0.625	46mm
61.3220	32mm	0.750	46mm
61.3225	32mm	1.000	46mm
61.4010	40mm	0.375	81mm
61.4012	40mm	0.500	81mm
61.4016	40mm	0.625	81mm
61.4020	40mm	0.750	81mm
61.4025	40mm	1.000	81mm
61.4032	40mm	1.250	81mm
61.5020	50mm	0.750	102mm
61.5025	50mm	1.000	102mm
61.5032	50mm	1.250	102mm
61.5040	50mm	1.500	102mm
61.6025	60mm	1.000	118mm
61.6032	60mm	1.250	118mm
61.6040	60mm	1.500	118mm
61.6050	60mm	2.000	118mm
61.2508M	25mm	8mm	36mm
61.2510M	25mm	10mm	36mm
61.2512M	25mm	12mm	36mm
61.2516M	25mm	16mm	36mm
61.2520M	25mm	20mm	36mm
61.3208M	32mm	8mm	46mm
61.3210M	32mm	10mm	46mm
61.3212M	32mm	12mm	46mm
61.3216M	32mm	16mm	46mm
61.3220M	32mm	20mm	46mm

Continued on next page



# TOOL HOLDER BUSHING **BV STYLE** (continued)

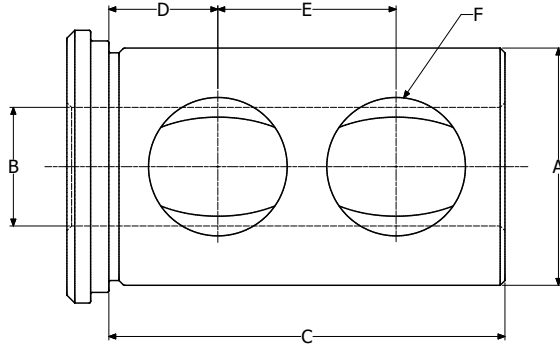


ITEM NUMBER	OUTSIDE DIA. (A)	INTERNAL DIA. (B)	LENGTH UNDER HEAD (C)
61.3225M	32mm	25mm	46mm
61.4010M	40mm	10mm	81mm
61.4012M	40mm	12mm	81mm
61.4016M	40mm	16mm	81mm
61.4020M	40mm	20mm	81mm
61.4025M	40mm	25mm	81mm
61.4032M	40mm	32mm	81mm
61.5020M	50mm	20mm	102mm
61.5025M	50mm	25mm	102mm
61.5032M	50mm	32mm	102mm
61.5040M	50mm	40mm	102mm
61.6025M	60mm	25mm	118mm
61.6032M	60mm	32mm	118mm
61.6040M	60mm	40mm	118mm
61.6050M	60mm	50mm	118mm

# TOOL HOLDER BUSHING J STYLE

Our type J Tool Holder Bushings are designed with a long solid body that has two clearance holes for set screws allowing you to clamp directly onto the tool. They are used to adapt a wide variety of boring bars, drills, reamers, and shank type tools.

- Hardened and precision ground concentric
- Black oxide Coating
- Made in the USA



ITEM NUMBER	OUTSIDE DIA. (A)	INTERNAL DIA. (B)	LENGTH UNDER HEAD (C)	HOLE DIM. (D)	HOLE DIM. (E)	HOLE SIZE (F)	# HOLES
8601J .250	0.7500	0.2500	1.500	0.333	0.800	0.375	2
8601J .312	0.7500	0.3125	1.500	0.333	0.800	0.375	2
8601J .375	0.7500	0.3750	1.500	0.333	0.800	0.375	2
8601J .500	0.7500	0.5000	1.500	0.333	0.800	0.375	2
8601J 6MM	0.7500	6mm	1.500	0.333	0.800	0.375	2
8601J 8MM	0.7500	8mm	1.500	0.333	0.800	0.375	2
8601J 10MM	0.7500	10mm	1.500	0.333	0.800	0.375	2
8601J 12MM	0.7500	12mm	1.500	0.333	0.800	0.375	2
8601JM .250	20mm	0.2500	1.500	0.333	0.800	0.375	2
8601JM .312	20mm	0.3125	1.500	0.333	0.800	0.375	2
8601JM .375	20mm	0.3750	1.500	0.333	0.800	0.375	2
8601JM .500	20mm	0.5000	1.500	0.333	0.800	0.375	2
8601JM 6MM	20mm	6mm	1.500	0.333	0.800	0.375	2
8601JM 8MM	20mm	8mm	1.500	0.333	0.800	0.375	2
8601JM 10MM	20mm	10mm	1.500	0.333	0.800	0.375	2
8601JM 12MM	20mm	12mm	1.500	0.333	0.800	0.375	2
8602J .375	1.0000	0.3750	1.750	0.444	0.875	0.625	2
8602J .500	1.0000	0.5000	1.750	0.444	0.875	0.625	2
8602J .625	1.0000	0.6250	1.750	0.444	0.875	0.625	2
8602J .750	1.0000	0.7500	1.750	0.444	0.875	0.625	2
8602J 10MM	1.0000	10mm	1.750	0.444	0.875	0.625	2
8602J 12MM	1.0000	12mm	1.750	0.444	0.875	0.625	2
8602J 16MM	1.0000	16mm	1.750	0.444	0.875	0.625	2
8602J 20MM	1.0000	20mm	1.750	0.444	0.875	0.625	2
8602JM .375	25mm	0.3750	1.750	0.444	0.875	0.625	2
8602JM .500	25mm	0.5000	1.750	0.444	0.875	0.625	2
8602JM .625	25mm	0.6250	1.750	0.444	0.875	0.625	2
8602JM .750	25mm	0.7500	1.750	0.444	0.875	0.625	2
8602JM 10MM	25mm	10mm	1.750	0.444	0.875	0.625	2
8602JM 12MM	25mm	12mm	1.750	0.444	0.875	0.625	2
8602JM 16MM	25mm	16mm	1.750	0.444	0.875	0.625	2
8602JM 20MM	25mm	20mm	1.750	0.444	0.875	0.625	2
8612J .375	1.2500	0.3750	2.125	0.625	1.000	0.750	2
8612J .500	1.2500	0.5000	2.125	0.625	1.000	0.750	2

Continued on next page

# TOOL HOLDER BUSHING J STYLE (continued)



ITEM NUMBER	OUTSIDE DIA. (A)	INTERNAL DIA. (B)	LENGTH UNDER HEAD (C)	HOLE DIM. (D)	HOLE DIM. (E)	HOLE SIZE (F)	# HOLES
8612J .625	1.2500	0.6250	2.125	0.625	1.000	0.750	2
8612J .750	1.2500	0.7500	2.125	0.625	1.000	0.750	2
8612J .875	1.2500	0.8750	2.125	0.625	1.000	0.750	2
8612J 1.000	1.2500	1.0000	2.125	0.625	1.000	0.750	2
8612J 10MM	1.2500	10mm	2.125	0.625	1.000	0.750	2
8612J 12MM	1.2500	12mm	2.125	0.625	1.000	0.750	2
8612J 16MM	1.2500	16mm	2.125	0.625	1.000	0.750	2
8612J 20MM	1.2500	20mm	2.125	0.625	1.000	0.750	2
8612J 25MM	1.2500	25mm	2.125	0.625	1.000	0.750	2
8612JM .375	32mm	0.3750	2.125	0.625	1.000	0.750	2
8612JM .500	32mm	0.5000	2.125	0.625	1.000	0.750	2
8612JM .625	32mm	0.6250	2.125	0.625	1.000	0.750	2
8612JM .750	32mm	0.7500	2.125	0.625	1.000	0.750	2
8612JM .875	32mm	0.8750	2.125	0.625	1.000	0.750	2
8612JM 1.000	32mm	1.0000	2.125	0.625	1.000	0.750	2
8612JM 10MM	32mm	10mm	2.125	0.625	1.000	0.750	2
8612JM 12MM	32mm	12mm	2.125	0.625	1.000	0.750	2
8612JM 16MM	32mm	16mm	2.125	0.625	1.000	0.750	2
8612JM 20MM	32mm	20mm	2.125	0.625	1.000	0.750	2
8612JM 25MM	32mm	25mm	2.125	0.625	1.000	0.750	2
8603J .375	1.5000	0.3750	2.500	0.667	1.125	0.875	2
8603J .500	1.5000	0.5000	2.500	0.667	1.125	0.875	2
8603J .625	1.5000	0.6250	2.500	0.667	1.125	0.875	2
8603J .750	1.5000	0.7500	2.500	0.667	1.125	0.875	2
8603J .875	1.5000	0.8750	2.500	0.667	1.125	0.875	2
8603J 1.000	1.5000	1.0000	2.500	0.667	1.125	0.875	2
8603J 1.250	1.5000	1.2500	2.500	0.667	1.125	0.875	2
8603J 10MM	1.5000	10mm	2.500	0.667	1.125	0.875	2
8603J 12MM	1.5000	12mm	2.500	0.667	1.125	0.875	2
8603J 16MM	1.5000	16mm	2.500	0.667	1.125	0.875	2
8603J 20MM	1.5000	20mm	2.500	0.667	1.125	0.875	2
8603J 25MM	1.5000	25mm	2.500	0.667	1.125	0.875	2
8603J 32MM	1.5000	32mm	2.500	0.667	1.125	0.875	2
8603JM .375	40mm	0.3750	2.500	0.667	1.125	0.875	2
8603JM .500	40mm	0.5000	2.500	0.667	1.125	0.875	2
8603JM .625	40mm	0.6250	2.500	0.667	1.125	0.875	2
8603JM .750	40mm	0.7500	2.500	0.667	1.125	0.875	2
8603JM .875	40mm	0.8750	2.500	0.667	1.125	0.875	2
8603JM 1.000	40mm	1.0000	2.500	0.667	1.125	0.875	2
8603JM 1.250	40mm	1.2500	2.500	0.667	1.125	0.875	2
8603JM 10MM	40mm	10mm	2.500	0.667	1.125	0.875	2
8603JM 12MM	40mm	12mm	2.500	0.667	1.125	0.875	2
8603JM 16MM	40mm	16mm	2.500	0.667	1.125	0.875	2
8603JM 20MM	40mm	20mm	2.500	0.667	1.125	0.875	2
8603JM 25MM	40mm	25mm	2.500	0.667	1.125	0.875	2
8603JM 32MM	40mm	32mm	2.500	0.667	1.125	0.875	2
8604J .500	1.7500	0.5000	3.000	0.750	1.250	0.875	2
8604J .625	1.7500	0.6250	3.000	0.750	1.250	0.875	2
8604J .750	1.7500	0.7500	3.000	0.750	1.250	0.875	2

Continued on next page

# TOOL HOLDER BUSHING J STYLE (continued)



ITEM NUMBER	OUTSIDE DIA. (A)	INTERNAL DIA. (B)	LENGTH UNDER HEAD (C)	HOLE DIM. (D)	HOLE DIM. (E)	HOLE SIZE (F)	# HOLES
8604J .875	1.7500	0.8750	3.000	0.750	1.250	0.875	2
8604J 1.000	1.7500	1.0000	3.000	0.750	1.250	0.875	2
8604J 1.250	1.7500	1.2500	3.000	0.750	1.250	0.875	2
8604J 1.500	1.7500	1.5000	3.000	0.750	1.250	0.875	2
8604J 12MM	1.7500	12mm	3.000	0.750	1.250	0.875	2
8604J 16MM	1.7500	16mm	3.000	0.750	1.250	0.875	2
8604J 20MM	1.7500	20mm	3.000	0.750	1.250	0.875	2
8604J 25MM	1.7500	25mm	3.000	0.750	1.250	0.875	2
8604J 32MM	1.7500	32mm	3.000	0.750	1.250	0.875	2
8604J 40MM	1.7500	40mm	3.000	0.750	1.250	0.875	2
8604JM .500	45mm	0.5000	3.000	0.750	1.250	0.875	2
8604JM .625	45mm	0.6250	3.000	0.750	1.250	0.875	2
8604JM .750	45mm	0.7500	3.000	0.750	1.250	0.875	2
8604JM .875	45mm	0.8750	3.000	0.750	1.250	0.875	2
8604JM 1.000	45mm	1.0000	3.000	0.750	1.250	0.875	2
8604JM 1.250	45mm	1.2500	3.000	0.750	1.250	0.875	2
8604JM 1.500	45mm	1.5000	3.000	0.750	1.250	0.875	2
8604JM 12MM	45mm	12mm	3.000	0.750	1.250	0.875	2
8604JM 16MM	45mm	16mm	3.000	0.750	1.250	0.875	2
8604JM 20MM	45mm	20mm	3.000	0.750	1.250	0.875	2
8604JM 25MM	45mm	25mm	3.000	0.750	1.250	0.875	2
8604JM 32MM	45mm	32mm	3.000	0.750	1.250	0.875	2
8604JM 40MM	45mm	40mm	3.000	0.750	1.250	0.875	2
8605J .500	2.0000	0.5000	3.500	0.750	1.500	1.000	2
8605J .625	2.0000	0.6250	3.500	0.750	1.500	1.000	2
8605J .750	2.0000	0.7500	3.500	0.750	1.500	1.000	2
8605J .875	2.0000	0.8750	3.500	0.750	1.500	1.000	2
8605J 1.000	2.0000	1.0000	3.500	0.750	1.500	1.000	2
8605J 1.250	2.0000	1.2500	3.500	0.750	1.500	1.000	2
8605J 1.250	2.0000	1.5000	3.500	0.750	1.500	1.000	2
8605J 1.750	2.0000	1.7500	3.500	0.750	1.500	1.000	2
8605J 12MM	2.0000	12mm	3.500	0.750	1.500	1.000	2
8605J 16MM	2.0000	16mm	3.500	0.750	1.500	1.000	2
8605J 20MM	2.0000	20mm	3.500	0.750	1.500	1.000	2
8605J 25MM	2.0000	25mm	3.500	0.750	1.500	1.000	2
8605J 32MM	2.0000	32mm	3.500	0.750	1.500	1.000	2
8605J 40MM	2.0000	40mm	3.500	0.750	1.500	1.000	2
8605J 45MM	2.0000	45mm	3.500	0.750	1.500	1.000	2
8605JM .500	50mm	0.5000	3.500	0.750	1.500	1.000	2
8605JM .625	50mm	0.6250	3.500	0.750	1.500	1.000	2
8605MJ .750	50mm	0.7500	3.500	0.750	1.500	1.000	2
8605MJ .875	50mm	0.8750	3.500	0.750	1.500	1.000	2
8605JM 1.000	50mm	1.0000	3.500	0.750	1.500	1.000	2
8605JM 1.250	50mm	1.2500	3.500	0.750	1.500	1.000	2
8607J 1.500	50mm	1.5000	3.500	0.750	1.500	1.000	2
8605JM 1.750	50mm	1.7500	3.500	0.750	1.500	1.000	2
8605JM 12MM	50mm	12mm	3.500	0.750	1.500	1.000	2
8605JM 16MM	50mm	16mm	3.500	0.750	1.500	1.000	2
8605JM 20MM	50mm	20mm	3.500	0.750	1.500	1.000	2

Continued on next page

# TOOL HOLDER BUSHING J STYLE (continued)



ITEM NUMBER	OUTSIDE DIA. (A)	INTERNAL DIA. (B)	LENGTH UNDER HEAD (C)	HOLE DIM. (D)	HOLE DIM. (E)	HOLE SIZE (F)	# HOLES
8605JM 25MM	50mm	25mm	3.500	0.750	1.500	1.000	2
8605JM 32MM	50mm	32mm	3.500	0.750	1.500	1.000	2
8605JM 40MM	50mm	40mm	3.500	0.750	1.500	1.000	2
8605JM 45MM	50mm	45mm	3.500	0.750	1.500	1.000	2
8606J .750	2.5000	0.7500	4.000	0.875	1.750	1.250	2
8606J .875	2.5000	0.8750	4.000	0.875	1.750	1.250	2
8606J 1.000	2.5000	1.0000	4.000	0.875	1.750	1.250	2
8606J 1.250	2.5000	1.2500	4.000	0.875	1.750	1.250	2
8606J 1.500	2.5000	1.5000	4.000	0.875	1.750	1.250	2
8606J 1.750	2.5000	1.7500	4.000	0.875	1.750	1.250	2
8606J 2.000	2.5000	2.0000	4.000	0.875	1.750	1.250	2
8606J 2.250	2.5000	2.2500	4.000	0.875	1.750	1.250	2
8606J 20MM	2.5000	20mm	4.000	0.875	1.750	1.250	2
8606J 25MM	2.5000	25mm	4.000	0.875	1.750	1.250	2
8606J 32MM	2.5000	32mm	4.000	0.875	1.750	1.250	2
8606J 40MM	2.5000	40mm	4.000	0.875	1.750	1.250	2
8606J 45MM	2.5000	45mm	4.000	0.875	1.750	1.250	2
8606J 50MM	2.5000	50mm	4.000	0.875	1.750	1.250	2
8606JM .750	65mm	0.7500	4.000	0.875	1.750	1.250	2
8606JM .875	65mm	0.8750	4.000	0.875	1.750	1.250	2
8606JM 1.000	65mm	1.0000	4.000	0.875	1.750	1.250	2
8606JM 1.250	65mm	1.2500	4.000	0.875	1.750	1.250	2
8606JM 1.500	65mm	1.5000	4.000	0.875	1.750	1.250	2
8606JM 1.750	65mm	1.7500	4.000	0.875	1.750	1.250	2
8606JM 2.000	65mm	2.0000	4.000	0.875	1.750	1.250	2
8606JM 2.250	65mm	2.2500	4.000	0.875	1.750	1.250	2
8606JM 20MM	65mm	20mm	4.000	0.875	1.750	1.250	2
8606JM 25MM	65mm	25mm	4.000	0.875	1.750	1.250	2
8606JM 32MM	65mm	32mm	4.000	0.875	1.750	1.250	2
8606JM 40MM	65mm	40mm	4.000	0.875	1.750	1.250	2
8606JM 45MM	65mm	45mm	4.000	0.875	1.750	1.250	2
8606JM 50MM	65mm	50mm	4.000	0.875	1.750	1.250	2
8607J 1.000	3.0000	1.0000	4.500	1.000	2.000	1.250	4
8607J 1.250	3.0000	1.2500	4.500	1.000	2.000	1.250	4
8607J 1.500	3.0000	1.5000	4.500	1.000	2.000	1.250	4
8607J 1.750	3.0000	1.7500	4.500	1.000	2.000	1.250	4
8607J 2.000	3.0000	2.0000	4.500	1.000	2.000	1.250	4
8607J 2.250	3.0000	2.2500	4.500	1.000	2.000	1.250	4
8607J 2.500	3.0000	2.5000	4.500	1.000	2.000	1.250	4
8607J 25MM	3.0000	25mm	4.500	1.000	2.000	1.250	4
8607J 32MM	3.0000	32mm	4.500	1.000	2.000	1.250	4
8607J 40MM	3.0000	40mm	4.500	1.000	2.000	1.250	4
8607J 45MM	3.0000	45mm	4.500	1.000	2.000	1.250	4
8607J 50MM	3.0000	50mm	4.500	1.000	2.000	1.250	4
8607J 60MM	3.0000	60mm	4.500	1.000	2.000	1.250	4
8607J 65MM	3.0000	65mm	4.500	1.000	2.000	1.250	4
8607JM 1.000	80mm	1.0000	4.500	1.000	2.000	1.250	4
8607JM 1.250	80mm	1.2500	4.500	1.000	2.000	1.250	4
8607JM 1.500	80mm	1.5000	4.500	1.000	2.000	1.250	4

Continued on next page

# TOOL HOLDER BUSHING J STYLE (continued)

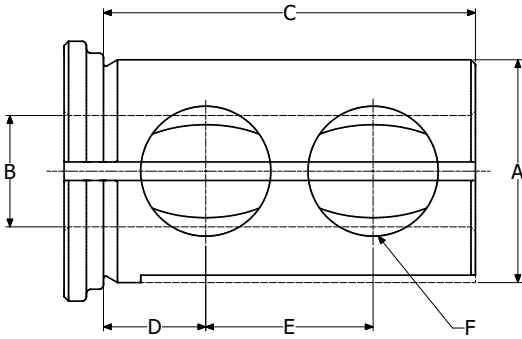


ITEM NUMBER	OUTSIDE DIA. (A)	INTERNAL DIA. (B)	LENGTH UNDER HEAD (C)	HOLE DIM. (D)	HOLE DIM. (E)	HOLE SIZE (F)	# HOLES
8607JM 1.750	80mm	1.7500	4.500	1.000	2.000	1.250	4
8607JM 2.000	80mm	2.0000	4.500	1.000	2.000	1.250	4
8607JM 2.250	80mm	2.2500	4.500	1.000	2.000	1.250	4
8607JM 2.500	80mm	2.5000	4.500	1.000	2.000	1.250	4
8607JM 25MM	80mm	25mm	4.500	1.000	2.000	1.250	4
8607JM 32MM	80mm	32mm	4.500	1.000	2.000	1.250	4
8607JM 40MM	80mm	40mm	4.500	1.000	2.000	1.250	4
8607JM 45MM	80mm	45mm	4.500	1.000	2.000	1.250	4
8607JM 50MM	80mm	50mm	4.500	1.000	2.000	1.250	4
8607JM 60MM	80mm	60mm	4.500	1.000	2.000	1.250	4
8607JM 65MM	80mm	65mm	4.500	1.000	2.000	1.250	4
8608J 1.000	3.5000	1.0000	5.250	1.250	2.500	1.250	4
8608J 1.250	3.5000	1.2500	5.250	1.250	2.500	1.250	4
8608J 1.500	3.5000	1.5000	5.250	1.250	2.500	1.250	4
8608J 1.750	3.5000	1.7500	5.250	1.250	2.500	1.250	4
8608J 2.000	3.5000	2.0000	5.250	1.250	2.500	1.250	4
8608J 2.250	3.5000	2.2500	5.250	1.250	2.500	1.250	4
8608J 2.500	3.5000	2.5000	5.250	1.250	2.500	1.250	4
8608J 3.000	3.5000	3.0000	5.250	1.250	2.500	1.250	4
8608J 25MM	3.5000	25mm	5.250	1.250	2.500	1.250	4
8608J 32MM	3.5000	32mm	5.250	1.250	2.500	1.250	4
8608J 40MM	3.5000	40mm	5.250	1.250	2.500	1.250	4
8608J 45MM	3.5000	45mm	5.250	1.250	2.500	1.250	4
8608J 50MM	3.5000	50mm	5.250	1.250	2.500	1.250	4
8608J 60MM	3.5000	60mm	5.250	1.250	2.500	1.250	4
8608J 65MM	3.5000	65mm	5.250	1.250	2.500	1.250	4
8608JM 1.000	90mm	1.0000	5.250	1.250	2.500	1.250	4
8608JM 1.250	90mm	1.2500	5.250	1.250	2.500	1.250	4
8608JM 1.500	90mm	1.5000	5.250	1.250	2.500	1.250	4
8608JM 1.750	90mm	1.7500	5.250	1.250	2.500	1.250	4
8608JM 2.000	90mm	2.0000	5.250	1.250	2.500	1.250	4
8608JM 2.250	90MM	2.2500	5.250	1.250	2.500	1.250	4
8608JM 2.500	90MM	2.5000	5.250	1.250	2.500	1.250	4
8608JM 3.000	90MM	3.0000	5.250	1.250	2.500	1.250	4
8608JM 25MM	90MM	25MM	5.250	1.250	2.500	1.250	4
8608JM 32MM	90MM	32MM	5.250	1.250	2.500	1.250	4
8608JM 40MM	90MM	40MM	5.250	1.250	2.500	1.250	4
8608JM 45MM	90MM	45MM	5.250	1.250	2.500	1.250	4
8608JM 50MM	90MM	50MM	5.250	1.250	2.500	1.250	4
8608JM 60MM	90MM	60MM	5.250	1.250	2.500	1.250	4
8608JM 65MM	90MM	65MM	5.250	1.250	2.500	1.250	4

# TOOL HOLDER BUSHING DD STYLE

Our type DD “double duty” Tool Holder Bushings are designed as a combination of the industry standard split “B” style tool holder bushing and the “J” set screw clearance style tool holder bushing. They feature a split style with two clearance holes and a flat on the O.D. They are used to adapt a wide variety of boring bars, drills, reamers, and shank type tools.

- Hardened and precision ground concentric
- Black Oxide Coating
- Made in the USA



ITEM NUMBER	OUTSIDE DIA. (A)	INTERNAL DIA. (B)	LENGTH UNDER HEAD (C)	HOLE DIM. (D)	HOLE DIM. (E)	HOLE SIZE (F)	# HOLES
8623DD .375	1.5000	0.3750	2.500	0.667	1.125	0.875	2
8623DD .500	1.5000	0.5000	2.500	0.667	1.125	0.875	2
8623DD .625	1.5000	0.6250	2.500	0.667	1.125	0.875	2
8623DD .750	1.5000	0.7500	2.500	0.667	1.125	0.875	2
8623DD .875	1.5000	0.8750	2.500	0.667	1.125	0.875	2
8623DD 1.000	1.5000	1.0000	2.500	0.667	1.125	0.875	2
8623DD 1.250	1.5000	1.2500	2.500	0.667	1.125	0.875	2
8623DD 10MM	1.5000	10mm	2.500	0.667	1.125	0.875	2
8623DD 12MM	1.5000	12mm	2.500	0.667	1.125	0.875	2
8623DD 16MM	1.5000	16mm	2.500	0.667	1.125	0.875	2
8623DD 20MM	1.5000	20mm	2.500	0.667	1.125	0.875	2
8623DD 25MM	1.5000	25mm	2.500	0.667	1.125	0.875	2
8623DD 32MM	1.5000	32mm	2.500	0.667	1.125	0.875	2
8623DDM .375	40mm	0.3750	2.500	0.667	1.125	0.875	2
8623DDM .500	40mm	0.5000	2.500	0.667	1.125	0.875	2
8623DDM .625	40mm	0.6250	2.500	0.667	1.125	0.875	2
8623DDM .750	40mm	0.7500	2.500	0.667	1.125	0.875	2
8623DDM .875	40mm	0.8750	2.500	0.667	1.125	0.875	2
8623DDM 1.000	40mm	1.0000	2.500	0.667	1.125	0.875	2
8623DDM 1.250	40mm	1.2500	2.500	0.667	1.125	0.875	2
8623DDM 10MM	40mm	10mm	2.500	0.667	1.125	0.875	2
8623DDM 12MM	40mm	12mm	2.500	0.667	1.125	0.875	2
8623DDM 16MM	40mm	16mm	2.500	0.667	1.125	0.875	2
8623DDM 20MM	40mm	20mm	2.500	0.667	1.125	0.875	2
8623DDM 25MM	40mm	25mm	2.500	0.667	1.125	0.875	2
8623DDM 32MM	40mm	32mm	2.500	0.667	1.125	0.875	2
8624DD .500	1.7500	0.5000	3.000	0.750	1.250	0.875	2
8624DD .625	1.7500	0.6250	3.000	0.750	1.250	0.875	2
8624DD .750	1.7500	0.7500	3.000	0.750	1.250	0.875	2
8624DD .875	1.7500	0.8750	3.000	0.750	1.250	0.875	2
8624DD 1.000	1.7500	1.0000	3.000	0.750	1.250	0.875	2
8624DD 1.250	1.7500	1.2500	3.000	0.750	1.250	0.875	2
8624DD 1.500	1.7500	1.5000	3.000	0.750	1.250	0.875	2

Continued on next page



# TOOL HOLDER BUSHING DD STYLE (continued)



ITEM NUMBER	OUTSIDE DIA. (A)	INTERNAL DIA. (B)	LENGTH UNDER HEAD (C)	HOLE DIM. (D)	HOLE DIM. (E)	HOLE SIZE (F)	# HOLES
8624DD 12MM	1.7500	12mm	3.000	0.750	1.250	0.875	2
8624DD 16MM	1.7500	16mm	3.000	0.750	1.250	0.875	2
8624DD 20MM	1.7500	20mm	3.000	0.750	1.250	0.875	2
8624DD 25MM	1.7500	25mm	3.000	0.750	1.250	0.875	2
8624DD 32MM	1.7500	32mm	3.000	0.750	1.250	0.875	2
8624DD 40MM	1.7500	40mm	3.000	0.750	1.250	0.875	2
8624DDM .500	45mm	0.5000	3.000	0.750	1.250	0.875	2
8624DDM .625	45mm	0.6250	3.000	0.750	1.250	0.875	2
8624DDM .750	45mm	0.7500	3.000	0.750	1.250	0.875	2
8624DDM .875	45mm	0.8750	3.000	0.750	1.250	0.875	2
8624DDM 1.000	45mm	1.0000	3.000	0.750	1.250	0.875	2
8624DDM 1.250	45mm	1.2500	3.000	0.750	1.250	0.875	2
8624DDM 1.500	45mm	1.5000	3.000	0.750	1.250	0.875	2
8624DDM 12MM	45mm	12mm	3.000	0.750	1.250	0.875	2
8624DDM 16MM	45mm	16mm	3.000	0.750	1.250	0.875	2
8624DDM 20MM	45mm	20mm	3.000	0.750	1.250	0.875	2
8624DDM 25MM	45mm	25mm	3.000	0.750	1.250	0.875	2
8624DDM 32MM	45mm	32mm	3.000	0.750	1.250	0.875	2
8624DDM 40MM	45mm	40mm	3.000	0.750	1.250	0.875	2
8625DD .500	2.0000	0.5000	3.500	0.750	1.500	1.000	2
8625DD .625	2.0000	0.6250	3.500	0.750	1.500	1.000	2
8625DD .750	2.0000	0.7500	3.500	0.750	1.500	1.000	2
8625DD .875	2.0000	0.8750	3.500	0.750	1.500	1.000	2
8625DD 1.000	2.0000	1.0000	3.500	0.750	1.500	1.000	2
8625DD 1.250	2.0000	1.2500	3.500	0.750	1.500	1.000	2
8625DD 1.500	2.0000	1.5000	3.500	0.750	1.500	1.000	2
8625DD 1.750	2.0000	1.7500	3.500	0.750	1.500	1.000	2
8625DD 12MM	2.0000	12mm	3.500	0.750	1.500	1.000	2
8625DD 16MM	2.0000	16mm	3.500	0.750	1.500	1.000	2
8625DD 20MM	2.0000	20mm	3.500	0.750	1.500	1.000	2
8625DD 25MM	2.0000	25mm	3.500	0.750	1.500	1.000	2
8625DD 32MM	2.0000	32mm	3.500	0.750	1.500	1.000	2
8625DD 40MM	2.0000	40mm	3.500	0.750	1.500	1.000	2
8625DD 45MM	2.0000	45mm	3.500	0.750	1.500	1.000	2
8625DDM .500	50mm	0.5000	3.500	0.750	1.500	1.000	2
8625DDM .625	50mm	0.6250	3.500	0.750	1.500	1.000	2
8625DDM .750	50mm	0.7500	3.500	0.750	1.500	1.000	2
8625DDM .875	50mm	0.8750	3.500	0.750	1.500	1.000	2
8625DDM 1.000	50mm	1.0000	3.500	0.750	1.500	1.000	2
8625DDM 1.250	50mm	1.2500	3.500	0.750	1.500	1.000	2
8625DDM 1.500	50mm	1.5000	3.500	0.750	1.500	1.000	2
8625DDM 1.750	50mm	1.7500	3.500	0.750	1.500	1.000	2
8625DDM 12MM	50mm	12mm	3.500	0.750	1.500	1.000	2
8625DDM 16MM	50mm	16mm	3.500	0.750	1.500	1.000	2
8625DDM 20MM	50mm	20mm	3.500	0.750	1.500	1.000	2
8625DDM 25MM	50mm	25mm	3.500	0.750	1.500	1.000	2
8625DDM 32MM	50mm	32mm	3.500	0.750	1.500	1.000	2
8625DDM 40MM	50mm	40mm	3.500	0.750	1.500	1.000	2

Continued on next page

# TOOL HOLDER BUSHING DD STYLE (continued)



ITEM NUMBER	OUTSIDE DIA. (A)	INTERNAL DIA. (B)	LENGTH UNDER HEAD (C)	HOLE DIM. (D)	HOLE DIM. (E)	HOLE SIZE (F)	# HOLES
8625DDM 45MM	50mm	45mm	3.500	0.750	1.500	1.000	2
8626DD .500	2.5000	0.5000	4.000	0.875	1.750	1.250	2
8626DD .625	2.5000	0.6250	4.000	0.875	1.750	1.250	2
8626DD .750	2.5000	0.7500	4.000	0.875	1.750	1.250	2
8626DD .875	2.5000	0.8750	4.000	0.875	1.750	1.250	2
8626DD 1.000	2.5000	1.0000	4.000	0.875	1.750	1.250	2
8626DD 1.250	2.5000	1.2500	4.000	0.875	1.750	1.250	2
8626DD 1.500	2.5000	1.5000	4.000	0.875	1.750	1.250	2
8626DD 1.750	2.5000	1.7500	4.000	0.875	1.750	1.250	2
8626DD 2.000	2.5000	2.0000	4.000	0.875	1.750	1.250	2
8626DD 2.250	2.5000	2.2500	4.000	0.875	1.750	1.250	2
8626DD 20MM	2.5000	20mm	4.000	0.875	1.750	1.250	2
8626DD 25MM	2.5000	25mm	4.000	0.875	1.750	1.250	2
8626DD 32MM	2.5000	32mm	4.000	0.875	1.750	1.250	2
8626DD 40MM	2.5000	40mm	4.000	0.875	1.750	1.250	2
8626DD 45MM	2.5000	45mm	4.000	0.875	1.750	1.250	2
8626DD 50MM	2.5000	50mm	4.000	0.875	1.750	1.250	2
8626DDM .500	65mm	0.5000	4.000	0.875	1.750	1.250	2
8626DDM .625	65mm	0.6250	4.000	0.875	1.750	1.250	2
8626DDM .750	65mm	0.7500	4.000	0.875	1.750	1.250	2
8626DDM .875	65mm	0.8750	4.000	0.875	1.750	1.250	2
8626DDM 1.000	65mm	1.0000	4.000	0.875	1.750	1.250	2
8626DDM 1.250	65mm	1.2500	4.000	0.875	1.750	1.250	2
8626DDM 1.500	65mm	1.5000	4.000	0.875	1.750	1.250	2
8626DDM 1.750	65mm	1.7500	4.000	0.875	1.750	1.250	2
8626DDM 2.000	65mm	2.0000	4.000	0.875	1.750	1.250	2
8626DDM 2.250	65mm	2.2500	4.000	0.875	1.750	1.250	2
8626DDM 20MM	65mm	20mm	4.000	0.875	1.750	1.250	2
8626DDM 25MM	65mm	25mm	4.000	0.875	1.750	1.250	2
8626DDM 32MM	65mm	32mm	4.000	0.875	1.750	1.250	2
8626DDM 40MM	65mm	40mm	4.000	0.875	1.750	1.250	2
8626DDM 45MM	65mm	45mm	4.000	0.875	1.750	1.250	2
8626DDM 50MM	65mm	50mm	4.000	0.875	1.750	1.250	2
8627DD 1.000	3.0000	1.0000	4.500	1.000	2.000	1.250	4
8627DD 1.250	3.0000	1.2500	4.500	1.000	2.000	1.250	4
8627DD 1.500	3.0000	1.5000	4.500	1.000	2.000	1.250	4
8627DD 1.750	3.0000	1.7500	4.500	1.000	2.000	1.250	4
8627DD 2.000	3.0000	2.0000	4.500	1.000	2.000	1.250	4
8627DD 2.250	3.0000	2.2500	4.500	1.000	2.000	1.250	4
8627DD 2.500	3.0000	2.5000	4.500	1.000	2.000	1.250	4
8627DD 25MM	3.0000	25mm	4.500	1.000	2.000	1.250	4
8627DD 32MM	3.0000	32mm	4.500	1.000	2.000	1.250	4
8627DD 40MM	3.0000	40mm	4.500	1.000	2.000	1.250	4
8627DD 45MM	3.0000	45mm	4.500	1.000	2.000	1.250	4
8627DD 50MM	3.0000	50mm	4.500	1.000	2.000	1.250	4
8627DD 60MM	3.0000	60mm	4.500	1.000	2.000	1.250	4
8627DD 65MM	3.0000	65mm	4.500	1.000	2.000	1.250	4
8627DDM 1.000	80mm	1.0000	4.500	1.000	2.000	1.250	4

Continued on next page

# TOOL HOLDER BUSHING DD STYLE (continued)

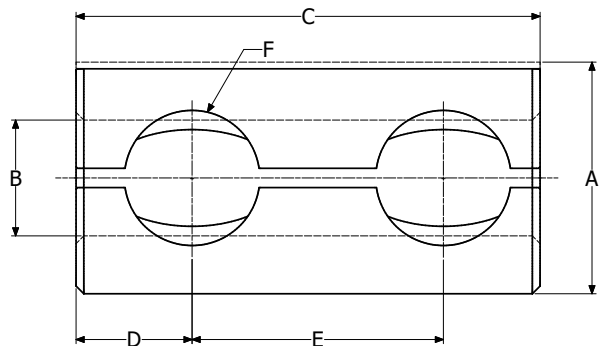


ITEM NUMBER	OUTSIDE DIA. (A)	INTERNAL DIA. (B)	LENGTH UNDER HEAD (C)	HOLE DIM. (D)	HOLE DIM. (E)	HOLE SIZE (F)	# HOLES
8627DDM 1.250	80mm	1.2500	4.500	1.000	2.000	1.250	4
8627DDM 1.500	80mm	1.5000	4.500	1.000	2.000	1.250	4
8627DDM 1.750	80mm	1.7500	4.500	1.000	2.000	1.250	4
8627DDM 2.000	80mm	2.0000	4.500	1.000	2.000	1.250	4
8627DDM 2.250	80mm	2.2500	4.500	1.000	2.000	1.250	4
8627DDM 2.500	80mm	2.5000	4.500	1.000	2.000	1.250	4
8627DDM 25MM	80mm	25mm	4.500	1.000	2.000	1.250	4
8627DDM 32MM	80mm	32mm	4.500	1.000	2.000	1.250	4
8627DDM 40MM	80mm	40mm	4.500	1.000	2.000	1.250	4
8627DDM 45MM	80mm	45mm	4.500	1.000	2.000	1.250	4
8627DDM 50MM	80mm	50mm	4.500	1.000	2.000	1.250	4
8627DDM 60MM	80mm	60mm	4.500	1.000	2.000	1.250	4
8627DDM 65MM	80mm	65mm	4.500	1.000	2.000	1.250	4
8628DD 1.250	3.5000	1.2500	5.250	1.250	2.500	1.250	4
8628DD 1.500	3.5000	1.5000	5.250	1.250	2.500	1.250	4
8628DD 1.750	3.5000	1.7500	5.250	1.250	2.500	1.250	4
8628DD 2.000	3.5000	2.0000	5.250	1.250	2.500	1.250	4
8628DD 2.250	3.5000	2.2500	5.250	1.250	2.500	1.250	4
8628DD 2.500	3.5000	2.5000	5.250	1.250	2.500	1.250	4
8628DD 25MM	3.5000	25mm	5.250	1.250	2.500	1.250	4
8628DD 32MM	3.5000	32mm	5.250	1.250	2.500	1.250	4
8628DD 40MM	3.5000	40mm	5.250	1.250	2.500	1.250	4
8628DD 45MM	3.5000	45mm	5.250	1.250	2.500	1.250	4
8628DD 50MM	3.5000	50mm	5.250	1.250	2.500	1.250	4
8628DD 60MM	3.5000	60mm	5.250	1.250	2.500	1.250	4
8628DD 65MM	3.5000	65mm	5.250	1.250	2.500	1.250	4
8628DDM 1.250	3.5000	1.2500	5.250	1.250	2.500	1.250	4
8628DDM 1.500	90mm	1.5000	5.250	1.250	2.500	1.250	4
8628DDM 1.750	90mm	1.7500	5.250	1.250	2.500	1.250	4
8628DDM 2.000	90mm	2.0000	5.250	1.250	2.500	1.250	4
8628DDM 2.250	90mm	2.2500	5.250	1.250	2.500	1.250	4
8628DDM 2.500	90mm	2.5000	5.250	1.250	2.500	1.250	4
8628DDM 25MM	90mm	25mm	5.250	1.250	2.500	1.250	4
8628DDM 32MM	90mm	32mm	5.250	1.250	2.500	1.250	4
8628DDM 40MM	90mm	40mm	5.250	1.250	2.500	1.250	4
8628DDM 45MM	90mm	45mm	5.250	1.250	2.500	1.250	4
8628DDM 50MM	90mm	50mm	5.250	1.250	2.500	1.250	4
8628DDM 60MM	90mm	60mm	5.250	1.250	2.500	1.250	4
8628DDM 65MM	90mm	65mm	5.250	1.250	2.500	1.250	4

# TOOL HOLDER BUSHING L STYLE

Our type L Tool Holder Bushings are designed shoulderless, have set screw clearance holes opposite of the slot, and they have a split with a flat on the O.D. They are used to adapt a wide variety of boring bars, drills, reamers and shank type tools.

- Hardened and precision ground concentric
- Black Oxide Coating
- Made in the USA



ITEM NUMBER	OUTSIDE DIA. (A)	INTERNAL DIA. (B)	OAL (C)	HOLE DIM. (D)	HOLE DIM. (E)	HOLE SIZE (F)	# HOLES
8653L .375	1.5000	0.3750	3.000	0.750	1.625	0.875	2
8653L .500	1.5000	0.5000	3.000	0.750	1.625	0.875	2
8653L .625	1.5000	0.6250	3.000	0.750	1.625	0.875	2
8653L .750	1.5000	0.7500	3.000	0.750	1.625	0.875	2
8653L .875	1.5000	0.8750	3.000	0.750	1.625	0.875	2
8653L 1.000	1.5000	1.0000	3.000	0.750	1.625	0.875	2
8653L 1.250	1.5000	1.2500	3.000	0.750	1.625	0.875	2
8653L 10MM	1.5000	10mm	3.000	0.750	1.625	0.875	2
8653L 12MM	1.5000	12mm	3.000	0.750	1.625	0.875	2
8653L 16MM	1.5000	16mm	3.000	0.750	1.625	0.875	2
8653L 20MM	1.5000	20mm	3.000	0.750	1.625	0.875	2
8653L 25MM	1.5000	25mm	3.000	0.750	1.625	0.875	2
8653L 32MM	1.5000	32mm	3.000	0.750	1.625	0.875	2
8653LM .375	40mm	0.3750	3.000	0.750	1.625	0.875	2
8653LM .500	40mm	0.5000	3.000	0.750	1.625	0.875	2
8653LM .625	40mm	0.6250	3.000	0.750	1.625	0.875	2
8653LM .750	40mm	0.7500	3.000	0.750	1.625	0.875	2
8653LM .875	40mm	0.8750	3.000	0.750	1.625	0.875	2
8653LM 1.000	40mm	1.0000	3.000	0.750	1.625	0.875	2
8653LM 1.250	40mm	1.2500	3.000	0.750	1.625	0.875	2
8653LM 10MM	40mm	10mm	3.000	0.750	1.625	0.875	2
8653LM 12MM	40mm	12mm	3.000	0.750	1.625	0.875	2
8653LM 16MM	40mm	16mm	3.000	0.750	1.625	0.875	2
8653LM 20MM	40mm	20mm	3.000	0.750	1.625	0.875	2
8653LM 25MM	40mm	25mm	3.000	0.750	1.625	0.875	2
8653LM 32MM	40mm	32mm	3.000	0.750	1.625	0.875	2
8654L .500	1.7500	0.5000	3.000	0.750	1.625	0.875	2
8654L .625	1.7500	0.6250	3.000	0.750	1.625	0.875	2
8654L .750	1.7500	0.7500	3.000	0.750	1.625	0.875	2
8654L .875	1.7500	0.8750	3.000	0.750	1.625	0.875	2
8654L 1.000	1.7500	1.0000	3.000	0.750	1.625	0.875	2
8654L 1.250	1.7500	1.2500	3.000	0.750	1.625	0.875	2
8654L 1.500	1.7500	1.5000	3.000	0.750	1.625	0.875	2

Continued on next page

# TOOL HOLDER BUSHING L STYLE (continued)



ITEM NUMBER	OUTSIDE DIA. (A)	INTERNAL DIA. (B)	OAL (C)	HOLE DIM. (D)	HOLE DIM. (E)	HOLE SIZE (F)	# HOLES
8654L 12MM	1.7500	12mm	3.000	0.750	1.625	0.875	2
8654L 16MM	1.7500	16mm	3.000	0.750	1.625	0.875	2
8654L 20MM	1.7500	20mm	3.000	0.750	1.625	0.875	2
8654L 25MM	1.7500	25mm	3.000	0.750	1.625	0.875	2
8654L 32MM	1.7500	32mm	3.000	0.750	1.625	0.875	2
8654L 40MM	1.7500	40mm	3.000	0.750	1.625	0.875	2
8654LM .500	45mm	0.5000	3.000	0.750	1.625	0.875	2
8654LM .625	45mm	0.6250	3.000	0.750	1.625	0.875	2
8654LM .750	45mm	0.7500	3.000	0.750	1.625	0.875	2
8654LM .875	45mm	0.8750	3.000	0.750	1.625	0.875	2
8654LM 1.000	45mm	1.0000	3.000	0.750	1.625	0.875	2
8654LM 1.250	45mm	1.2500	3.000	0.750	1.625	0.875	2
8654LM 1.500	45mm	1.5000	3.000	0.750	1.625	0.875	2
8654LM 12MM	45mm	12mm	3.000	0.750	1.625	0.875	2
8654LM 16MM	45mm	16mm	3.000	0.750	1.625	0.875	2
8654LM 20MM	45mm	20mm	3.000	0.750	1.625	0.875	2
8654LM 25MM	45mm	25mm	3.000	0.750	1.625	0.875	2
8654LM 32MM	45mm	32mm	3.000	0.750	1.625	0.875	2
8654LM 40MM	45mm	40mm	3.000	0.750	1.625	0.875	2
8656L .625	2.2500	0.6250	4.500	0.875	2.000	1.000	2
8656L .750	2.2500	0.7500	4.500	0.875	2.000	1.000	2
8656L .875	2.2500	0.8750	4.500	0.875	2.000	1.000	2
8656L 1.000	2.2500	1.0000	4.500	0.875	2.000	1.000	2
8656L 1.250	2.2500	1.2500	4.500	0.875	2.000	1.000	2
8656L 1.500	2.2500	1.5000	4.500	0.875	2.000	1.000	2
8656L 1.750	2.2500	1.7500	4.500	0.875	2.000	1.000	2
8656L 2.000	2.2500	2.0000	4.500	0.875	2.000	1.000	2
8656L 16MM	2.2500	16mm	4.500	0.875	2.000	1.000	2
8656L 20MM	2.2500	20mm	4.500	0.875	2.000	1.000	2
8656L 25MM	2.2500	25mm	4.500	0.875	2.000	1.000	2
8656L 32MM	2.2500	32mm	4.500	0.875	2.000	1.000	2
8656L 40MM	2.2500	40mm	4.500	0.875	2.000	1.000	2
8656L 50MM	2.2500	50mm	4.500	0.875	2.000	1.000	2
8656LM .625	60mm	0.6250	4.500	0.875	2.000	1.000	2
8656LM .750	60mm	0.7500	4.500	0.875	2.000	1.000	2
8656LM .875	60mm	0.8750	4.500	0.875	2.000	1.000	2
8656LM 1.000	60mm	1.0000	4.500	0.875	2.000	1.000	2
8656LM 1.250	60mm	1.2500	4.500	0.875	2.000	1.000	2
8656LM 1.500	60mm	1.5000	4.500	0.875	2.000	1.000	2
8656LM 1.750	60mm	1.7500	4.500	0.875	2.000	1.000	2
8656LM 2.000	60mm	2.0000	4.500	0.875	2.000	1.000	2
8656LM 16MM	60mm	16mm	4.500	0.875	2.000	1.000	2
8656LM 20MM	60mm	20mm	4.500	0.875	2.000	1.000	2
8656LM 25MM	60mm	25mm	4.500	0.875	2.000	1.000	2
8656LM 32MM	60mm	32mm	4.500	0.875	2.000	1.000	2
8656LM 40MM	60mm	40mm	4.500	0.875	2.000	1.000	2
8656LM 50MM	60mm	50mm	4.500	0.875	2.000	1.000	2
8657L .750	2.7500	0.7500	4.500	0.875	2.000	1.000	2

Continued on next page

# TOOL HOLDER BUSHING L STYLE (continued)

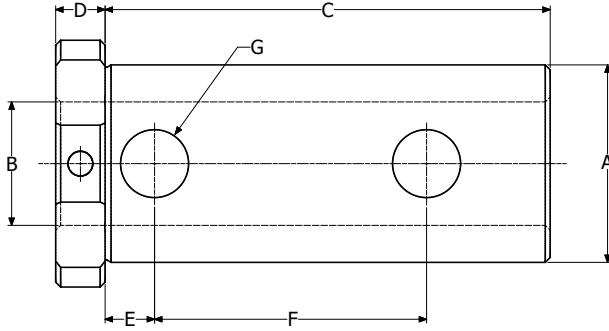


ITEM NUMBER	OUTSIDE DIA. (A)	INTERNAL DIA. (B)	OAL (C)	HOLE DIM. (D)	HOLE DIM. (E)	HOLE SIZE (F)	# HOLES
8657L .875	2.7500	0.8750	4.500	0.875	2.000	1.000	2
8657L 1.000	2.7500	1.0000	4.500	0.875	2.000	1.000	2
8657L 1.250	2.7500	1.2500	4.500	0.875	2.000	1.000	2
8657L 1.500	2.7500	1.5000	4.500	0.875	2.000	1.000	2
8657L 1.750	2.7500	1.7500	4.500	0.875	2.000	1.000	2
8657L 2.000	2.7500	2.0000	4.500	0.875	2.000	1.000	2
8657L 2.250	2.7500	2.2500	4.500	0.875	2.000	1.000	2
8657L 20MM	2.7500	20mm	4.500	0.875	2.000	1.000	2
8657L 25MM	2.7500	25mm	4.500	0.875	2.000	1.000	2
8657L 32MM	2.7500	32mm	4.500	0.875	2.000	1.000	2
8657L 40MM	2.7500	40mm	4.500	0.875	2.000	1.000	2
8657L 50MM	2.7500	50mm	4.500	0.875	2.000	1.000	2
8657LM .750	70mm	0.7500	4.500	0.875	2.000	1.000	2
8657LM .875	70mm	0.8750	4.500	0.875	2.000	1.000	2
8657LM 1.000	70mm	1.0000	4.500	0.875	2.000	1.000	2
8657LM 1.250	70mm	1.2500	4.500	0.875	2.000	1.000	2
8657LM 1.500	70mm	1.5000	4.500	0.875	2.000	1.000	2
8657LM 1.750	70mm	1.7500	4.500	0.875	2.000	1.000	2
8657LM 2.000	70mm	2.0000	4.500	0.875	2.000	1.000	2
8657LM 2.250	70mm	2.2500	4.500	0.875	2.000	1.000	2
8657LM 20MM	70mm	20mm	4.500	0.875	2.000	1.000	2
8657LM 25MM	70mm	25mm	4.500	0.875	2.000	1.000	2
8657LM 32MM	70mm	32mm	4.500	0.875	2.000	1.000	2
8657LM 40MM	70mm	40mm	4.500	0.875	2.000	1.000	2
8657LM 50MM	70mm	50mm	4.500	0.875	2.000	1.000	2

# TOOL HOLDER BUSHING LB STYLE

Our type LB Tool Holder Bushings are designed with a long solid body that has four clearance holes allowing you to clamp directly on the tool with the set screws. They feature two notches in the head to allow for coolant nozzle clearance. They are used to adapt a wide variety of boring bars, drills, reamers and shank type tools.

- Hardened and precision ground concentric
- Black Oxide Coating
- Made in the USA



ITEM NUMBER	OUTSIDE DIA. (A)	INTERNAL DIA. (B)	LENGTH UNDER HEAD (C)	HEAD THICKNESS (D)	HOLE DIM. (E)	HOLE DIM. (F)	HOLE SIZE (G)	# HOLES
8612LB .375	1.2500	0.3750	3.125	0.375	0.500	1.750	0.625	4
8612LB .500	1.2500	0.5000	3.125	0.375	0.500	1.750	0.625	4
8612LB .625	1.2500	0.6250	3.125	0.375	0.500	1.750	0.625	4
8612LB .750	1.2500	0.7500	3.125	0.375	0.500	1.750	0.625	4
8612LB .875	1.2500	0.8750	3.125	0.375	0.500	1.750	0.625	4
8612LB 1.000	1.2500	1.0000	3.125	0.375	0.500	1.750	0.625	4
8612LB 10MM	1.2500	10mm	3.125	0.375	0.500	1.750	0.625	4
8612LB 12MM	1.2500	12mm	3.125	0.375	0.500	1.750	0.625	4
8612LB 16MM	1.2500	16mm	3.125	0.375	0.500	1.750	0.625	4
8612LB 20MM	1.2500	20mm	3.125	0.375	0.500	1.750	0.625	4
8612LB 25MM	1.2500	25mm	3.125	0.375	0.500	1.750	0.625	4
8612LBM .375	32mm	0.3750	3.125	0.375	0.500	1.750	0.625	4
8612LBM .500	32mm	0.5000	3.125	0.375	0.500	1.750	0.625	4
8612LBM .625	32mm	0.6250	3.125	0.375	0.500	1.750	0.625	4
8612LBM .750	32mm	0.7500	3.125	0.375	0.500	1.750	0.625	4
8612LBM .875	32mm	0.8750	3.125	0.375	0.500	1.750	0.625	4
8612LBM 1.000	32mm	1.0000	3.125	0.375	0.500	1.750	0.625	4
8612LBM 10MM	32mm	10mm	3.125	0.375	0.500	1.750	0.625	4
8612LBM 12MM	32mm	12mm	3.125	0.375	0.500	1.750	0.625	4
8612LBM 16MM	32mm	16mm	3.125	0.375	0.500	1.750	0.625	4
8612LBM 20MM	32mm	20mm	3.125	0.375	0.500	1.750	0.625	4
8612LBM 25MM	32mm	25mm	3.125	0.375	0.500	1.750	0.625	4
8613LB .375	1.5000	0.3750	3.125	0.375	0.500	1.750	0.625	4
8613LB .500	1.5000	0.5000	3.125	0.375	0.500	1.750	0.625	4
8613LB .625	1.5000	0.6250	3.125	0.375	0.500	1.750	0.625	4
8613LB .750	1.5000	0.7500	3.125	0.375	0.500	1.750	0.625	4
8613LB .875	1.5000	0.8750	3.125	0.375	0.500	1.750	0.625	4
8613LB 1.000	1.5000	1.0000	3.125	0.375	0.500	1.750	0.625	4
8613LB 1.250	1.5000	1.2500	3.125	0.375	0.500	1.750	0.625	4
8613LB 10MM	1.5000	10mm	3.125	0.375	0.500	1.750	0.625	4
8613LB 12MM	1.5000	12mm	3.125	0.375	0.500	1.750	0.625	4
8613LB 16MM	1.5000	16mm	3.125	0.375	0.500	1.750	0.625	4
8613LB 20MM	1.5000	20mm	3.125	0.375	0.500	1.750	0.625	4

Continued on next page



# TOOL HOLDER BUSHING **LB STYLE** (continued)



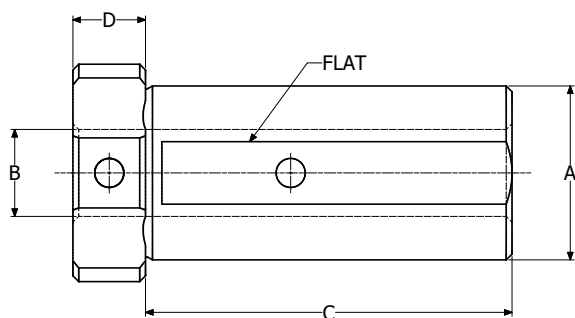
ITEM NUMBER	OUTSIDE DIA. (A)	INTERNAL DIA. (B)	LENGTH UNDER HEAD (C)	HEAD THICKNESS (D)	HOLE DIM. (E)	HOLE DIM. (F)	HOLE SIZE (G)	# HOLES
8613LB 25MM	1.5000	25mm	3.125	0.375	0.500	1.750	0.625	4
8613LB 32MM	1.5000	32mm	3.125	0.375	0.500	1.750	0.625	4
8613LBM .375	40mm	0.3750	3.125	0.375	0.500	1.750	0.625	4
8613LBM .500	40mm	0.5000	3.125	0.375	0.500	1.750	0.625	4
8613LBM .625	40mm	0.6250	3.125	0.375	0.500	1.750	0.625	4
8613LBM .750	40mm	0.7500	3.125	0.375	0.500	1.750	0.625	4
8613LBM .875	40mm	0.8750	3.125	0.375	0.500	1.750	0.625	4
8613LBM 1.000	40mm	1.0000	3.125	0.375	0.500	1.750	0.625	4
8613LBM 1.250	40mm	1.2500	3.125	0.375	0.500	1.750	0.625	4
8613LBM 10MM	40mm	10mm	3.125	0.375	0.500	1.750	0.625	4
8613LBM 12MM	40mm	12mm	3.125	0.375	0.500	1.750	0.625	4
8613LBM 16MM	40mm	16mm	3.125	0.375	0.500	1.750	0.625	4
8613LBM 20MM	40mm	20mm	3.125	0.375	0.500	1.750	0.625	4
8613LBM 25MM	40mm	25mm	3.125	0.375	0.500	1.750	0.625	4
8613LBM 32MM	40mm	32mm	3.125	0.375	0.500	1.750	0.625	4
8615LB .500	2.0000	0.5000	4.500	0.500	0.500	2.750	0.667	4
8615LB .625	2.0000	0.6250	4.500	0.500	0.500	2.750	0.667	4
8615LB .750	2.0000	0.7500	4.500	0.500	0.500	2.750	0.667	4
8615LB .875	2.0000	0.8750	4.500	0.500	0.500	2.750	0.667	4
8615LB 1.000	2.0000	1.0000	4.500	0.500	0.500	2.750	0.667	4
8615LB 1.250	2.0000	1.2500	4.500	0.500	0.500	2.750	0.667	4
8615LB 1.500	2.0000	1.5000	4.500	0.500	0.500	2.750	0.667	4
8615LB 1.750	2.0000	1.7500	4.500	0.500	0.500	2.750	0.667	4
8615LB 12MM	2.0000	12mm	4.500	0.500	0.500	2.750	0.667	4
8615LB 16MM	2.0000	16mm	4.500	0.500	0.500	2.750	0.667	4
8615LB 20MM	2.0000	20mm	4.500	0.500	0.500	2.750	0.667	4
8615LB 25MM	2.0000	25mm	4.500	0.500	0.500	2.750	0.667	4
8615LB 32MM	2.0000	32mm	4.500	0.500	0.500	2.750	0.667	4
8615LB 40MM	2.0000	40mm	4.500	0.500	0.500	2.750	0.667	4
8615LB 45MM	2.0000	45mm	4.500	0.500	0.500	2.750	0.667	4
8615LBM .500	50mm	0.5000	4.500	0.500	0.500	2.750	0.667	4
8615LBM .625	50mm	0.6250	4.500	0.500	0.500	2.750	0.667	4
8615LBM .750	50mm	0.7500	4.500	0.500	0.500	2.750	0.667	4
8615LBM .875	50mm	0.8750	4.500	0.500	0.500	2.750	0.667	4
8615LBM 1.000	50mm	1.0000	4.500	0.500	0.500	2.750	0.667	4
8615LBM 1.250	50mm	1.2500	4.500	0.500	0.500	2.750	0.667	4
8615LBM 1.500	50mm	1.5000	4.500	0.500	0.500	2.750	0.667	4
8615LBM 1.750	50mm	1.7500	4.500	0.500	0.500	2.750	0.667	4
8615LBM 12MM	50mm	12mm	4.500	0.500	0.500	2.750	0.667	4
8615LBM 16MM	50mm	16mm	4.500	0.500	0.500	2.750	0.667	4
8615LBM 20MM	50mm	20mm	4.500	0.500	0.500	2.750	0.667	4
8615LBM 25MM	50mm	25mm	4.500	0.500	0.500	2.750	0.667	4
8615LBM 32MM	50mm	32mm	4.500	0.500	0.500	2.750	0.667	4
8615LBM 40MM	50mm	40mm	4.500	0.500	0.500	2.750	0.667	4
8615LBM 45MM	50mm	45mm	4.500	0.500	0.500	2.750	0.667	4

Continued on next page

# TOOL HOLDER BUSHING LBF STYLE

Our type LBF Tool Holder Bushings are designed with a flat on the O.D and two set screws for clamping the cutting tool. Due to the type LBF's solid construction, it works well in coolant through applications. They feature two notches in the head to allow for coolant nozzle clearance. They are used to adapt a wide variety of boring bars, drills, reamers and shank type tools.

- Hardened and precision ground concentric
- Black Oxide Coating
- Made in the USA



ITEM NUMBER	OUTSIDE DIA. (A)	INTERNAL DIA. (B)	LENGTH UNDER HEAD (C)	HEAD THICKNESS (D)
8612LBF .375	1.2500	0.3750	2.8125	0.625
8612LBF .500	1.2500	0.5000	2.8125	0.625
8612LBF .625	1.2500	0.6250	2.8125	0.625
8612LBF.750	1.2500	0.7500	2.8125	0.625
8612LBF .875	1.2500	0.8750	2.8125	0.625
8612LBF 1.000	1.2500	1.0000	2.8125	0.625
8612LBF 10MM	1.2500	10mm	2.8125	0.625
8612LBF 12MM	1.2500	12mm	2.8125	0.625
8612LBF 16MM	1.2500	16mm	2.8125	0.625
8612LBF 20MM	1.2500	20mm	2.8125	0.625
8612LBF 25MM	1.2500	25mm	2.8125	0.625
8612LBFM .375	32mm	0.3750	2.8125	0.625
8612LBFM .500	32mm	0.5000	2.8125	0.625
8612LBFM .625	32mm	0.6250	2.8125	0.625
8612LBFM .750	32mm	0.7500	2.8125	0.625
8612LBFM .875	32mm	0.8750	2.8125	0.625
8612LBFM 1.000	32mm	1.0000	2.8125	0.625
8612LBFM 10MM	32mm	10mm	2.8125	0.625
8612LBFM 12MM	32mm	12mm	2.8125	0.625
8612LBFM 16MM	32mm	16mm	2.8125	0.625
8612LBFM 20MM	32mm	20mm	2.8125	0.625
8612LBFM 25MM	32mm	25mm	2.8125	0.625
8603LBF .375	1.5000	0.3750	3.15625	0.625
8603LBF .500	1.5000	0.5000	3.15625	0.625
8603LBF .625	1.5000	0.6250	3.15625	0.625
8603LBF .750	1.5000	0.7500	3.15625	0.625
8603LBF .875	1.5000	0.8750	3.15625	0.625
8603LBF 1.000	1.5000	1.0000	3.15625	0.625
8603LBF 1.250	1.5000	1.2500	3.15625	0.625
8603LBF 10MM	1.5000	10mm	3.15625	0.625
8603LBF 12MM	1.5000	12mm	3.15625	0.625
8603LBF 16MM	1.5000	16mm	3.15625	0.625
8603LBF 20MM	1.5000	20mm	3.15625	0.625
8603LBF 25MM	1.5000	25mm	3.15625	0.625
8603LBF 32MM	1.5000	32mm	3.15625	0.625

Continued on next page

# TOOL HOLDER BUSHING **LBF STYLE** (continued)

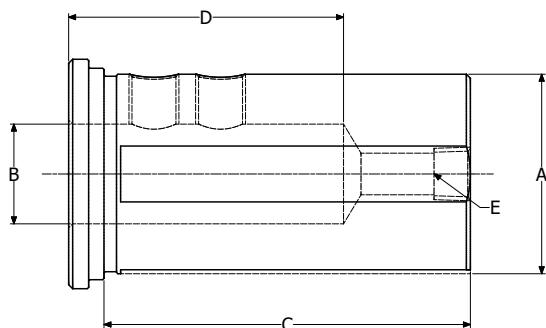


ITEM NUMBER	OUTSIDE DIA. (A)	INTERNAL DIA. (B)	LENGTH UNDER HEAD (C)	HEAD THICKNESS (D)
8603LBFM .375	40mm	0.3750	3.15625	0.625
8603LBFM .500	40mm	0.5000	3.15625	0.625
8603LBFM .625	40mm	0.6250	3.15625	0.625
8603LBFM .750	40mm	0.7500	3.15625	0.625
8603LBFM .875	40mm	0.8750	3.15625	0.625
8603LBFM 1.000	40mm	1.0000	3.15625	0.625
8603LBFM 1.250	40mm	1.2500	3.15625	0.625
8603LBFM 10MM	40mm	10mm	3.15625	0.625
8603LBFM 12MM	40mm	12mm	3.15625	0.625
8603LBFM 16MM	40mm	16mm	3.15625	0.625
8603LBFM 20MM	40mm	20mm	3.15625	0.625
8603LBFM 25MM	40mm	25mm	3.15625	0.625
8603LBFM 32MM	40mm	32mm	3.15625	0.625
8605LBF .500	2.0000	0.5000	3.750	0.750
8605LBF .625	2.0000	0.6250	3.750	0.750
8605LBF .750	2.0000	0.7500	3.750	0.750
8605LBF .875	2.0000	0.8750	3.750	0.750
8605LBF 1.000	2.0000	1.0000	3.750	0.750
8605LBF 1.250	2.0000	1.2500	3.750	0.750
8605LBF 1.500	2.0000	1.5000	3.750	0.750
8605LBF 1.750	2.0000	1.7500	3.750	0.750
8605LBF 12MM	2.0000	12mm	3.750	0.750
8605LBF 16MM	2.0000	16mm	3.750	0.750
8605LBF 20MM	2.0000	20mm	3.750	0.750
8605LBF 25MM	2.0000	25mm	3.750	0.750
8605LBF 32MM	2.0000	32mm	3.750	0.750
8605LBF 40MM	2.0000	40mm	3.750	0.750
8605LBF 45MM	2.0000	45mm	3.750	0.750
8605LBFM .500	50mm	0.5000	3.750	0.750
8605LBFM .625	50mm	0.6250	3.750	0.750
8605LBFM .750	50mm	0.7500	3.750	0.750
8605LBFM .875	50mm	0.8750	3.750	0.750
8605LBFM 1.000	50mm	1.0000	3.750	0.750
8605LBFM 1.250	50mm	1.2500	3.750	0.750
8605LBFM 1.500	50mm	1.5000	3.750	0.750
8605LBFM 1.750	50mm	1.7500	3.750	0.750
8605LBFM 12MM	50mm	12mm	3.750	0.750
8605LBFM 16MM	50mm	16mm	3.750	0.750
8605LBFM 20MM	50mm	20mm	3.750	0.750
8605LBFM 25MM	50mm	25mm	3.750	0.750
8605LBFM 32MM	50mm	32mm	3.750	0.750
8605LBFM 40MM	50mm	40mm	3.750	0.750
8605LBFM 45MM	50mm	45mm	3.750	0.750

# TOOL HOLDER BUSHING NPT STYLE

Our type NPT Tool Holder Bushings are designed with a threaded hole in the back to allow for internal coolant applications. They feature two flats on the O.D. for flexibility when clamping onto the holder. They are used to adapt a wide variety of boring bars, drills, reamers and shank type tools.

- Hardened and precision ground concentric
- Black Oxide Coating
- Made in the USA



ITEM NUMBER	OUTSIDE DIA. (A)	INTERNAL DIA. (B)	LENGTH UNDER HEAD (C)	NPT LENGTH (D)	NPT TYPE (E)
8611NPT .375	1.0000	0.3750	2.750	2.0625	1/8-27 NPT
8611NPT .500	1.0000	0.5000	2.750	2.0625	1/8-27 NPT
8611NPT .625	1.0000	0.6250	2.750	2.0625	1/8-27 NPT
8611NPT .750	1.0000	0.7500	2.750	2.0625	1/8-27 NPT
8611NPT 10MM	1.0000	10mm	2.750	2.0625	1/8-27 NPT
8611NPT 12MM	1.0000	12mm	2.750	2.0625	1/8-27 NPT
8611NPT 16MM	1.0000	16mm	2.750	2.0625	1/8-27 NPT
8611NPT 20MM	1.0000	20mm	2.750	2.0625	1/8-27 NPT
8611NPTM .375	25mm	0.3750	2.750	2.0625	1/8-27 NPT
8611NPTM .500	25mm	0.5000	2.750	2.0625	1/8-27 NPT
8611NPTM .625	25mm	0.6250	2.750	2.0625	1/8-27 NPT
8611NPTM .750	25mm	0.7500	2.750	2.0625	1/8-27 NPT
8611NPTM 10MM	25mm	10mm	2.750	2.0625	1/8-27 NPT
8611NPTM 12MM	25mm	12mm	2.750	2.0625	1/8-27 NPT
8611NPTM 16MM	25mm	16mm	2.750	2.0625	1/8-27 NPT
8611NPTM 20MM	25mm	20mm	2.750	2.0625	1/8-27 NPT
8612NPT .375	1.2500	0.3750	2.375	2.0625	1/8-27 NPT
8612NPT .500	1.2500	0.5000	2.375	2.0625	1/8-27 NPT
8612NPT .625	1.2500	0.6250	2.375	2.0625	1/8-27 NPT
8612NPT .750	1.2500	0.7500	2.375	2.0625	1/8-27 NPT
8612NPT .875	1.2500	0.8750	2.375	2.0625	1/8-27 NPT
8612NPT 1.000	1.2500	1.0000	2.375	2.0625	1/8-27 NPT
8612NPT 10MM	1.2500	10mm	2.375	2.0625	1/8-27 NPT
8612NPT 12MM	1.2500	12mm	2.375	2.0625	1/8-27 NPT
8612NPT 16MM	1.2500	16mm	2.375	2.0625	1/8-27 NPT
8612NPT 20MM	1.2500	20mm	2.375	2.0625	1/8-27 NPT
8612NPT 25MM	1.2500	25mm	2.375	2.0625	1/8-27 NPT
8612NPTM .375	32mm	0.3750	2.375	2.0625	1/8-27 NPT
8612NPTM .500	32mm	0.5000	2.375	2.0625	1/8-27 NPT
8612NPTM .625	32mm	0.6250	2.375	2.0625	1/8-27 NPT
8612NPTM .750	32mm	0.7500	2.375	2.0625	1/8-27 NPT
8612NPTM .875	32mm	0.8750	2.375	2.0625	1/8-27 NPT
8612NPTM 1.000	32mm	1.0000	2.375	2.0625	1/8-27 NPT
8612NPTM 10MM	32mm	10mm	2.375	2.0625	1/8-27 NPT

Continued on next page

# TOOL HOLDER BUSHING NPT STYLE (continued)



ITEM NUMBER	OUTSIDE DIA. (A)	INTERNAL DIA. (B)	LENGTH UNDER HEAD (C)	NPT LENGTH (D)	NPT TYPE (E)
8612NPTM 12MM	32mm	12mm	2.375	2.0625	1/8-27 NPT
8612NPTM 16MM	32mm	16mm	2.375	2.0625	1/8-27 NPT
8612NPTM 20MM	32mm	20mm	2.375	2.0625	1/8-27 NPT
8612NPTM 25MM	32mm	25mm	2.375	2.0625	1/8-27 NPT
8613NPT .375	1.5000	0.3750	2.750	2.0625	1/8-27 NPT
8613NPT .500	1.5000	0.5000	2.750	2.0625	1/8-27 NPT
8613NPT .625	1.5000	0.6250	2.750	2.0625	1/8-27 NPT
8613NPT .750	1.5000	0.7500	2.750	2.0625	1/8-27 NPT
8613NPT .875	1.5000	0.8750	2.750	2.0625	1/8-27 NPT
8613NPT 1.000	1.5000	1.0000	2.750	2.0625	1/8-27 NPT
8613NPT 1.250	1.5000	1.2500	2.750	2.0625	1/8-27 NPT
8613NPT 12MM	1.5000	12mm	2.750	2.0625	1/8-27 NPT
8613NPT 16MM	1.5000	16mm	2.750	2.0625	1/8-27 NPT
8613NPT 20MM	1.5000	20mm	2.750	2.0625	1/8-27 NPT
8613NPT 25MM	1.5000	25mm	2.750	2.0625	1/8-27 NPT
8613NPT 32MM	1.5000	32mm	2.750	2.0625	1/8-27 NPT
8613NPTM .375	40mm	0.3750	2.750	2.0625	1/8-27 NPT
8613NPTM .500	40mm	0.5000	2.750	2.0625	1/8-27 NPT
8613NPTM .625	40mm	0.6250	2.750	2.0625	1/8-27 NPT
8613NPTM .750	40mm	0.7500	2.750	2.0625	1/8-27 NPT
8613NPTM .875	40mm	0.8750	2.750	2.0625	1/8-27 NPT
8613NPTM 1.000	40mm	1.0000	2.750	2.0625	1/8-27 NPT
8613NPTM 1.250	40mm	1.2500	2.750	2.0625	1/8-27 NPT
8613NPTM 12MM	40mm	12mm	2.750	2.0625	1/8-27 NPT
8613NPTM 16MM	40mm	16mm	2.750	2.0625	1/8-27 NPT
8613NPTM 20MM	40mm	20mm	2.750	2.0625	1/8-27 NPT
8613NPTM 25MM	40mm	25mm	2.750	2.0625	1/8-27 NPT
8613NPTM 32MM	40mm	32mm	2.750	2.0625	1/8-27 NPT
8614NPT .500	1.7500	0.5000	3.000	2.0625	1/8-27 NPT
8614NPT .625	1.7500	0.6250	3.000	2.0625	1/8-27 NPT
8614NPT .750	1.7500	0.7500	3.000	2.0625	1/8-27 NPT
8614NPT .875	1.7500	0.8750	3.000	2.0625	1/8-27 NPT
8614NPT 1.000	1.7500	1.0000	3.000	2.0625	1/8-27 NPT
8614NPT 1.250	1.7500	1.2500	3.000	2.0625	1/8-27 NPT
8614NPT 12MM	1.7500	12mm	3.000	2.0625	1/8-27 NPT
8614NPT 16MM	1.7500	16mm	3.000	2.0625	1/8-27 NPT
8614NPT 20MM	1.7500	20mm	3.000	2.0625	1/8-27 NPT
8614NPT 25MM	1.7500	25mm	3.000	2.0625	1/8-27 NPT
8614NPT 32MM	1.7500	32mm	3.000	2.0625	1/8-27 NPT
8614NPTM .500	45mm	0.5000	3.000	2.0625	1/8-27 NPT
8614NPTM .625	45mm	0.6250	3.000	2.0625	1/8-27 NPT
8614NPTM .750	45mm	0.7500	3.000	2.0625	1/8-27 NPT
8614NPTM .875	45mm	0.8750	3.000	2.0625	1/8-27 NPT
8614NPTM 1.000	45mm	1.0000	3.000	2.0625	1/8-27 NPT
8614NPTM 1.250	45mm	1.2500	3.000	2.0625	1/8-27 NPT
8614NPTM 12MM	45mm	12mm	3.000	2.0625	1/8-27 NPT
8614NPTM 16MM	45mm	16mm	3.000	2.0625	1/8-27 NPT
8614NPTM 20MM	45mm	20mm	3.000	2.0625	1/8-27 NPT

Continued on next page

# TOOL HOLDER BUSHING NPT STYLE (continued)

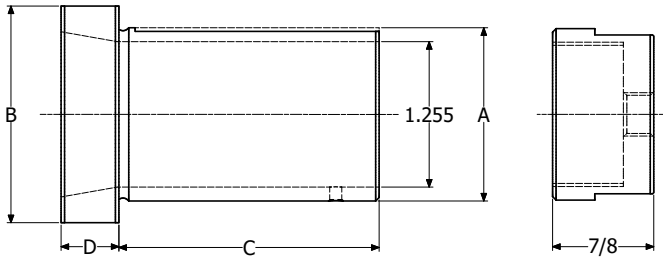


ITEM NUMBER	OUTSIDE DIA. (A)	INTERNAL DIA. (B)	LENGTH UNDER HEAD (C)	NPT LENGTH (D)	NPT TYPE (E)
8614NPTM 25MM	45mm	25mm	3.000	2.0625	1/8-27 NPT
8614NPTM 32MM	45mm	32mm	3.000	2.0625	1/8-27 NPT
8615NPT .500	2.0000	0.5000	3.500	2.0625	1/4-27 NPT
8615NPT .625	2.0000	0.6250	3.500	2.0625	1/4-27 NPT
8615NPT .750	2.0000	0.7500	3.500	2.0625	1/4-27 NPT
8615NPT .875	2.0000	0.8750	3.500	2.0625	1/4-27 NPT
8615NPT 1.000	2.0000	1.0000	3.500	2.0625	1/4-27 NPT
8615NPT 1.250	2.0000	1.2500	3.500	2.0625	1/4-27 NPT
8615NPT 1.500	2.0000	1.5000	3.500	2.0625	1/4-27 NPT
8615NPT 12MM	2.0000	12mm	3.500	2.0625	1/4-27 NPT
8615NPT 16MM	2.0000	16mm	3.500	2.0625	1/4-27 NPT
8615NPT 20MM	2.0000	20mm	3.500	2.0625	1/4-27 NPT
8615NPT 25MM	2.0000	25mm	3.500	2.0625	1/4-27 NPT
8615NPT 32MM	2.0000	32mm	3.500	2.0625	1/4-27 NPT
8615NPTM .500	50mm	0.5000	3.500	2.0625	1/4-27 NPT
8615NPTM .625	50mm	0.6250	3.500	2.0625	1/4-27 NPT
8615NPTM .750	50mm	0.7500	3.500	2.0625	1/4-27 NPT
8615NPTM .875	50mm	0.8750	3.500	2.0625	1/4-27 NPT
8615NPTM 1.000	50mm	1.0000	3.500	2.0625	1/4-27 NPT
8615NPTM 1.250	50mm	1.2500	3.500	2.0625	1/4-27 NPT
8615NPTM 1.500	50mm	1.5000	3.500	2.0625	1/4-27 NPT
8615NPTM 12MM	50mm	12mm	3.500	2.0625	1/4-27 NPT
8615NPTM 16MM	50mm	16mm	3.500	2.0625	1/4-27 NPT
8615NPTM 20MM	50mm	20mm	3.500	2.0625	1/4-27 NPT
8615NPTM 25MM	50mm	25mm	3.500	2.0625	1/4-27 NPT
8615NPTM 32MM	50mm	32mm	3.500	2.0625	1/4-27 NPT
8616NPT .750	2.5000	0.7500	4.000	2.750	1/4-27 NPT
8616NPT .875	2.5000	0.8750	4.000	2.750	1/4-27 NPT
8616NPT 1.000	2.5000	1.0000	4.000	2.750	1/4-27 NPT
8616NPT 1.250	2.5000	1.2500	4.000	2.750	1/4-27 NPT
8616NPT 1.500	2.5000	1.5000	4.000	2.750	1/4-27 NPT
8616NPT 1.750	2.5000	1.7500	4.000	2.750	1/4-27 NPT
8616NPT 20MM	2.5000	20mm	4.000	2.750	1/4-27 NPT
8616NPT 25MM	2.5000	25mm	4.000	2.750	1/4-27 NPT
8616NPT 32MM	2.5000	32mm	4.000	2.750	1/4-27 NPT
8616NPT 40MM	2.5000	40mm	4.000	2.750	1/4-27 NPT
8616NPTM .750	65mm	0.7500	4.000	2.750	1/4-27 NPT
8616NPTM .875	65mm	0.8750	4.000	2.750	1/4-27 NPT
8616NPTM 1.000	65MM	1.0000	4.000	2.750	1/4-27 NPT
8616NPTM 1.250	65MM	1.2500	4.000	2.750	1/4-27 NPT
8616NPTM 1.500	65MM	1.5000	4.000	2.750	1/4-27 NPT
8616NPTM 1.750	65MM	1.7500	4.000	2.750	1/4-27 NPT
8616NPTM 20MM	65MM	20MM	4.000	2.750	1/4-27 NPT
8616NPTM 25MM	65MM	25MM	4.000	2.750	1/4-27 NPT
8616NPTM 32MM	65MM	32MM	4.000	2.750	1/4-27 NPT
8616NPTM 40MM	65MM	40MM	4.000	2.750	1/4-27 NPT

# TOOL HOLDER BUSHING 5C STYLE

Our type 5C Collet Holder Bushings are designed to add flexibility, versatility, and reduce set-up time. Included with the 5C holder is a back locking nut to hold the 5C collet in place. They are used to adapt a wide variety of drills, reamers, counter bores, and end mills.

- Hardened and precision ground concentric
- Black Oxide Coating
- Made in the USA



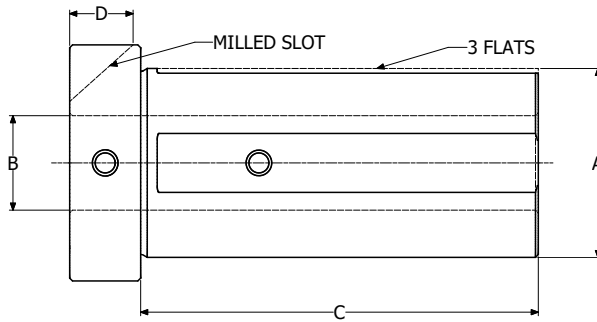
ITEM NUMBER	OUTSIDE DIA. (A)	HEAD DIA. (B)	LENGTH UNDER HEAD (C)	HEAD THICKNESS (D)	NUT SIZE
885C 1.500	1.5000	2.000	2.250	0.500	1.4843
885C 1.750	1.7500	2.250	2.250	0.500	1.6875
885C 2.000	2.0000	2.500	2.250	0.500	1.9375
885C 2.500	2.5000	3.000	2.250	0.500	2.4375



# TOOL HOLDER BUSHING P STYLE

Our type P Tool Holder Bushings are designed with a milled slot in the head for coolant clearance and two flats on the O.D. Due to the type P's solid construction, it works well in coolant through applications. They are used to adapt a wide variety of boring bars, drills, reamers and shank type tools. For Mazak Integrex 50Y machines.

- Hardened and precision ground concentric
- Black Oxide Coating
- Made in the USA

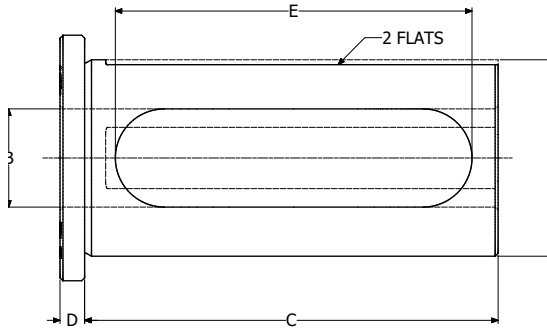


ITEM NUMBER	OUTSIDE DIA. (A)	INTERNAL DIA. (B)	LENGTH UNDER HEAD (C)	SLOT THICKNESS (D)
8670P .250	2.0000	0.2500	4.203	0.750
8670P .312	2.0000	0.3125	4.203	0.750
8670P .375	2.0000	0.3750	4.203	0.750
8670P .500	2.0000	0.5000	4.203	0.750
8670P .625	2.0000	0.6250	4.203	0.750
8670P .750	2.0000	0.7500	4.203	0.750
8670P 1.000	2.0000	1.0000	4.203	0.750
8670P 1.250	2.0000	1.2500	4.203	0.750
8670P 1.500	2.0000	1.5000	4.203	0.750
8670P 8MM	2.0000	8mm	4.203	0.750
8670P 10MM	2.0000	10mm	4.203	0.750
8670P 12MM	2.0000	12mm	4.203	0.750
8670P 16MM	2.0000	16mm	4.203	0.750
8670P 20MM	2.0000	20mm	4.203	0.750
8670P 25MM	2.0000	25mm	4.203	0.750
8670P 32MM	2.0000	32mm	4.203	0.750
8670P 40MM	2.0000	40mm	4.203	0.750
8670PM .250	50mm	0.2500	4.203	0.750
8670PM .312	50mm	0.3125	4.203	0.750
8670PM .375	50mm	0.3750	4.203	0.750
8670PM .500	50mm	0.5000	4.203	0.750
8670PM .625	50mm	0.6250	4.203	0.750
8670PM .750	50mm	0.7500	4.203	0.750
8670PM 1.000	50mm	1.0000	4.203	0.750
8670PM 1.250	50mm	1.2500	4.203	0.750
8670PM 1.500	50mm	1.5000	4.203	0.750
8670PM 8MM	50mm	8mm	4.203	0.750
8670PM 10MM	50mm	10mm	4.203	0.750
8670PM 12MM	50mm	12mm	4.203	0.750
8670PM 16MM	50mm	16mm	4.203	0.750
8670PM 20MM	50mm	20mm	4.203	0.750
8670PM 25MM	50mm	25mm	4.203	0.750
8670PM 32MM	50mm	32mm	4.203	0.750
8670PM 40MM	50mm	40mm	4.203	0.750

# TOOL HOLDER BUSHING Q STYLE

Our type Q Tool Holder Bushings are designed with an elongated slot, Flat shoulder head, and two flats on the O.D. Allowing it to clamp onto the two flats or directly onto the tool. They are used to adapt a wide variety of boring bars, drills, reamers and shank type tools. For Mazak Integrex 50Y machines.

- Hardened and precision ground concentric
- Black Oxide Coating
- Made in the USA

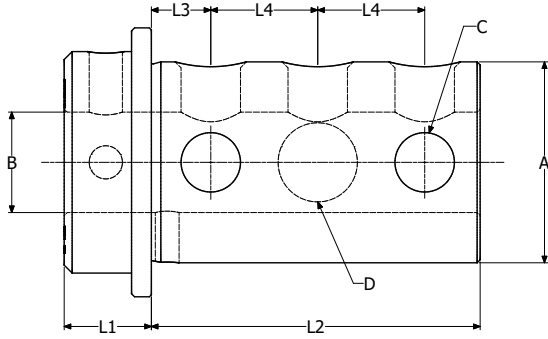


ITEM NUMBER	OUTSIDE DIA. (A)	INTERNAL DIA. (B)	LENGTH UNDER HEAD (C)	HEAD THICKNESS (D)	LENGTH OF SLOT (E)
8670Q .500	2.0000	0.5000	4.203	0.250	3.625
8670Q .625	2.0000	0.6250	4.203	0.250	3.625
8670Q .750	2.0000	0.7500	4.203	0.250	3.625
8670Q 1.000	2.0000	1.0000	4.203	0.250	3.625
8670Q 1.250	2.0000	1.2500	4.203	0.250	3.625
8670Q 1.500	2.0000	1.5000	4.203	0.250	3.625
8670Q 12MM	2.0000	12mm	4.203	0.250	3.625
8670Q 16MM	2.0000	16mm	4.203	0.250	3.625
8670Q 20MM	2.0000	20mm	4.203	0.250	3.625
8670Q 25MM	2.0000	25mm	4.203	0.250	3.625
8670Q 32MM	2.0000	32mm	4.203	0.250	3.625
8670Q 40MM	2.0000	40mm	4.203	0.250	3.625
8670QM .500	50mm	0.5000	4.203	0.250	3.625
8670QM .625	50mm	0.6250	4.203	0.250	3.625
8670QM .750	50mm	0.7500	4.203	0.250	3.625
8670QM 1.000	50mm	1.0000	4.203	0.250	3.625
8670QM 1.250	50mm	1.2500	4.203	0.250	3.625
8670QM 1.500	50mm	1.5000	4.203	0.250	3.625
8670QM 12MM	50mm	12mm	4.203	0.250	3.625
8670QM 16MM	50mm	16mm	4.203	0.250	3.625
8670QM 20MM	50mm	20mm	4.203	0.250	3.625
8670QM 25MM	50mm	25mm	4.203	0.250	3.625
8670QM 32MM	50mm	32mm	4.203	0.250	3.625
8670QM 40MM	50mm	40mm	4.203	0.250	3.625

# TOOL HOLDER BUSHING QTN STYLE

Our type QTN Tool Holder Bushing is designed to fit your Mazak QTN machine. The 8-hole design allows for precise alignment of the holes with the set screws from the tool block. The added set screws in the head allow for increased rigidity. They are used to adapt a wide variety of boring bars, drills, reamers and shank type tools.

- Hardened and precision ground concentric
- Black Oxide Coating
- Made in the USA

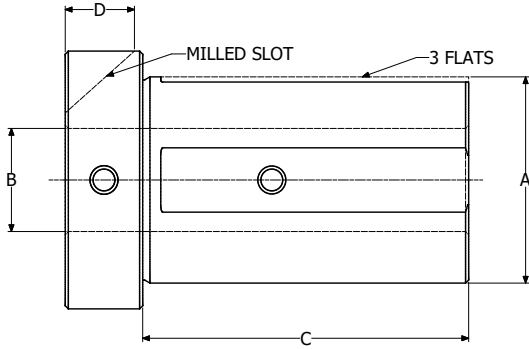


ITEM NUMBER	OUTSIDE DIA. (A)	INTERNAL DIA. (B)	L1	L2	L3	L4	ØC	ØD
8615MZ8H .500	2.0000	0.5000	22	83	15	27	15	20
8615MZ8H .625	2.0000	0.6250	22	83	15	27	15	20
8615MZ8H .750	2.0000	0.7500	22	83	15	27	15	20
8615MZ8H .875	2.0000	0.8750	22	83	15	27	15	20
8615MZ8H 1.0	2.0000	1.0000	22	83	15	27	15	20
8615MZ8H 1.250	2.0000	1.2500	22	83	15	27	15	20
8615MZ8H 1.500	2.0000	1.5000	22	83	15	27	15	20
8615MZ8H 1.750	2.0000	1.7500	22	83	15	27	15	20

# TOOL HOLDER BUSHING V STYLE

Our type V Tool Holder Bushings are designed with a milled slot in the head for coolant clearance and two flats on the O.D. Due to the type V's solid construction it works well in coolant through applications. They are used to adapt a wide variety of boring bars, drills, reamers and shank type tools. For Mazak Integrex 70Y machines.

- Hardened and precision ground concentric
- Black Oxide Coating
- Made in the USA

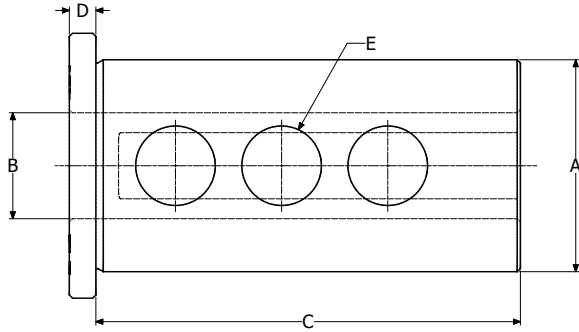


ITEM NUMBER	OUTSIDE DIA. (A)	INTERNAL DIA. (B)	LENGTH UNDER HEAD (C)	SLOT THICKNESS (D)
8670V .250	2.0000	0.2500	3.156	0.750
8670V .312	2.0000	0.3125	3.156	0.750
8670V .375	2.0000	0.3750	3.156	0.750
8670V .500	2.0000	0.5000	3.156	0.750
8670V .625	2.0000	0.6250	3.156	0.750
8670V .750	2.0000	0.7500	3.156	0.750
8670V 1.000	2.0000	1.0000	3.156	0.750
8670V 1.250	2.0000	1.2500	3.156	0.750
8670V 1.500	2.0000	1.5000	3.156	0.750
8670V 8MM	2.0000	8mm	3.156	0.750
8670V 10MM	2.0000	10mm	3.156	0.750
8670V 12MM	2.0000	12mm	3.156	0.750
8670V 16MM	2.0000	16mm	3.156	0.750
8670V 20MM	2.0000	20mm	3.156	0.750
8670V 25MM	2.0000	25mm	3.156	0.750
8670V 32MM	2.0000	32mm	3.156	0.750
8670V 40MM	2.0000	40mm	3.156	0.750
8670VM .250	50mm	0.2500	3.156	0.750
8670VM .312	50mm	0.3125	3.156	0.750
8670VM .375	50mm	0.3750	3.156	0.750
8670VM .500	50mm	0.5000	3.156	0.750
8670VM .625	50mm	0.6250	3.156	0.750
8670VM .750	50mm	0.7500	3.156	0.750
8670VM 1.000	50mm	1.0000	3.156	0.750
8670VM 1.250	50mm	1.2500	3.156	0.750
8670VM 1.500	50mm	1.5000	3.156	0.750
8670VM 8MM	50mm	8mm	3.156	0.750
8670VM 10MM	50mm	10mm	3.156	0.750
8670VM 12MM	50mm	12mm	3.156	0.750
8670VM 16MM	50mm	16mm	3.156	0.750
8670VM 20MM	50mm	20mm	3.156	0.750
8670VM 25MM	50mm	25mm	3.156	0.750
8670VM 32MM	50mm	32mm	3.156	0.750
8670VM 40MM	50mm	40mm	3.156	0.750

# TOOL HOLDER BUSHING W STYLE

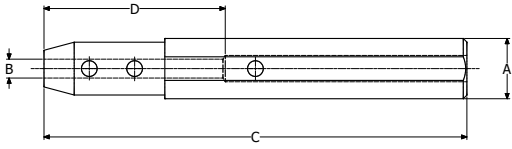
Our type W Tool Holder Bushings are designed with 3 holes allowing for positive alignment with the set screws from the tool block. They are used to adapt a wide variety of boring bars, drills, reamers and shank type tools. For Mazak Integrex 70Y machines..

- Hardened and precision ground concentric
- Black Oxide Coating
- Made in the USA

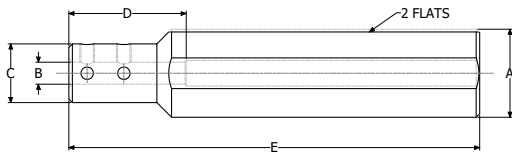


ITEM NUMBER	OUTSIDE DIA. (A)	HEAD DIA. (B)	LENGTH UNDER HEAD (C)	HEAD THICKNESS (D)	HOLE SIZE (E)
8670W .500	2.0000	0.5000	4.000	4.000	0.750
8670W .625	2.0000	0.6250	4.000	0.2500	0.750
8670W .750	2.0000	0.7500	4.000	0.2500	0.750
8670W 1.000	2.0000	1.0000	4.000	0.2500	0.750
8670W 1.250	2.0000	1.2500	4.000	0.2500	0.750
8670W 1.500	2.0000	1.5000	4.000	0.2500	0.750
8670W 12MM	2.0000	12mm	4.000	0.2500	0.750
8670W 16MM	2.0000	16mm	4.000	0.2500	0.750
8670W 20MM	2.0000	20mm	4.000	0.2500	0.750
8670W 25MM	2.0000	25mm	4.000	0.2500	0.750
8670W 32MM	2.0000	32mm	4.000	0.2500	0.750
8670W 40MM	2.0000	40mm	4.000	0.2500	0.750
8670WM .500	50mm	0.5000	4.000	0.2500	0.750
8670WM .625	50mm	0.6250	4.000	0.2500	0.750
8670WM .750	50mm	0.7500	4.000	0.2500	0.750
8670WM 1.000	50mm	1.0000	4.000	0.2500	0.750
8670WM 1.250	50mm	1.2500	4.000	0.2500	0.750
8670WM 1.500	50mm	1.5000	4.000	0.2500	0.750
8670WM 12MM	50mm	12mm	4.000	0.2500	0.750
8670WM 16MM	50mm	16mm	4.000	0.2500	0.750
8670WM 20MM	50mm	20mm	4.000	0.2500	0.750
8670WM 25MM	50mm	25mm	4.000	0.2500	0.750
8670WM 32MM	50mm	32mm	4.000	0.2500	0.750
8670WM 40MM	50mm	40mm	4.000	0.2500	0.750

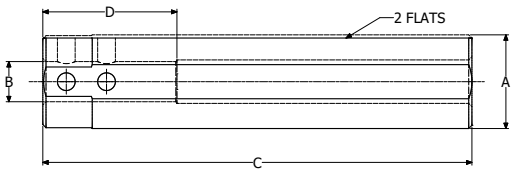
# BORING BAR SLEEVES



**SMALL STYLE** .....pg 78



**NECK DOWN STYLE** .....pg 79

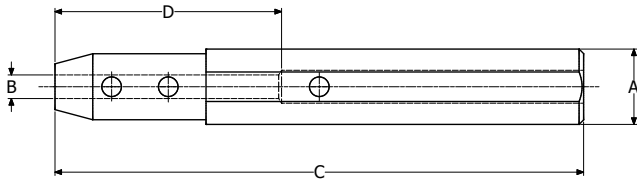


**REGULAR STYLE** .....pg 80

## BORING BAR SLEEVES **SMALL STYLE**

Our Small Boring Bar Sleeves are designed to universally adapt all boring bar or shank type tools to any CNC turning machine or machining center as extensions for hard-to-reach areas. They feature four set screws for increased rigidity.

- Hardened and precision ground concentric
- Black Oxide Coating
- Made in the USA

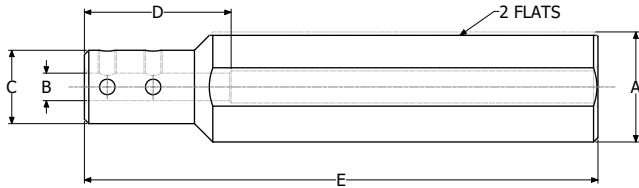


ITEM NUMBER	OUTSIDE DIA. (A)	INTERNAL DIA. (B)	OVERALL LENGTH (C)	LENGTH (D)
S8801	0.3750	0.0937	2.250	1.250
S8803	0.3750	0.1250	3.250	1.250
S8805	0.5000	0.1562	3.500	1.500
S8807	0.5000	0.1875	3.500	1.500
S8809	0.6250	0.2500	4.250	1.750

## BORING BAR SLEEVES **NECK DOWN STYLE**

Our Neck Down Style Boring Bar Sleeves are designed with a reduced neck for better reach in tight applications. They are used universally to adapt all boring bar or shank type tools to any CNC turning machine or machining center as extensions. They feature four set screws for increased rigidity.

- Hardened and precision ground concentric
- Black Oxide Coating
- Made in the USA



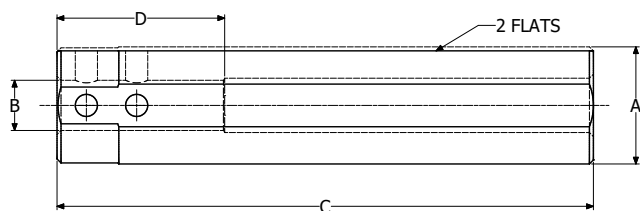
ITEM NUMBER	OUTSIDE DIA. (A)	INTERNAL DIA. (B)	NOSE DIA. (C)	LENGTH (D)	OVERALL LENGTH (E)
8822 .375	1.5000	0.3750	1.000	2.000	7.000
8822 10mm	1.5000	10mm	1.000	2.000	7.000
8822M .375	40mm	0.3750	1.000	2.000	7.000
8822M 10mm	40mm	10mm	1.000	2.000	7.000
8823 .500	1.5000	0.5000	1.250	2.250	7.000
8823 12mm	1.5000	12mm	1.250	2.250	7.000
8823M .500	40mm	0.5000	1.250	2.250	7.000
8823M 12mm	40mm	12mm	1.250	2.250	7.000
8824 .625	1.5000	0.6250	1.375	2.250	7.000
8824 16mm	1.5000	16mm	1.375	2.250	7.000
8824M .625	40mm	0.6250	1.375	2.250	7.000
8824M 16mm	40mm	16mm	1.375	2.250	7.000
8825 .750	1.5000	0.7500	1.375	2.500	7.000
8825 20mm	1.5000	20mm	1.375	2.500	7.000
8825M .750	40mm	0.7500	1.375	2.500	7.000
8825M 20mm	40mm	20mm	1.375	2.500	7.000
8826 .875	1.5000	0.8750	1.470	3.000	8.000
8826 22mm	1.5000	22mm	1.470	3.000	8.000
8826M .875	40mm	0.8750	1.470	3.000	8.000
8826M 22mm	40mm	22mm	1.470	3.000	8.000
8827 1.000	1.5000	1.0000	1.470	4.000	8.000
8827 25mm	1.5000	25mm	1.470	4.000	8.000
8827M 1.000	40mm	1.0000	1.470	4.000	8.000
8827M 25mm	40mm	25mm	1.470	4.000	8.000



## BORING BAR SLEEVES **REGULAR STYLE**

Our Boring Bar Sleeves are designed to universally adapt all boring bar or shank type tools to any CNC turning machine or machining center as extensions for hard-to-reach areas. They feature four set screws for increased rigidity.

- Hardened and precision ground concentric
- Black Oxide Coating
- Made in the USA



ITEM NUMBER	OUTSIDE DIA. (A)	INTERNAL DIA. (B)	OVERALL LENGTH (C)	LENGTH (D)
8815 .250	0.7500	0.2500	5.0000	1.5000
8815 6mm	0.7500	6mm	5.0000	1.5000
8815M .250	20mm	0.2500	5.0000	1.5000
8815M 6mm	20mm	6mm	5.0000	1.5000
8816 .312	0.7500	0.3125	5.0000	1.5000
8816 8mm	0.7500	8mm	5.0000	1.5000
8816M .312	20mm	0.3125	5.0000	1.5000
8816M 8mm	20mm	8mm	5.0000	1.5000
8817 .375	0.7500	0.3750	5.0000	1.5000
8817 10mm	0.7500	10mm	5.0000	1.5000
8817M .375	20mm	0.3750	5.0000	1.5000
8817M 10mm	20mm	10mm	5.0000	1.5000
8818 .500	0.7500	0.5000	5.0000	1.5000
8818 12mm	0.7500	12mm	5.0000	1.5000
8818M .500	20mm	0.5000	5.0000	1.5000
8818M 12mm	20mm	12mm	5.0000	1.5000
8811M .250	22mm	0.2500	5.0000	1.5000
8811M .312	22mm	0.3125	5.0000	1.5000
8811M .375	22mm	0.3750	5.0000	1.5000
8811M .500	22mm	0.5000	5.0000	1.5000
8811M .625	22mm	0.6250	5.0000	1.5000
8811M 6MM	22mm	6mm	5.0000	1.5000
8811M 8MM	22mm	8mm	5.0000	1.5000
8811M 10MM	22mm	10mm	5.0000	1.5000
8811M 12MM	22mm	12mm	5.0000	1.5000
8811M 16MM	22mm	16mm	5.0000	1.5000
8819 .312	1.0000	0.3125	6.0000	1.7500
8819 8mm	1.0000	8mm	6.0000	1.7500
8819M .312	25mm	0.3125	6.0000	1.7500
8819M 8mm	25mm	8mm	6.0000	1.7500
8820 .375	1.0000	0.3750	6.0000	1.7500
8820 10mm	1.0000	10mm	6.0000	1.7500
8820M .375	25mm	0.3750	6.0000	1.7500
8820M 10mm	25mm	10mm	6.0000	1.7500

Continued on next page

# BORING BAR SLEEVES **REGULAR STYLE** (continued)



ITEM NUMBER	OUTSIDE DIA. (A)	INTERNAL DIA. (B)	OVERALL LENGTH (C)	LENGTH (D)
8821 .500	1.0000	0.5000	6.0000	2.0000
8821 12mm	1.0000	12MM	6.0000	2.0000
8821M .500	25MM	0.5000	6.0000	2.0000
8821M 12mm	25MM	12MM	6.0000	2.0000
88125 .375	1.2500	0.3750	6.5000	1.5000
88125 10mm	1.2500	10MM	6.5000	1.5000
88125M .375	32MM	0.3750	6.5000	1.5000
88125M 10mm	32MM	10MM	6.5000	1.5000
88126 .500	1.2500	0.5000	6.5000	2.2500
88126 12mm	1.2500	12MM	6.5000	2.2500
88126M .500	32MM	0.5000	6.5000	2.2500
88126M 12mm	32MM	12MM	6.5000	2.2500
88127 .625	1.2500	0.6250	6.5000	2.5000
88127 16mm	1.2500	16MM	6.5000	2.5000
88127M .625	32MM	0.6250	6.5000	2.5000
88127M 16mm	32MM	16MM	6.5000	2.5000
88128 .750	1.2500	0.7500	6.5000	3.0000
88128 20mm	1.2500	20MM	6.5000	3.0000
88128M .750	32MM	0.7500	6.5000	3.0000
88128M 20mm	32MM	20MM	6.5000	3.0000
88129 .875	1.2500	0.8750	6.5000	4.0000
88129 22mm	1.2500	22MM	6.5000	4.0000
88129M .875	32MM	0.8750	6.5000	4.0000
88129M 22mm	32MM	22MM	6.5000	4.0000
88130 1.000	1.2500	1.0000	6.5000	4.0000
88130 25mm	1.2500	25MM	6.5000	4.0000
88130M 1.000	32MM	1.0000	6.5000	4.0000
88130M 25mm	32MM	25MM	6.5000	4.0000
8828 .500	1.7500	0.5000	8.0000	2.5000
8828 12mm	1.7500	12MM	8.0000	2.5000
8828M .500	45MM	0.5000	8.0000	2.5000
8828M 12mm	45MM	12MM	8.0000	2.5000
8829 .625	1.7500	0.6250	8.0000	2.5000
8829 16mm	1.7500	16MM	8.0000	2.5000
8829M .625	45MM	0.6250	8.0000	2.5000
8829M 16mm	45MM	16MM	8.0000	2.5000
8830 .750	1.7500	0.7500	8.0000	2.5000
8830 20mm	1.7500	20MM	8.0000	2.5000
8830M .750	45MM	0.7500	8.0000	2.5000
8830M 20mm	45MM	20MM	8.0000	2.5000
8831 .875	1.7500	0.8750	8.0000	2.5000
8831 22mm	1.7500	22MM	8.0000	2.5000
8831M .875	45MM	0.8750	8.0000	2.5000
8831M 22mm	45MM	22MM	8.0000	2.5000
8832 1.000	1.7500	1.0000	8.0000	2.5000
8832 25mm	1.7500	25MM	8.0000	2.5000
8832M 1.000	45MM	1.0000	8.0000	2.5000
8832M 25mm	45MM	25MM	8.0000	2.5000
8834 .625	2.0000	0.6250	9.0000	2.0000
8834 16mm	2.0000	16MM	9.0000	2.0000

Continued on next page

BORING BAR SLEEVES **REGULAR STYLE** (continued)

ITEM NUMBER	OUTSIDE DIA. (A)	INTERNAL DIA. (B)	OVERALL LENGTH (C)	LENGTH (D)
8834M .625	50MM	0.6250	9.0000	2.0000
8834MA 16MM	50MM	16MM	9.0000	2.0000
8835 .750	2.0000	0.7500	9.0000	2.7500
8835 20mm	2.0000	20MM	9.0000	2.7500
8835M .750	50MM	0.7500	9.0000	2.7500
8835M 20mm	50MM	20MM	9.0000	2.7500
8833 .875	2.0000	0.8750	9.0000	2.0000
8833 22mm	2.0000	22MM	9.0000	2.0000
8833M .875	50MM	0.8750	9.0000	2.0000
8833M 22mm	50MM	22MM	9.0000	2.0000
8836 1.000	2.0000	1.0000	9.0000	3.5000
8836 25mm	2.0000	25MM	9.0000	3.5000
8836M 1.000	50MM	1.0000	9.0000	3.5000
8836M 25mm	50MM	25MM	9.0000	3.5000
8837 1.250	2.0000	1.2500	9.0000	3.0000
8837 32mm	2.0000	32MM	9.0000	3.0000
8837M 1.250	50MM	1.2500	9.0000	3.0000
8837M 32mm	50MM	32MM	9.0000	3.0000
8838 .625	2.5000	0.6250	10.0000	3.5000
8838 16mm	2.5000	16MM	10.0000	3.5000
8838M .625	65MM	0.6250	10.0000	3.5000
8838M 16mm	65MM	16MM	10.0000	3.5000
8839 .750	2.5000	0.7500	10.0000	3.5000
8839 20mm	2.5000	20MM	10.0000	3.5000
8839M .750	65MM	0.7500	10.0000	3.5000
8839M 20mm	65MM	20MM	10.0000	3.5000
8840 1.000	2.5000	1.0000	10.0000	4.0000
8840 25mm	2.5000	25MM	10.0000	4.0000
8840M 1.000	65MM	1.0000	10.0000	4.0000
8840M 25mm	65MM	25MM	10.0000	4.0000
8841 1.250	2.5000	1.2500	10.0000	4.0000
8841 32mm	2.5000	32MM	10.0000	4.0000
8841M 1.250	65MM	1.2500	10.0000	4.0000
8841M 32mm	65MM	32MM	10.0000	4.0000
8842 1.500	2.5000	1.5000	10.0000	3.5000
8842 40mm	2.5000	40MM	10.0000	3.5000
8842M 1.500	65MM	1.5000	10.0000	3.5000
8842M 40mm	65MM	40MM	10.0000	3.5000
8845 1.000	3.0000	1.0000	11.5000	4.0000
8845 25mm	3.0000	25MM	11.5000	4.0000
8845M 1.000	80MM	1.0000	11.5000	4.0000
8845M 25mm	80MM	25MM	11.5000	4.0000
8843 1.250	3.0000	1.2500	11.5000	3.5000
8843 32mm	3.0000	32MM	11.5000	3.5000
8843M 1.250	80MM	1.2500	11.5000	3.5000
8843M 32mm	80MM	32MM	11.5000	3.5000
8844 1.500	3.0000	1.5000	11.5000	4.5000
8844 40mm	3.0000	40MM	11.5000	4.5000
8844M 1.500	80MM	1.5000	11.5000	4.5000
8844M 40mm	80MM	40MM	11.5000	4.5000

Continued on next page

# BORING BAR SLEEVES **REGULAR STYLE** (continued)

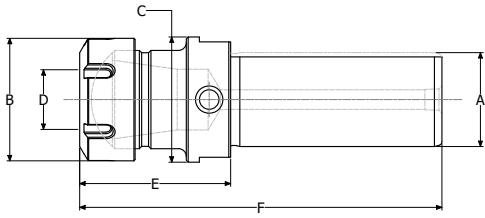


ITEM NUMBER	OUTSIDE DIA. (A)	INTERNAL DIA. (B)	OVERALL LENGTH (C)	LENGTH (D)
8847 1.750	3.0000	1.7500	11.5000	3.7500
8847 45mm	3.0000	45MM	11.5000	3.7500
8847M 1.750	80MM	1.7500	11.5000	3.7500
8847M 45mm	80MM	45MM	11.5000	3.7500
8846 2.0	3.0000	2.0000	11.5000	4.5000
8846 50mm	3.0000	50MM	11.5000	4.5000
8846M 2.0	80MM	2.0000	11.5000	4.5000
8846M 50mm	80MM	50MM	11.5000	4.5000
8850 1.500	4.0000	1.5000	14.0000	3.7500
8850 40mm	4.0000	40MM	14.0000	3.7500
8850M 1.500	100MM	1.5000	14.0000	3.7500
8850M 40mm	100MM	40MM	14.0000	3.7500
8851 1.750	4.0000	1.7500	14.0000	3.7500
8851 45mm	4.0000	45MM	14.0000	3.7500
8851M 1.750	100MM	1.7500	14.0000	3.7500
8851M 45mm	100MM	45MM	14.0000	3.7500
8852 2.0	4.0000	2.0000	14.0000	3.7500
8852 50mm	4.0000	50MM	14.0000	3.7500
8852M 2.0	100MM	2.0000	14.0000	3.7500
8852M 50mm	100MM	50MM	14.0000	3.7500
8853 2.500	4.0000	2.5000	14.0000	4.0000
8853 65mm	4.0000	65MM	14.0000	4.0000
8853M 2.500	100MM	2.5000	14.0000	4.0000
8853M 65mm	100MM	65MM	14.0000	4.0000
8854 3.0	4.0000	3.0000	14.0000	4.0000
8854 80mm	4.0000	80MM	14.0000	4.0000
8854M 3.0	100MM	3.0000	14.0000	4.0000
8854M 80mm	100MM	80MM	14.0000	4.0000

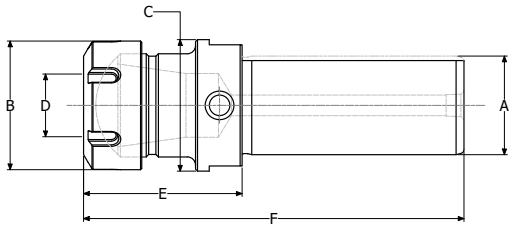
Continued on next page



# STRAIGHT SHANK COLLET CHUCKS



**ER STYLE** ..... pg 86

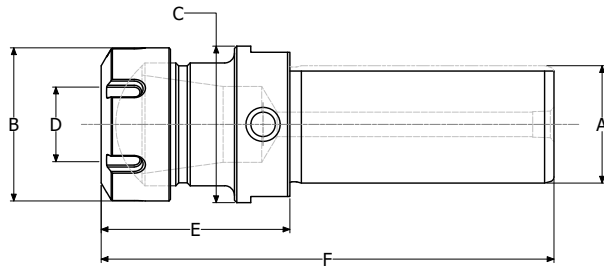


**TG STYLE** ..... pg 87

# Straight Shank Collet Chucks **ER STYLE**

Straight shank ER collet chucks are a versatile and precise method for clamping a variety of round shank tooling, such as drills, taps, reamers, and more. The cylindrical shanks have two flats and will install in any static tool block that has the proper bore size and set-screw clamping.

- Hardened and precision ground concentric
- Black Oxide Coating
- Made in the USA

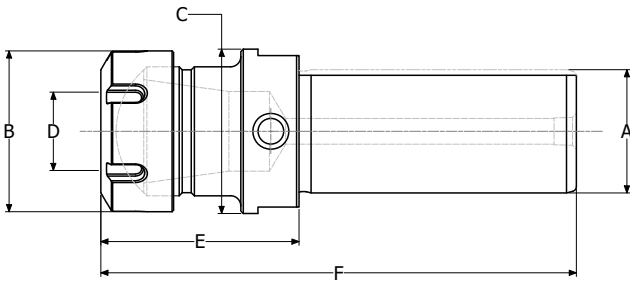


ITEM NUMBER	OUTSIDE DIA. (A)	NUT DIA. (B)	FLANGE DIA. (C)	COLLET TYPE	CLAMPING RANGE INCH (D)	CLAMPING RANGE METRIC (D)	PROTRUSION LENGTH (E)	OVERALL LENGTH (F)
56.2025	0.7500	42.0000	40.0000	ER25	1/16-5/8	1-16	50.0000	108.0000
56.2025M	20mm	42.0000	40.0000	ER25	1/16-5/8	1-16	50.0000	108.0000
56.2032	0.7500	50.0000	50.0000	ER32	3/32-3/4	2-20	60.0000	118.0000
56.2032M	20mm	50.0000	50.0000	ER32	3/32-3/4	2-20	60.0000	118.0000
56.2040	0.7500	63.0000	50.0000	ER40	1/8-1	3-25	66.0000	121.5000
56.2040M	20mm	63.0000	50.0000	ER40	1/8-1	3-25	66.0000	121.5000
56.2525	1.0000	42.0000	40.0000	ER25	1/16-5/8	1-16	50.0000	108.0000
56.2525M	25mm	42.0000	40.0000	ER25	1/16-5/8	1-16	50.0000	108.0000
56.2532	1.0000	50.0000	50.0000	ER32	3/32-3/4	2-20	60.0000	118.0000
56.2532M	25mm	50.0000	50.0000	ER32	3/32-3/4	2-20	60.0000	118.0000
56.2540	1.0000	63.0000	50.0000	ER40	1/8-1	3-25	66.0000	121.5000
56.2540M	25mm	63.0000	50.0000	ER40	1/8-1	3-25	66.0000	121.5000
56.3225	1.2500	42.0000	40.0000	ER25	1/16-5/8	1-16	50.0000	120.5000
56.3225M	32mm	42.0000	40.0000	ER25	1/16-5/8	1-16	50.0000	120.5000
56.3232	1.2500	50.0000	50.0000	ER32	3/32-3/4	2-20	60.0000	131.0000
56.3232M	32mm	50.0000	50.0000	ER32	3/32-3/4	2-20	60.0000	131.0000
56.3240	1.2500	63.0000	50.0000	ER40	1/8-1	3-25	66.0000	134.0000
56.3240M	32mm	63.0000	50.0000	ER40	1/8-1	3-25	66.0000	134.0000
56.4025	1.5000	42.0000	50.0000	ER25	1/16-5/8	1-16	75.0000	149.0000
56.4025M	40mm	42.0000	50.0000	ER25	1/16-5/8	1-16	75.0000	149.0000
56.4032	1.5000	50.0000	50.0000	ER32	3/32-3/4	2-20	60.0000	134.0000
56.4032M	40mm	50.0000	50.0000	ER32	3/32-3/4	2-20	60.0000	134.0000
56.4040	1.5000	63.0000	50.0000	ER40	1/8-1	3-25	66.0000	137.5000
56.4040M	40mm	63.0000	50.0000	ER40	1/8-1	3-25	66.0000	137.5000
56.4525	1.7500	42.0000	60.0000	ER25	1/16-5/8	1-16	75.0000	152.0000
56.4525M	45mm	42.0000	60.0000	ER25	1/16-5/8	1-16	75.0000	152.0000
56.4532	1.7500	50.0000	60.0000	ER32	3/32-3/4	2-20	60.0000	137.0000
56.4532M	45mm	50.0000	60.0000	ER32	3/32-3/4	2-20	60.0000	137.0000
56.4540	1.7500	63.0000	60.0000	ER40	1/8-1	3-25	66.0000	140.5000
56.4540M	45mm	63.0000	60.0000	ER40	1/8-1	3-25	66.0000	140.5000
56.5025	2.0000	42.0000	65.0000	ER25	1/16-5/8	1-16	75.0000	164.5000
56.5025M	50mm	42.0000	65.0000	ER25	1/16-5/8	1-16	75.0000	164.5000
56.5032	2.0000	50.0000	65.0000	ER32	3/32-3/4	2-20	66.0000	153.5000
56.5032M	50mm	50.0000	65.0000	ER32	3/32-3/4	2-20	66.0000	153.5000
56.5040	2.0000	63.0000	65.0000	ER40	1/8-1	3-25	62.0000	151.0000
56.5040M	50mm	63.0000	65.0000	ER40	1/8-1	3-25	62.0000	151.0000

# Straight Shank Collet Chucks **TG STYLE**

Straight shank TG collet chucks are a versatile and precise method for clamping a variety of round shank tooling, such as drills, taps, reamers, and more. The cylindrical shanks have two flats and will install in any static tool block that has the proper bore size and set-screw clamping.

- Hardened and precision ground concentric
- Black Oxide Coating
- Made in the USA

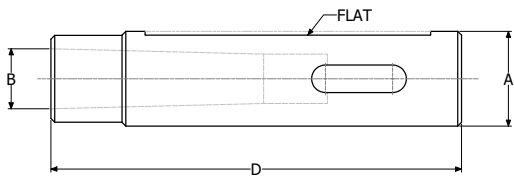


ITEM NUMBER	OUTSIDE DIA. (A)	NUT DIA. (B)	FLANGE DIA. (C)	COLLET TYPE	CLAMPING RANGE (D)	PERTRUSION LENGTH (E)	OVERALL LENGTH (F)
56.2075TG	0.750	50.000	40.000	75TG	3/64-3/4	77.400	147.000
56.20100TG	0.750	60.000	50.000	100TG	3/32-1	82.100	152.000
56.2575TG	1.000	50.000	40.000	75TG	3/64-3/4	77.400	147.000
56.25100TG	1.000	60.000	50.000	100TG	3/32-1	82.100	152.000
56.3275TG	1.250	50.000	40.000	75TG	3/64-3/4	77.400	160.000
56.32100TG	1.250	60.000	50.000	100TG	3/32-1	82.100	165.000
56.4075TG	1.500	50.000	50.000	75TG	3/64-3/4	77.400	163.000
56.40100TG	1.500	60.000	50.000	100TG	3/32-1	82.100	168.000
56.4575TG	1.750	50.000	60.000	75TG	3/64-3/4	77.400	166.000
56.45100TG	1.750	60.000	60.000	100TG	3/32-1	82.100	171.000
56.5075TG	2.000	50.000	65.000	75TG	3/64-3/4	77.400	179.000
56.50100TG	2.000	60.000	65.000	100TG	3/32-1	82.100	184.000

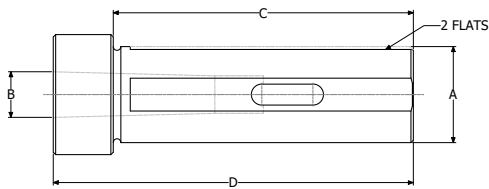




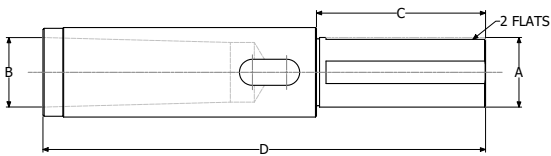
# MORSE TAPER SOCKETS



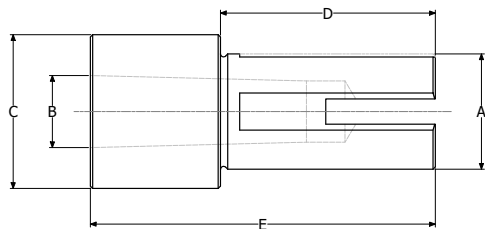
**STYLE A** .....pg 90



**STYLE B** .....pg 92



**STYLE A** .....pg 94

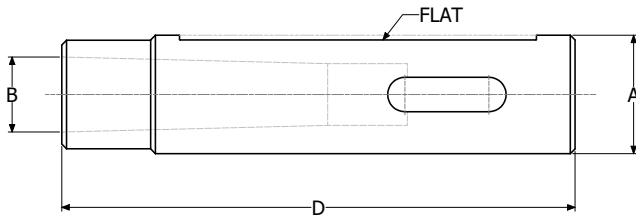


**VDI STYLE** .....pg 95

## MORSE TAPER SOCKETS **STYLE A**

A style morse taper drill sockets are a versatile and precise method for clamping a variety of morse taper shank tooling, such as drills, drills, reamers, and counterbores. The headless design features two flats for clamping on the OD.

- Hardened and precision ground concentric
- Black Oxide Coating
- Made in the USA



ITEM NUMBER	OUTSIDE DIAMETER (A)	MORSE TAPER (B)	OVERALL LENGTH (D)
86-01 #1A	0.7500	#1	3.2500
86-01M #1A	20mm	#1	3.2500
86-02 #1A	1.0000	#1	3.7500
86-02M #1A	25MM	#1	3.7500
86-02 #2A	1.0000	#2	3.7500
86-02M #2A	25mm	#2	3.7500
86-03 #1A	1.2500	#1	4.0000
86-03M #1A	32mm	#1	4.0000
86-03 #2A	1.2500	#2	4.0000
86-03M #2A	32mm	#2	4.0000
86-03 #3A	1.2500	#3	4.0000
86-03M #3A	32mm	#3	4.0000
86-04 #1A	1.5000	#1	5.0000
86-04M #1A	40mm	#1	5.0000
86-04 #2A	1.5000	#2	5.0000
86-04M #2A	40mm	#2	5.0000
86-04 #3A	1.5000	#3	5.0000
86-04M #3A	40mm	#4	5.0000
86-04 #4A	1.5000	#4	5.7500
86-04M #4A	40mm	#4	5.7500
86-05 #1A	1.7500	#1	5.7500
86-05M #1A	45mm	#1	5.7500
86-05 #2A	1.7500	#2	5.7500
86-05M #2A	45mm	#2	5.7500
86-05 #3A	1.7500	#3	5.7500
86-05M #3A	45mm	#3	5.7500
86-05 #4A	1.7500	#4	5.7500
86-05M #4A	45mm	#4	5.7500
86-07 #2A	2.0000	#2	6.1250
86-07M #2A	50mm	#2	6.1250
86-07 #3A	2.0000	#3	6.1250
86-07M #3A	50mm	#3	6.1250
86-07 #4A	2.0000	#4	6.1250
86-07M #4A	50MM	#4	6.1250

Continued on next page

# MORSE TAPER SOCKETS **STYLE A** (continued)

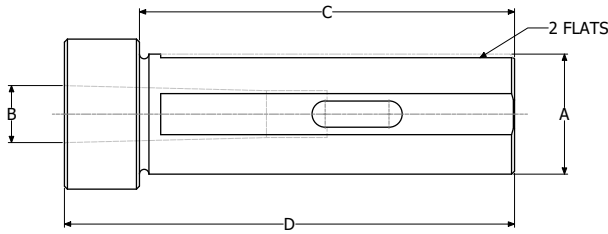


ITEM NUMBER	OUTSIDE DIAMETER (A)	MORSE TAPER (B)	OVERALL LENGTH (D)
86-09 #2A	2.5000	#2	5.7500
86-09M #2A	65MM	#2	5.7500
86-09 #3A	2.5000	#3	6.6250
86-09M #3A	65MM	#3	6.6250
86-09 #4A	2.5000	#4	6.6250
86-09M #4A	65MM	#4	6.6250
86-09 #5A	2.5000	#5	7.6250
86-09M #5A	65MM	#5	7.6250
86-11 #4A	3.0000	#4	6.6250
86-11M #4A	80MM	#4	6.6250
86-12 #5A	3.0000	#5	7.6250
86-12M #5A	80MM	#5	7.6250
86-13 #4A	2.2500	#4	6.6250
86-13M #4A	60MM	#4	6.6250
86-14 #5A	2.2500	#5	7.6250
86-14M #5A	60MM	#5	7.6250
86-15 #4A	2.7500	#4	6.6250
86-15M #4A	70MM	#4	6.6250
86-16 #5A	2.7500	#5	7.6250
86-16M #5A	70MM	#5	7.6250

## MORSE TAPER SOCKETS **STYLE B**

B style morse taper drill sockets are designed with a head that allows you to securely position the tool for increased repeatability. Adaptable to a variety of morse taper shank tooling, such as drills, drills, reamers, and counterbores.

- Hardened and precision ground concentric
- Black Oxide Coating
- Made in the USA



ITEM NUMBER	OUTSIDE DIA. (A)	MORSE TAPER (B)	LENGTH UNDER HEAD (C)	OVERALL LENGTH (D)
86-01 #1B	0.750	#1	2.3125	3.250
86-01M #1B	20mm	#1	2.3125	3.250
86-02 #1B	1.000	#1	3.125	3.7500
86-02M #1B	25MM	#1	3.125	3.7500
86-02 #2B	1.000	#2	3.125	3.7500
86-02M #2B	25mm	#2	3.125	3.7500
86-03 #1B	1.250	#1	3.375	4.000
86-03M #1B	32mm	#1	3.375	4.000
86-03 #2B	1.250	#2	3.375	4.000
86-03M #2B	32mm	#2	3.375	4.000
86-03 #3B	1.250	#3	4.000	4.000
86-03M #3B	32mm	#3	4.000	4.000
86-04 #1B	1.500	#1	4.375	5.000
86-04M #1B	40mm	#1	4.375	5.000
86-04 #2B	1.500	#2	4.375	5.000
86-04M #2B	40mm	#2	4.375	5.000
86-04 #3B	1.500	#3	4.375	5.000
86-04M #3B	40mm	#3	4.375	5.000
86-04 #4B	1.500	#4	4.375	5.750
86-04M #4B	40mm	#4	4.375	5.750
86-05 #1B	1.750	#1	5.125	5.750
86-05M #1B	45mm	#1	5.125	5.750
86-05 #2B	1.750	#2	5.125	5.750
86-05M #2B	45mm	#2	5.125	5.750
86-05 #3B	1.750	#3	5.125	5.750
86-05M #3B	45mm	#3	5.125	5.750
86-05 #4B	1.750	#4	4.375	5.750
86-05M #4B	45mm	#4	4.375	5.750
86-07 #2B	2.000	#2	5.500	6.125
86-07M #2B	50mm	#2	5.500	6.125
86-07 #3B	2.000	#3	5.500	6.125
86-07M #3B	50mm	#3	5.500	6.125

Continued on next page

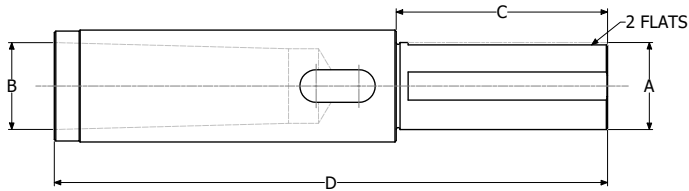
MORSE TAPER SOCKETS **STYLE B** (continued)

ITEM NUMBER	OUTSIDE DIA. (A)	MORSE TAPER (B)	LENGTH UNDER HEAD (C)	OVERALL LENGTH (D)
86-07 #4B	2.000	#4	5.500	6.125
86-07M #4B	50mm	#4	5.500	6.125
86-09 #2B	2.500	#2	5.125	5.750
86-09M #2B	65mm	#2	5.125	5.750
86-09 #3B	2.500	#3	6.000	6.625
86-09M #3B	65mm	#3	6.000	6.625
86-09 #4B	2.500	#4	6.000	6.625
86-09M #4B	65mm	#4	6.000	6.625
86-09 #5B	2.500	#5	7.000	7.625
86-09M #5B	65mm	#5	7.000	7.625
86-11 #4B	3.000	#4	6.000	6.625
86-11M #4B	80mm	#4	6.000	6.625
86-12 #5B	3.000	#5	7.000	7.625
86-12M #5B	80mm	#5	7.000	7.625
86-13 #4B	2.250	#4	6.000	6.625
86-13M #4B	60mm	#4	6.000	6.625
86-14 #5B	2.250	#5	7.000	7.625
86-14M #5B	60mm	#5	7.000	7.625
86-15 #4B	2.750	#4	6.000	6.625
86-15M #4B	70mm	#4	6.000	6.625
86-16 #5B	2.750	#5	7.000	7.625
86-16M #5B	70mm	#5	7.000	7.625

## MORSE TAPER SOCKETS **STYLE C**

C style morse taper drill sockets are designed to hold large tools with an extended shank. Featuring two flats on the O.D. for flexibility when clamping onto the tool. Adaptable to a variety of morse taper shank tooling, such as drills, drills, reamers, and counterbores.

- Hardened and precision ground concentric
- Black Oxide Coating
- Made in the USA

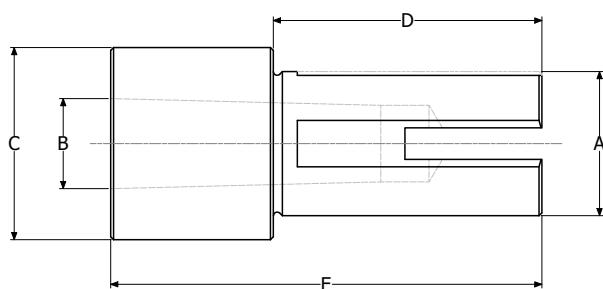


ITEM NUMBER	OUTSIDE DIAMETER (A)	MORSE TAPER (B)	LENGTH UNDER HEAD (C)	OVERALL LENGTH (D)
86-06#5	1.750	#5	4.250	11.125
86-06M#5	45mm	#5	4.250	11.125
86-08#5	2.000	#5	4.250	11.125
86-08M#5	50mm	#5	4.250	11.125

## MORSE TAPER SOCKETS VDI STYLE

VDI style morse taper drill sockets are designed to adapt a VDI Boring Bar Holder into a morse taper holder. They can be used for quick tool change applications and repeated tool alignment. Featuring two flats on the O.D. for flexibility when clamping onto the tool. Adaptable to a variety of morse taper shank tooling, such as drills, drills, reamers, and counterbores.

- Hardened and precision ground concentric
- Black Oxide Coating
- Made in the USA



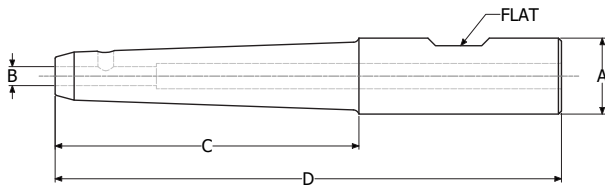
ITEM NUMBER	OUTSIDE DIA. (A)	MORSE TAPER (B)	HEAD THICKNESS (C)	LENGTH UNDER HEAD (D)	OVERALL LENGTH (E)
64.4073#1	1.500	#1	52.000	60.000	76.000
64.4073M#1	40mm	#1	52.000	60.000	76.000
64.4073#2	1.500	#2	52.000	60.000	76.000
64.4073M#2	40mm	#2	52.000	60.000	76.000
64.4073#3	1.500	#3	52.000	71.000	114.000
64.4073M#3	40mm	#3	52.000	71.000	114.000
64.4073#4	1.500	#4	52.000	71.000	114.000
64.4073M#4	40mm	#4	52.000	71.000	114.000
64.4083#1	1.750	#1	57.000	60.000	76.000
64.4083M#1	45mm	#1	57.000	60.000	76.000
64.4083#2	1.750	#2	57.000	60.000	76.000
64.4083M#2	45mm	#2	57.000	60.000	76.000
64.4083#3	1.750	#3	57.000	81.000	114.000
64.4083M#3	45mm	#3	57.000	81.000	114.000
64.4083#4	1.750	#4	57.000	81.000	114.000
64.4083M#4	45mm	#4	57.000	81.000	114.000
64.4083#5	1.750	#5	57.000	81.000	150.000
64.4083M#5	45mm	#5	57.000	81.000	150.000
64.4583#1	2.000	#1	50.000	60.000	76.000
64.4583M #1	50mm	#1	50.000	60.000	76.000
64.4583#2	2.000	#2	50.000	60.000	76.000
64.4583M#2	50mm	#2	50.000	60.000	76.000
64.4583#3	2.000	#3	50.000	81.000	114.000
64.4583M#3	50mm	#3	50.000	81.000	114.000
64.4083#4	2.000	#4	50.000	81.000	114.000
64.4083M#4	50mm	#4	50.000	81.000	114.000
64.4083M#5	2.000	#5	50.000	81.000	150.000
64.4083M#5	50mm	#5	50.000	81.000	150.000



# END MILL EXTENSION

Global CNC end mill extensions are designed to extend spindle tool holders for hard-to-reach machining applications. Providing rigidity and strength to carbide and HSS end mills, reamers, drills, and other cutting tools.

- Hardened and precision ground concentric
- Black Oxide Coating
- Made in the USA



ITEM NUMBER	OUTSIDE DIA. (A)	INTERNAL DIA. (B)	REACH (C)	OVERALL LENGTH (D)
8875-4 .187	0.7500	0.1875	2.000	4.000
8875-4 .250	0.7500	0.2500	2.000	4.000
8875-4 .312	0.7500	0.3125	2.000	4.000
8875-5 .187	0.7500	0.1875	3.000	5.000
8875-5 .250	0.7500	0.2500	3.000	5.000
8875-5 .312	0.7500	0.3125	3.000	5.000
8875-6 .187	0.7500	0.1875	4.000	6.000
8875-6 .250	0.7500	0.2500	4.000	6.000
8875-6 .312	0.7500	0.3125	4.000	6.000
8875-7 .187	0.7500	0.1875	5.000	7.000
8875-7 .250	0.7500	0.2500	5.000	7.000
8875-7 .312	0.7500	0.3125	5.000	7.000
88100-4 .187	1.0000	0.1875	2.000	4.000
88100-4 .250	1.0000	0.2500	2.000	4.000
88100-4 .312	1.0000	0.3125	2.000	4.000
88100-4 .500	1.0000	0.5000	2.000	4.000
88100-5 .187	1.0000	0.1875	3.000	5.000
88100-5 .250	1.0000	0.2500	3.000	5.000
88100-5 .312	1.0000	0.3125	3.000	5.000
88100-5 .500	1.0000	0.5000	3.000	5.000
88100-6 .187	1.0000	0.1875	4.000	6.000
88100-6 .250	1.0000	0.2500	4.000	6.000
88100-6 .312	1.0000	0.3125	4.000	6.000
88100-6 .500	1.0000	0.5000	4.000	6.000
88100-7 .187	1.0000	0.1875	5.000	7.000
88100-7 .250	1.0000	0.2500	5.000	7.000
88100-7 .312	1.0000	0.3125	5.000	7.000
88100-7 .500	1.0000	0.5000	5.000	7.000
88125-5 .375	1.2500	0.3750	3.000	5.250
88125-5 .500	1.2500	0.5000	3.000	5.250
88125-5 .625	1.2500	0.6250	3.000	5.250
88125-5 .750	1.2500	0.7500	3.000	5.250
88125-6 .375	1.2500	0.3750	4.000	6.250
88125-6 .500	1.2500	0.5000	4.000	6.250

Continued on next page

# END MILL EXTENSION (continued)



ITEM NUMBER	OUTSIDE DIA. (A)	INTERNAL DIA. (B)	REACH (C)	OVERAL LENGTH (D)
88125-6 .625	1.2500	0.6250	4.000	6.250
88125-6 .750	1.2500	0.7500	4.000	6.250
88125-7 .375	1.2500	0.3750	5.000	7.250
88125-7 .500	1.2500	0.6250	5.000	7.250
88125-7 .625	1.2500	0.5000	5.000	7.250
88125-7 .750	1.2500	0.7500	5.000	7.250
88125-8 .375	1.2500	0.3750	6.000	8.250
88125-8 .500	1.2500	0.5000	6.000	8.250
88125-8 .625	1.2500	0.6250	6.000	8.250
88125-8 .750	1.2500	0.7500	6.000	8.250
88125-9 .375	1.2500	0.3750	7.000	9.250
88125-9 .500	1.2500	0.5000	7.000	9.250
88125-9 .625	1.2500	0.6250	7.000	9.250
88125-9 .750	1.2500	0.7500	7.000	9.250
88125-11 .375	1.2500	0.3750	9.000	11.250
88125-11 .500	1.2500	0.5000	9.000	11.250
88125-11 .625	1.2500	0.6250	9.000	11.250
88125-11 .750	1.2500	0.7500	9.000	11.250
88150-6 .375	1.5000	0.3750	3.3125	6.000
88150-6 .500	1.5000	0.5000	3.3125	6.000
88150-6 .625	1.5000	0.6250	3.3125	6.000
88150-6 .750	1.5000	0.7500	3.3125	6.000
88150-6 .875	1.5000	0.8750	3.3125	6.000
88150-6 1.000	1.5000	1.0000	3.3125	6.000
88150-8 .375	1.5000	0.3750	5.3125	8.000
88150-8 .500	1.5000	0.5000	5.3125	8.000
88150-8 .625	1.5000	0.6250	5.3125	8.000
88150-8 .750	1.5000	0.7500	5.3125	8.000
88150-8 .875	1.5000	0.8750	5.3125	8.000
88150-8 1.000	1.5000	1.0000	5.3125	8.000
88150-10 .375	1.5000	0.3750	7.3125	10.000
88150-10 .500	1.5000	0.5000	7.3125	10.000
88150-10 .625	1.5000	0.6250	7.3125	10.000
88150-10 .750	1.5000	0.7500	7.3125	10.000
88150-10 .875	1.5000	0.8750	7.3125	10.000
88150-10 1.000	1.5000	1.0000	7.3125	10.000
88150-12 .375	1.5000	0.3750	9.3125	12.000
88150-12 .500	1.5000	0.5000	9.3125	12.000
88150-12 .625	1.5000	0.6250	9.3125	12.000
88150-12 .750	1.5000	0.7500	9.3125	12.000
88150-12 .875	1.5000	0.8750	9.3125	12.000
88150-12 1.000	1.5000	1.0000	9.3125	12.000
88200-6 .375	2.0000	0.3750	2.750	6.000
88200-6 .500	2.0000	0.5000	2.750	6.000
88200-6 .625	2.0000	0.6250	2.750	6.000
88200-6 .750	2.0000	0.7500	2.750	6.000
88200-6 1.000	2.0000	1.0000	2.750	6.000
88200-6 1.250	2.0000	1.2500	2.750	6.000
88200-9 .375	2.0000	0.3750	5.750	9.000
88200-9 .500	2.0000	0.5000	5.750	9.000

Continued on next page

# END MILL EXTENSION (continued)



ITEM NUMBER	OUTSIDE DIA. (A)	INTERNAL DIA. (B)	REACH (C)	OVERALL LENGTH (D)
88200-9 .625	2.0000	0.6250	5.750	9.000
88200-9 .750	2.0000	0.7500	5.750	9.000
88200-9 1.000	2.0000	1.0000	5.750	9.000
88200-9 1.250	2.0000	1.2500	5.750	9.000
88200-12 .375	2.0000	0.3750	8.750	12.000
88200-12 .500	2.0000	0.5000	8.750	12.000
88200-12 .625	2.0000	0.6250	8.750	12.000
88200-12 .750	2.0000	0.7500	8.750	12.000
88200-12 1.000	2.0000	1.0000	8.750	12.000
88200-12 1.250	2.0000	1.2500	8.750	12.000

# DRIVEN-STATIC TOOL HOLDERS



# DRIVEN STATIC TOOL HOLDERS

Click on sections below to jump to that page.

**BMT** ..... pg 104


 ..... pg 156


**DMG MORI** ..... pg 238

**Mazak** ..... pg 306

 ..... pg 416

 ..... pg 458

 ..... pg 476

 ..... pg 490

 ..... pg 524

**DIN 69880-ISO 10889** ..... pg 570

**Peripheral VDI** ..... pg 607


**VDI Diplomatic (DIN 1809)** ..... pg 618

**VDI Baruffaldi** ..... pg 624

**VDI Sauter (DIN 5480)** ..... pg 630

**VDI Sauter (Din 5482)** ..... pg 636

# BMT



<b>BMT 45</b> .....	pg 107
<b>BMT 55</b> .....	pg 115
<b>BMT 65</b> .....	pg 127
<b>BMT 75</b> .....	pg 141
<b>BMT 85</b> .....	pg 149

# BMT 45 Machine Connections



DMC	DL 6TM
-----	--------



Doosan/DN Solutions	Lynx 220 M/LM
Doosan/DN Solutions	Lynx 220 LMS/LY/LSY
Doosan/DN Solutions	Lynx 2100 M/MS/LY/LSY
Doosan/DN Solutions	Lynx 2100 M/MS/LY/LSY
Doosan/DN Solutions	Puma MX1600 ST (BMT45)
Doosan/DN Solutions	Puma TT1300 SY/SYY



DIPLOMATIC

Diplomatic	DM-TR-16-D12-290-BMT45/10
------------	---------------------------



EMCO	Hyperturn 45 (BMT45)
EMCO	Maxxturn 65 SMY (BMT45)



Focus CNC	FNL-160, 220LSY
-----------	-----------------



Ganesh	Genturn 52/65 MSY
--------	-------------------



Hardinge	H-51, TT-42/51 (BMT45-16T)
Hardinge	T-42/51 (BMT45-12T)
Hardinge	T-42/51 (BMT45-16T)



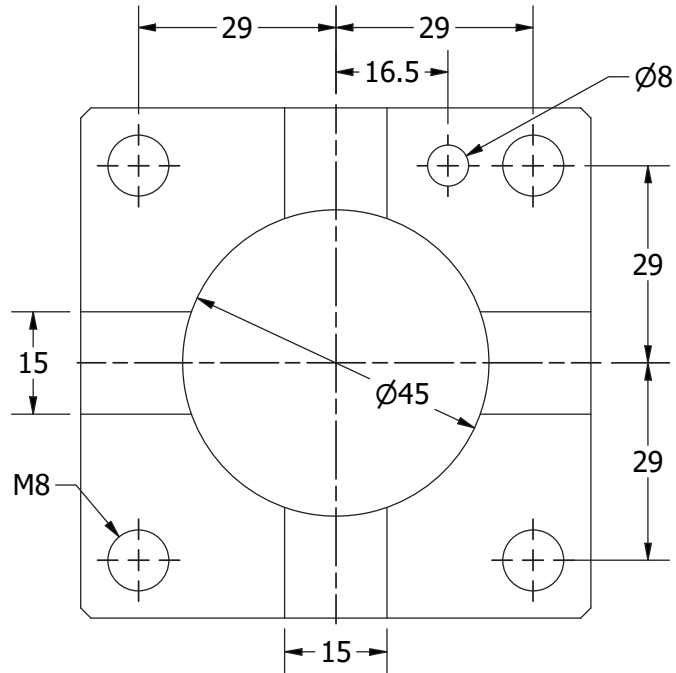
Hwacheon	Cutex 180 MC/SMC/YMC/YSMC (16 ST)
Hwacheon	Hi-Tech 230 YSMC (20ST, BMT45)



Hyundai WIA	SE2200M/MS/LSY (BMT45)
-------------	------------------------



Jyoti	AX 200 (BMT45)
Jyoti	TMC 250, 350 (BMT45)



ROMI	GL 250Y/S
------	-----------



SMEC	PL 1600, 2000M
------	----------------



Spinner	Microturn 36, 52 (BMT45)
Spinner	TC 300, TTC 300 SMMCY (BMT45)
Spinner	TC 600 MCY/SMCY (BMT45)
Spinner	TTS 42, 65 (BMT 45)



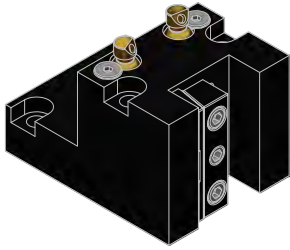
Tornos	SwissDECO 36 TB
--------	-----------------




Victor	VTurn-NP16CM
--------	--------------




# BMT 45




**OD TURNING HOLDER** .....pg 110




**DOUBLE OD TURNING HOLDER**...pg 110



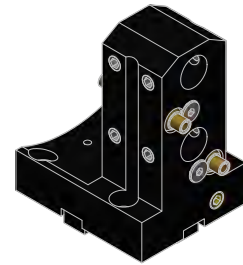
**QUAD OFFSET OD TURNING HOLDER** .....pg 110




**OD FACING HOLDER**.....pg 111



**BORING BAR HOLDER**.....pg 111



**DOUBLE BORING BAR HOLDER**.pg 112



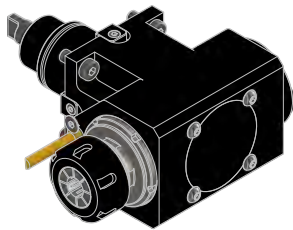
**CAPTO ID HOLDER**.....pg 112




**CAPTO OD HOLDER**.....pg 113




**STRAIGHT DRILL-MILLING LIVE TOOL**.....pg 113



**RIGHT ANGLE DRILL-MILLING LIVE TOOL**.....pg 113




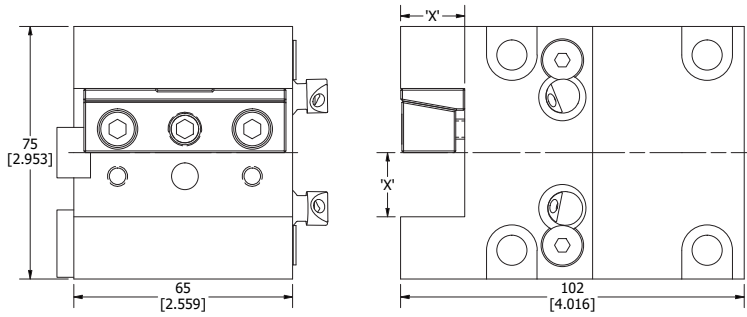
**DOUBLE RIGHT ANGLE DRILL-MILLING LIVE TOOL**.....pg 114



**ADJUSTABLE ANGLE LIVE TOOL**.....pg 114


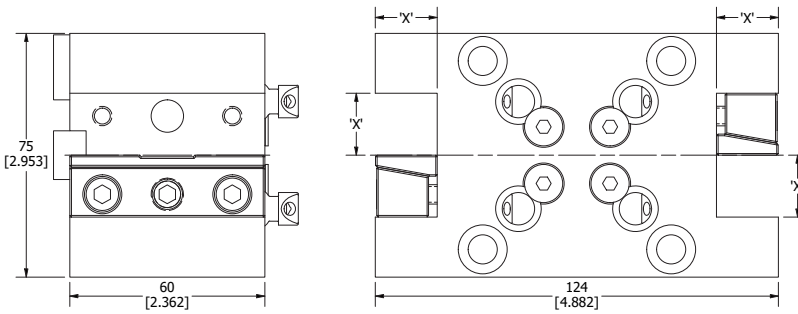


## BMT 45 OD TURNING HOLDER




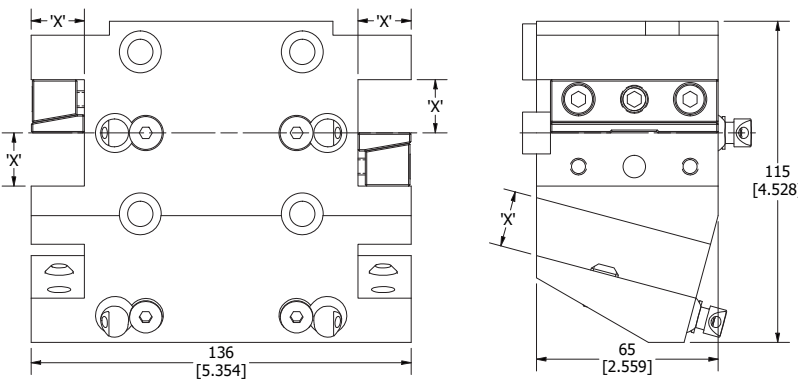
PART NUMBER	DIMENSION 'X'
BMT45-8311A	3/4
BMT45-8311MA	20mm

## BMT 45 DOUBLE OD TURNING HOLDER



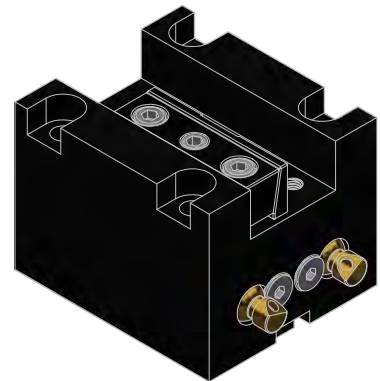
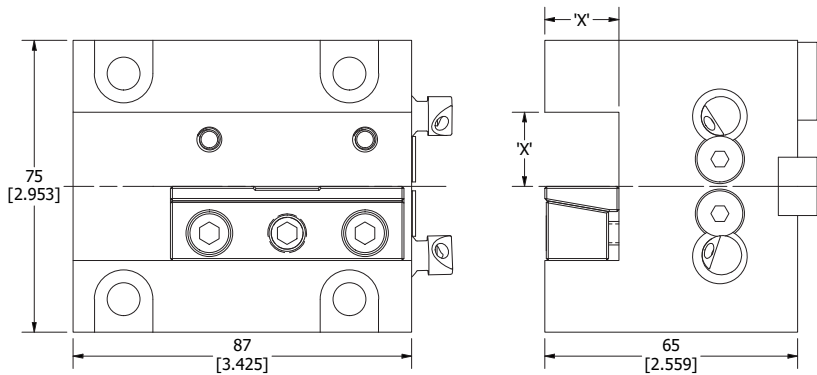
PART NUMBER	DIMENSION 'X'
BMT45-8311A DBL	3/4
BMT45-8311MA DBL	20mm

## BMT 45 QUAD OFFSET OD TURNING HOLDER



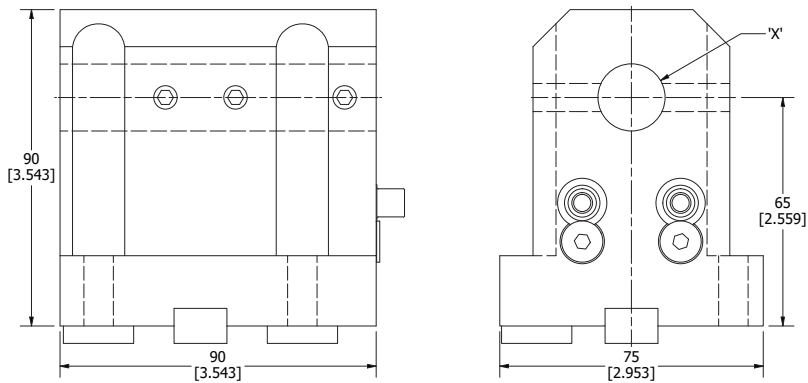
PART NUMBER	DIMENSION 'X'
BMT45-8311A 4OS	3/4
BMT45-8311MA 4OS	20mm

## BMT 45 OD FACING HOLDER



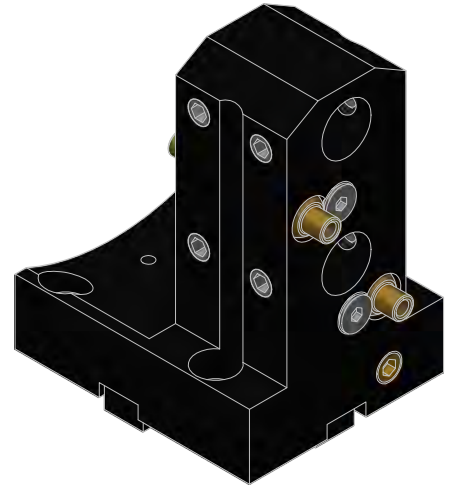
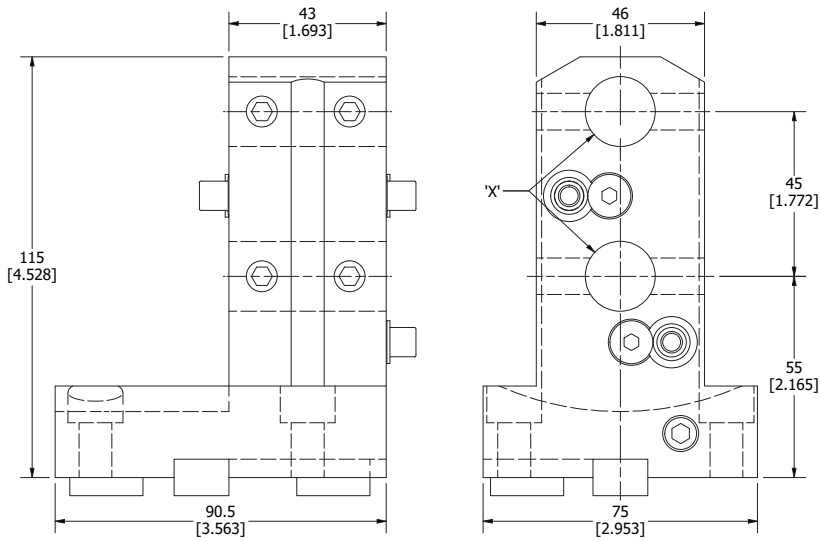
PART NUMBER	DIMENSION 'X'
BMT45-8411A	3/4
BMT45-8411MA	20mm

## BMT 45 BORING BAR HOLDER




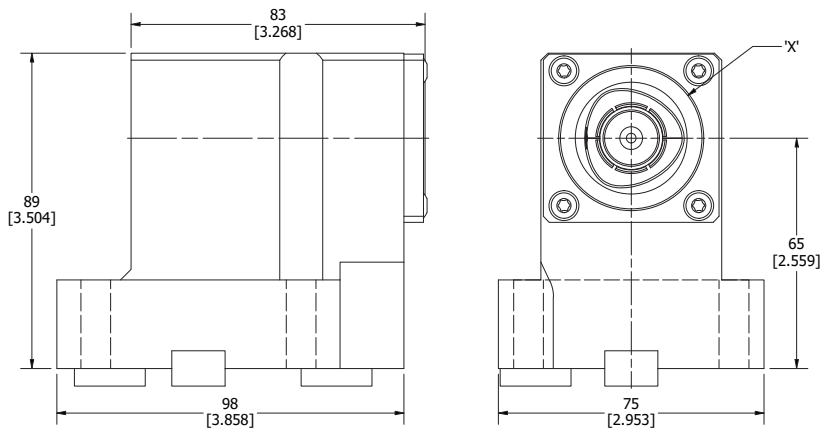
PART NUMBER	DIMENSION 'X'
BMT45-8420	3/4
BMT45-8425	1.000
BMT45-8432	1 1/4
BMT45-8435	1 1/2
BMT45-8420M	20mm
BMT45-8425M	25mm
BMT45-8432M	32mm
BMT45-8435M	40mm

# BMT 45 DOUBLE BORING BAR HOLDER



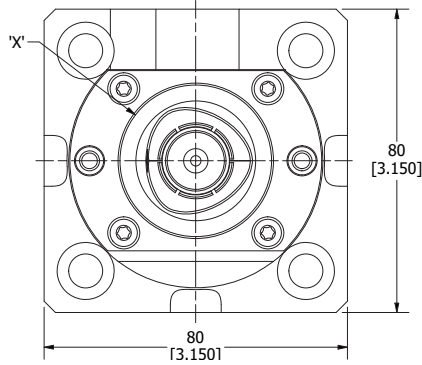
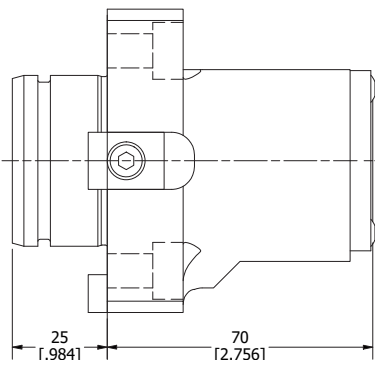
PART NUMBER	DIMENSION 'X'
BMT45-8420 DBL	3/4
BMT45-8420M DBL	20mm

# BMT 45 CAPTO ID HOLDER



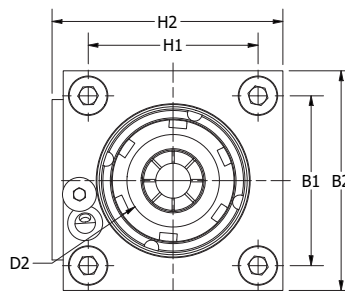
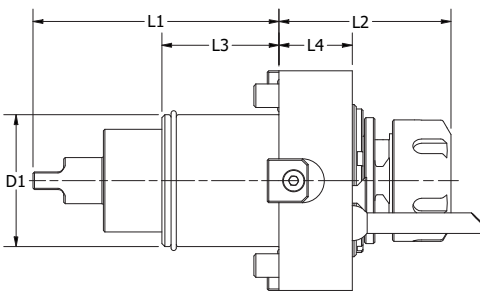
PART NUMBER	TOOL CLAMPING	DIMENSION 'X'
BMT45-C4ID	C4	40mm

## BMT 45 CAPTO OD HOLDER



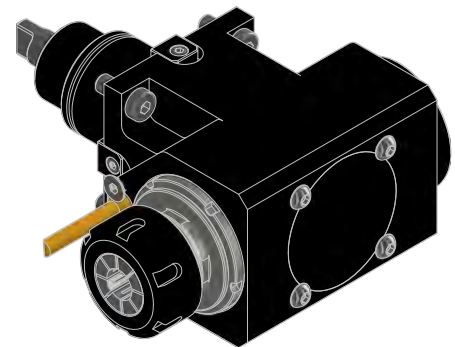
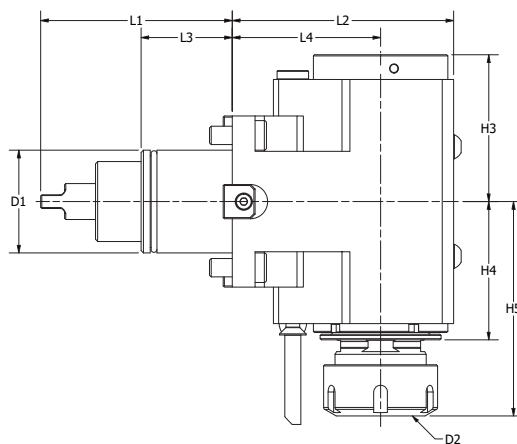
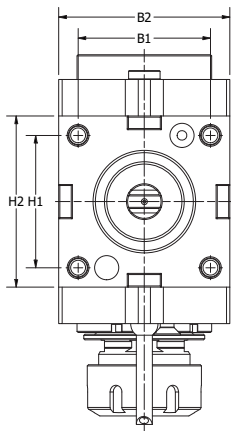
PART NUMBER	TOOL CLAMPING	DIMENSION 'X'
BMT45-C4OD	C4	40mm

## BMT 45 STRAIGHT DRILL-MILLING LIVE TOOL



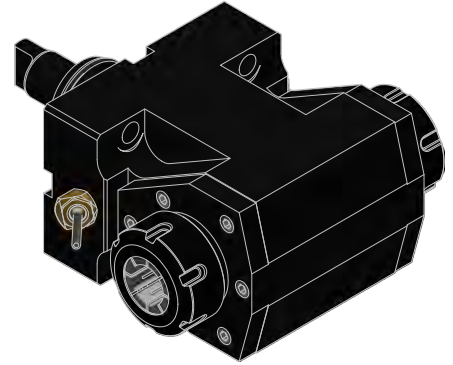
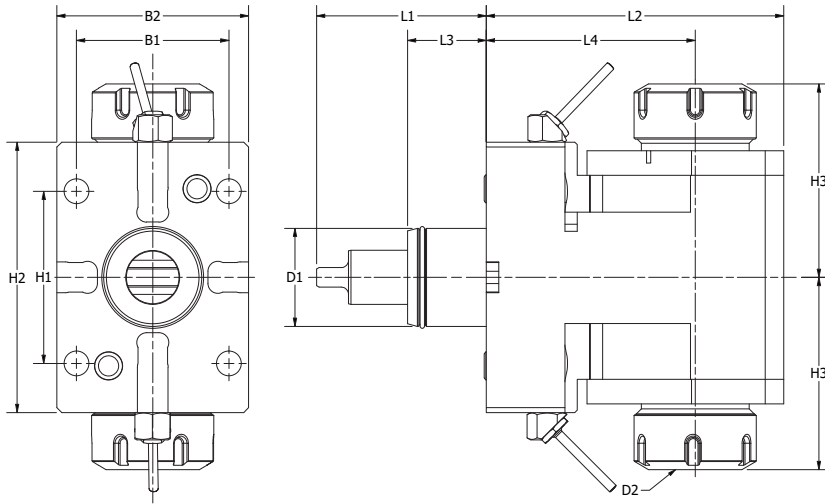
NAME	COOLANT	D1	D2	H1	H2	B1	B2	L1	L2	L3	L4	N2 MAX	N1:N2	NM
BMT45-ER25-SLT	Ext.	45	2-16 ER25	58	78.5	58	75	84	67.6	40	29	6000	1:1	50
BMT45-ER25-SLT INT	Internal/External - 20 bar	45	2-16 ER25	58	78.5	58	75	84	67.6	40	29	6000	1:1	50

## BMT 45 RIGHT ANGLE DRILL-MILLING LIVE TOOL



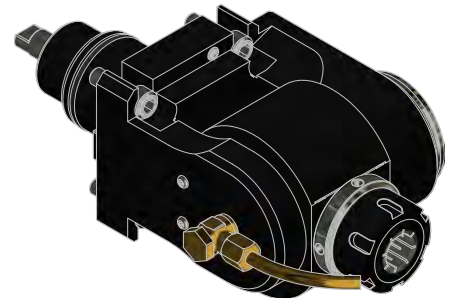
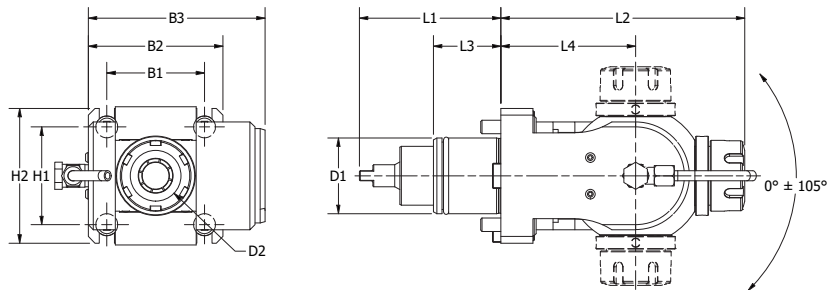
PART NUMBER	COOLANT	D1	D2	H1	H2	H3	H4	H5	B1	B2	L1	L2	L3	L4	N2 MAX	N1:N2	NM
BMT45-ER25-RA-65CL	Ext.	45	2-16 ER25	58	83	57	68	97.6	58	75	84	101.5	40	65	6000	1:1	50
BMT45-ER25-RA-65CL INT	Internal/External - 20 bar	45	2-16 ER25	58	83	57	68	97.6	58	75	84	101.5	40	65	6000	1:1	50

# BMT 45 DOUBLE RIGHT ANGLE DRILL-MILLING LIVE TOOL



PART NUMBER	COOLANT	D1	D2	H1	H2	H3	B1	B2	L1	L2	L3	L4	N2 MAX	N1:N2	NM
BMT45-ER25-RA2-65CL	Ext.	45	2-16 ER25	58	75	83	58	75	84	95	40	65	8000	1:1	35
BMT45-ER32-RA2E-65CL	Ext.	45	2-20 ER32	58	75	93	58	75	84	95	40	65	8000	1:1	35
BMT45-ER25-RA2-85CL	Ext.	45	2-16 ER25	58	75	83	58	75	84	115	40	85	8000	1:1	35
BMT45-ER25-RA2-100CL	Ext.	45	2-16 ER25	58	75	83	58	75	84	130	40	100	8000	1:1	35

# BMT 45 ADJUSTABLE ANGLE LIVE TOOL



PART NUMBER	COOLANT	D1	D2	H1	H2	B1	B2	B3	L1	L2	L3	L4	N2 MAX	N1:N2	NM
BMT45-ER25-ADJ90	Ext.	45	2-16 ER25	58	80	58	80	99	84	145	40	80	6000	1:1	16
BMT45-ER25-ADJ90 INT	Internal/External - 20 bar	45	2-16 ER25	58	80	58	80	99	84	145	40	80	6000	1:1	16

# BMT 55 MACHINE CONNECTIONS



Accuway	UT-100 Y (BMT55)
---------	------------------



ALEX-TECH	VT-27G, 30-33BLMC (BMT55)
-----------	---------------------------



CHIAH CHYUN	ML-250
-------------	--------



DMC	DL 21-22 M/LMS
DMC	DL 25 MS/Y/SY/LSY



Doosan	Lynx 300 M,2600 Y
Doosan	Lynx 2600 SY (I2ST)
Doosan	Puma GT2100,2600 M
Doosan	Puma 230, 240, 280 M/MS/LM
Doosan	Puma 1500,2000,2500 M/MS/Y/SY
Doosan	Puma 2100,2600(II) M/MS/Y/SY (BMT55)
Doosan	Puma TL2000, 2500 M



Diplomatic	DM-TR-16-D12-330-BMT55/10
------------	---------------------------



Focus CNC	FBL-230MC
Focus CNC	FNL/FBL-250, 320SY (16ST, BMT55)



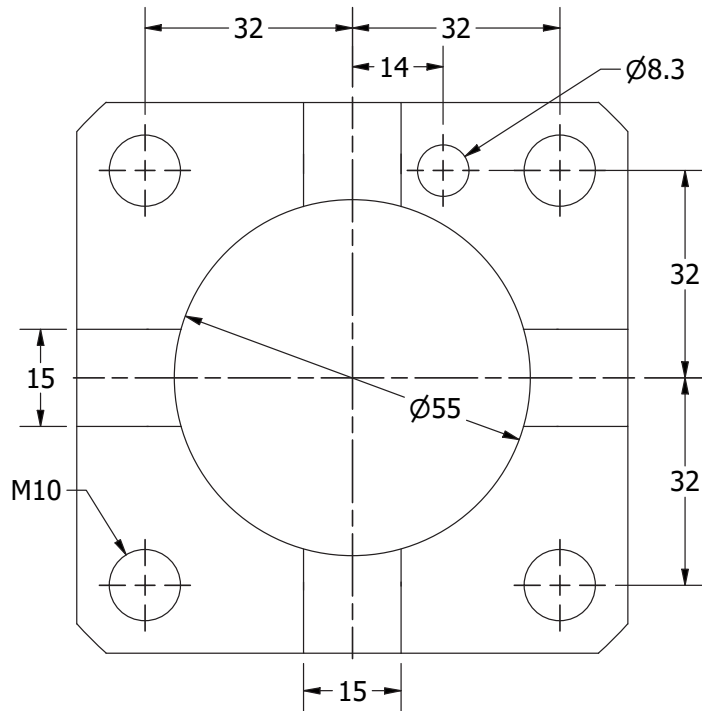
Ganesh	ASL-100 MY (BMT55)
--------	--------------------



Hardinge	H-51 (BMT55)
Hardinge	T-51, 65 (BMT55)



Headman	Hi5000M
Headman	T55 M/MS



Hwacheon	Cutex 160, 180 MC/SMC/YMC/YSMC
----------	--------------------------------



Hyundai WIA	L160, 230MA/LMA/LMSA
Hyundai WIA	HD2200, 2600M/Y/SY (BMT55)



Jyoti	AX 300 (BMT55)
-------	----------------



LEADWELL	T-7i M/SM (BMT55)
----------	-------------------



LMW	LL20MYL5 (BMT55)
LMW	LL20MYL5 (extended swing diameter) (BMT55)



Mazak	QT-Ez 8-12 M/MY/MSY (BMT55)
-------	-----------------------------

More continued on next page ...

## BMT 55 Machine Connections *(Continued)*



ROMI	GL 300Y/S
------	-----------



SMART	NL 2000 M/BM/SY/BSY
-------	---------------------



SMEC	PL 240LM
SMEC	SL 1500, 2000M/Y/SY
SMEC	PL 250V/VM



Takamaz	XT-8MY (BMT55)
---------	----------------



Takisawa Taiwan	UX-2000 (BMT55)
-----------------	-----------------



Tongtai	TD-2000, 2500Y (16ST, BMT55)
---------	------------------------------




Victor	VTurn-A16/20/200CM, SCM, YCM, YSCM
Victor	VTurn-NP20CM




YCM	NTC-1600, 2000 M/LM/LS/Y/LY/LSY
-----	---------------------------------




# BMT 55




**OD TURNING HOLDER** pg 118



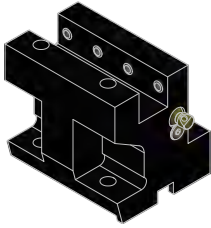
**DOUBLE OD TURNING HOLDER**.....pg 118




**QUAD OD TURNING HOLDER**.....pg 118




**DOUBLE OFFSET OD TURNING HOLDER**....pg 119



**OD FACING HOLDER** pg 119




**CUT OFF HOLDER**.....pg 119



**CUT OFF BLADE HOLDER** .....pg 120




**BORING BAR HOLDER**.....pg 120




**BORING BAR HOLDER 100MM CENTERLINE** pg 121



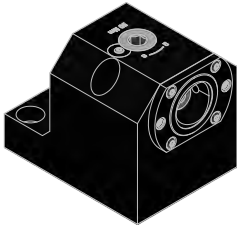
**DOUBLE BORING BAR HOLDER**.....pg 121




**DOUBLE BORING BAR HOLDER 50MM X 100MM CENTERLINE**.....pg 122



**DOUBLE OFFSET ID HOLDER**.....pg 122



**CAPTO ID HOLDER** pg 123



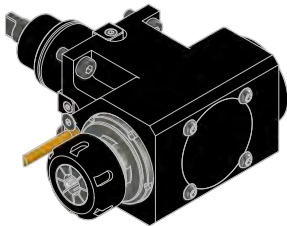
**CAPTO OD HOLDER** pg 123




**STRAIGHT DRILL-MILLING LIVE TOOL EXTERNAL NUT**.....pg 123




**STRAIGHT DRILL-MILLING LIVE TOOL INTERNAL NUT**.....pg 124



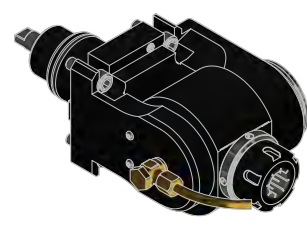
**RIGHT ANGLE DRILL-MILLING LIVE TOOL EXTERNAL NUT**.....pg 124



**RIGHT ANGLE DRILL-MILLING LIVE TOOL INTERNAL NUT**.....pg 125



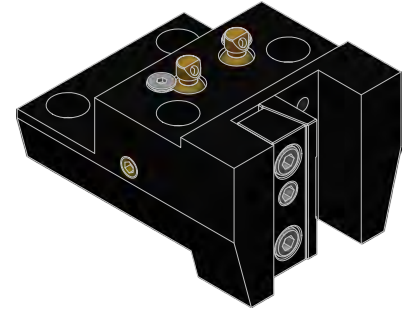
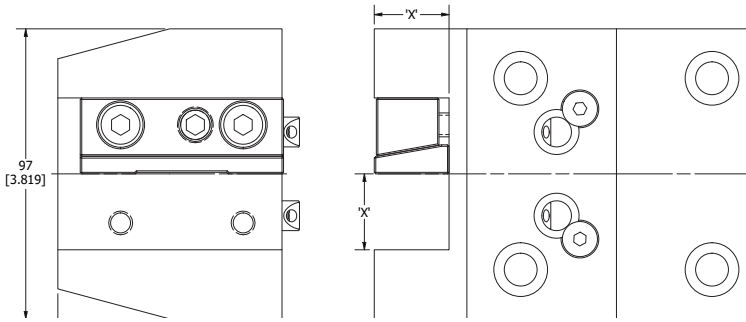
**DOUBLE RIGHT ANGLE DRILL-MILLING LIVE TOOL**.....pg 125



**ADJUSTABLE ANGLE DRILL-MILLING LIVE TOOL** .....pg 126

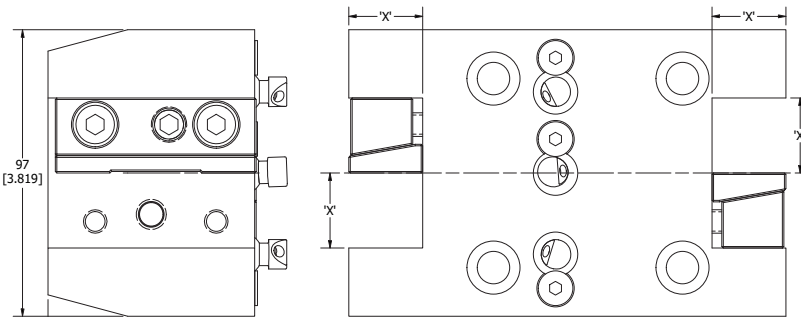


## BMT 55 OD TURNING HOLDER




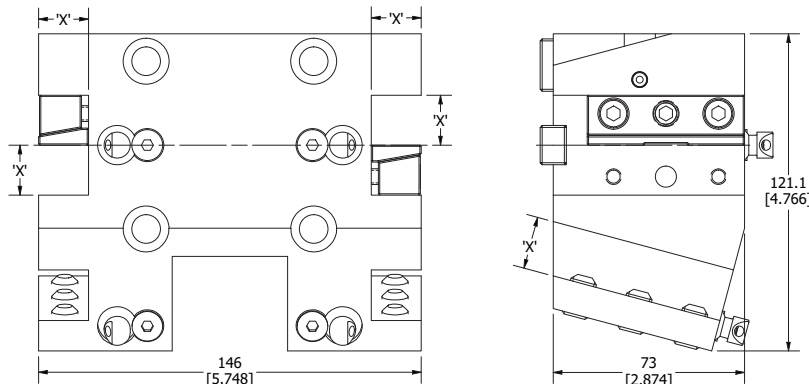
PART NUMBER	DIMENSION 'X'
BMT55-8311	1.000
BMT55-8311M	25mm

## BMT 55 DOUBLE OD TURNING HOLDER



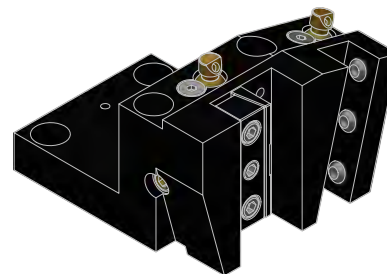
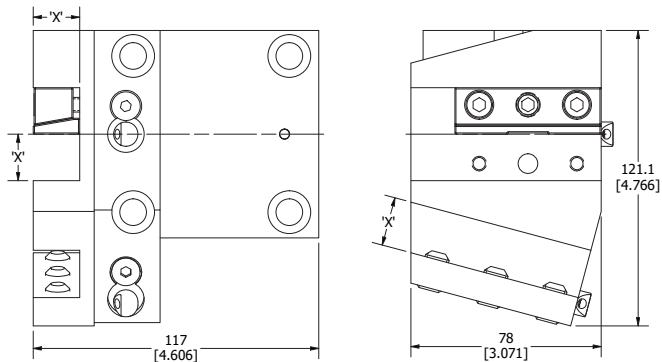
PART NUMBER	DIMENSION 'X'
BMT55-8311 DBL	1.000
BMT55-8311M DBL	25mm

## BMT 55 QUAD OD TURNING HOLDER



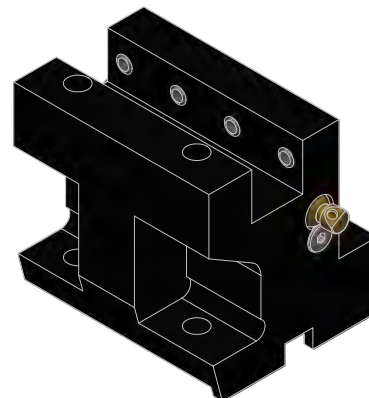
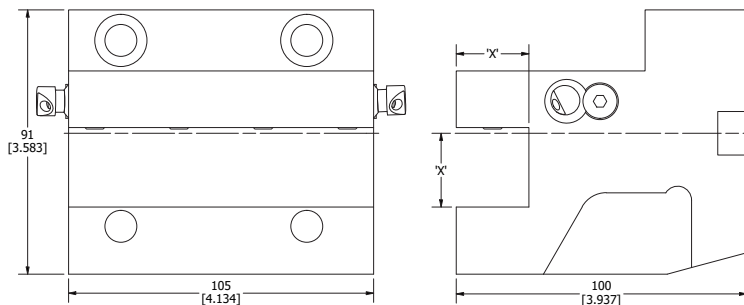
PART NUMBER	DIMENSION 'X'
BMT55-8311A 4OS	3/4
BMT55-8311MA 4OS	20mm

## BMT 55 DOUBLE OFFSET OD TURNING HOLDER



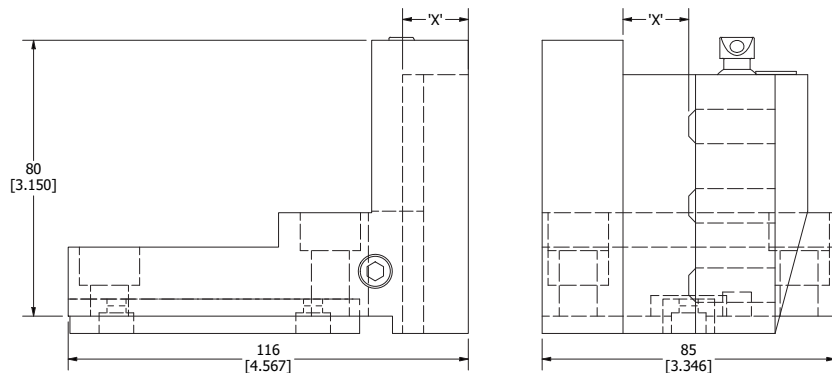
PART NUMBER	DIMENSION 'X'
BMT55-8311A DBLOS	3/4
BMT55-8311MA DBLOS	20mm

## BMT 55 OD FACING HOLDER




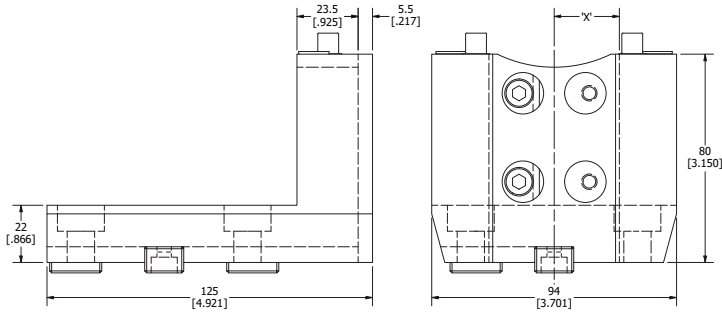
PART NUMBER	DIMENSION 'X'
BMT55-8411	1.000
BMT55-8411M	25mm

## BMT 55 CUT OFF HOLDER



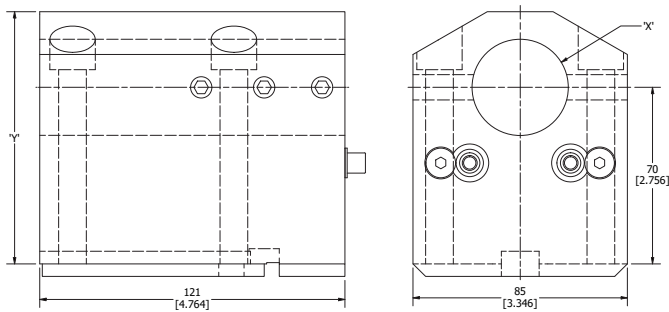
PART NUMBER	DIMENSION 'X'
BMT55-4620	3/4
BMT55-4625	1.000
BMT55-4620M	20mm
BMT55-4625M	25mm

# BMT 55 CUT OFF BLADE HOLDER




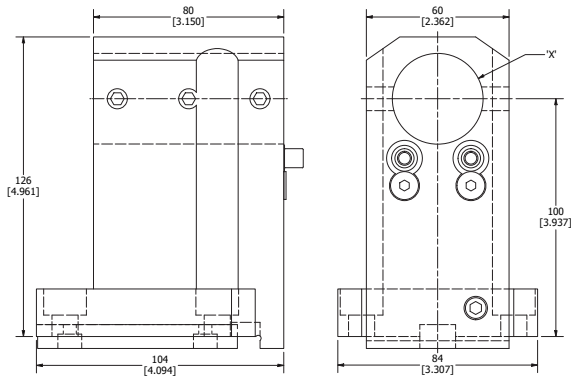
PART NUMBER	DIMENSION 'X'
BMT55-4525	1.000
BMT55-4532	1 1/4
BMT55-4525M	25mm
BMT55-4532M	32mm

# BMT 55 BORING BAR HOLDER



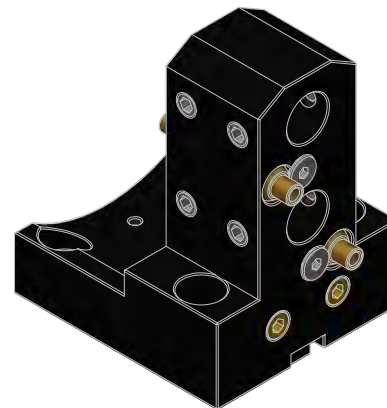
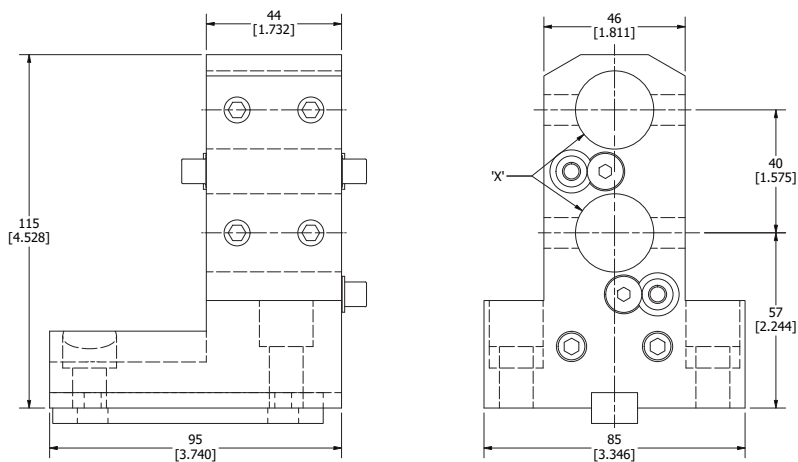
PART NUMBER	DIMENSION 'X'	DIMENSION 'Y'
BMT55-8420	3/4	3.937
BMT55-8425	1.000	3.937
BMT55-8432	1 1/4	3.937
BMT55-8435	1 1/2	3.937
BMT55-8436	2.000	4.134
BMT55-8420M	20mm	100.0
BMT55-8425M	25mm	100.0
BMT55-8432M	32mm	100.0
BMT55-8435M	40mm	100.0
BMT55-8436M	50mm	105.0

# BMT 55 BORING BAR HOLDER 100MM CENTERLINE



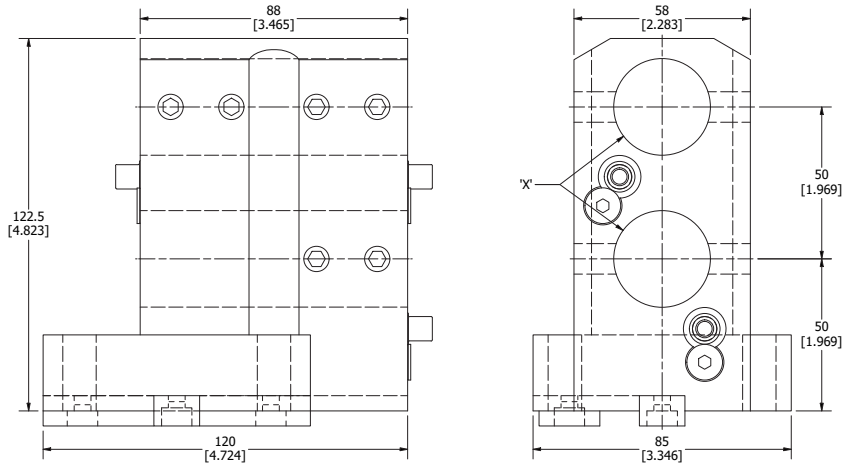
PART NUMBER	DIMENSION 'X'
BMT55-8425x100CL	1.000
BMT55-8432x100CL	1 1/4
BMT55-8435x100CL	1 1/2
BMT55-8425Mx100CL	25mm
BMT55-8432Mx100CL	32mm
BMT55-8435Mx100CL	40mm

# BMT 55 DOUBLE BORING BAR HOLDER




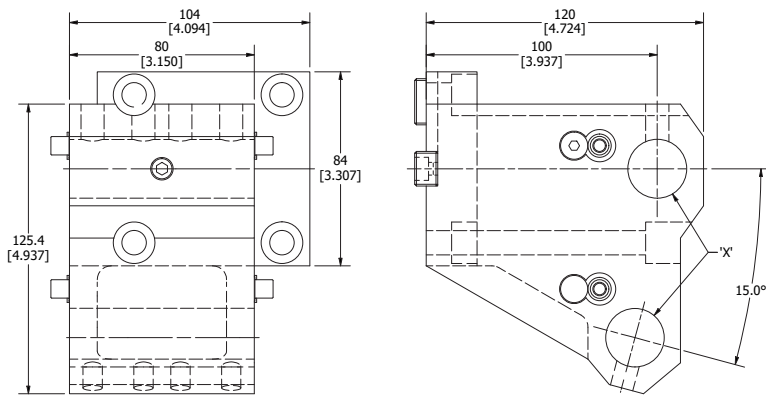
PART NUMBER	DIMENSION 'X'
BMT55-8425 DBL50100	1.000
BMT55-8432 DBL50100	1 1/4
BMT55-8425M DBL50100	25mm
BMT55-8432M DBL50100	32mm

# BMT 55 DOUBLE BORING BAR HOLDER 50MM X 100MM CENTERLINE



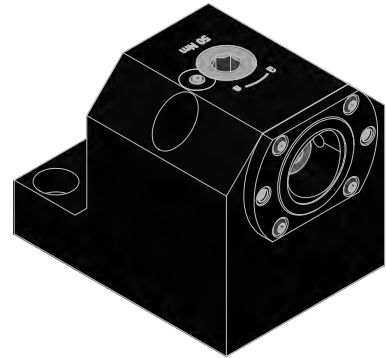
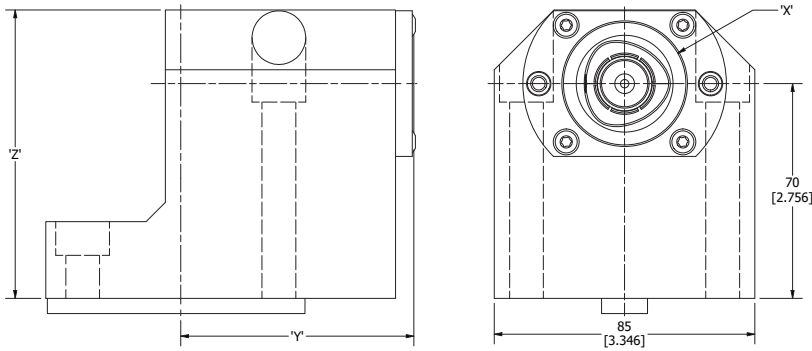
PART NUMBER	DIMENSION 'X'
BMT55-8425 DBL50100	1.000
BMT55-8432 DBL50100	1 1/4
BMT55-8425M DBL50100	25mm
BMT55-8432M DBL50100	32mm

# BMT 55 DOUBLE OFFSET ID HOLDER



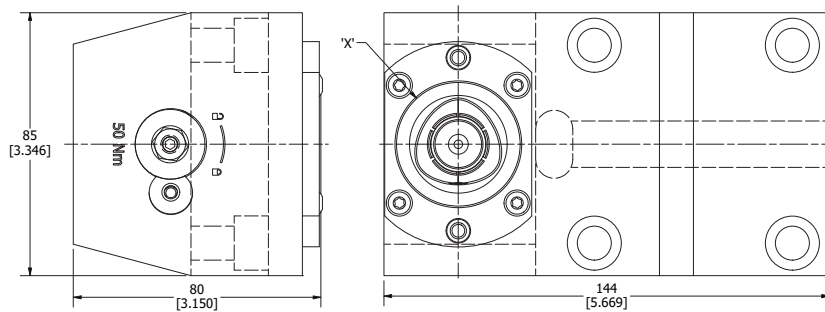
PART NUMBER	DIMENSION 'X'
BMT55-8425 DBLOS	1.000
BMT55-8425M DBLOS	25mm

## BMT 55 CAPTO ID HOLDER



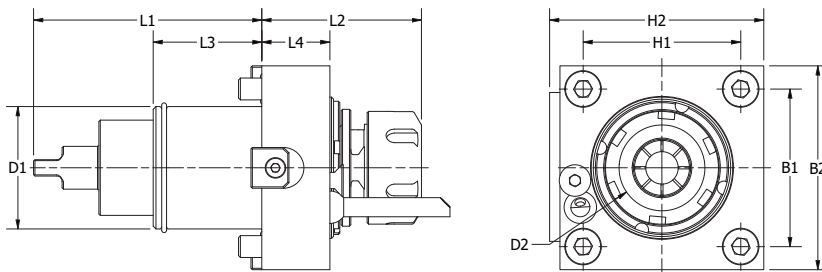
PART NUMBER	TOOL CLAMPING	DIMENSION 'X'	DIMENSION 'Y'	DIMENSION 'Z'
BMT55-C4ID	C4	40mm	76mm	94mm
BMT55-C5ID	C5	50mm	68mm	102mm

## BMT 55 CAPTO OD HOLDER



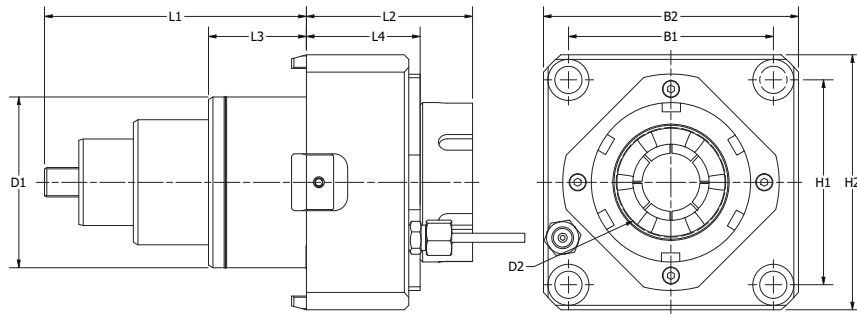
PART NUMBER	TOOL CLAMPING	DIMENSION 'X'
BMT55-C4OD	C4	40mm

## BMT 55 STRAIGHT DRILL-MILLING LIVE TOOL EXTERNAL NUT



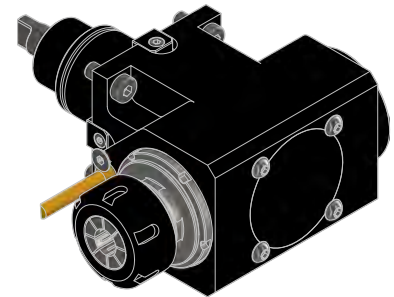
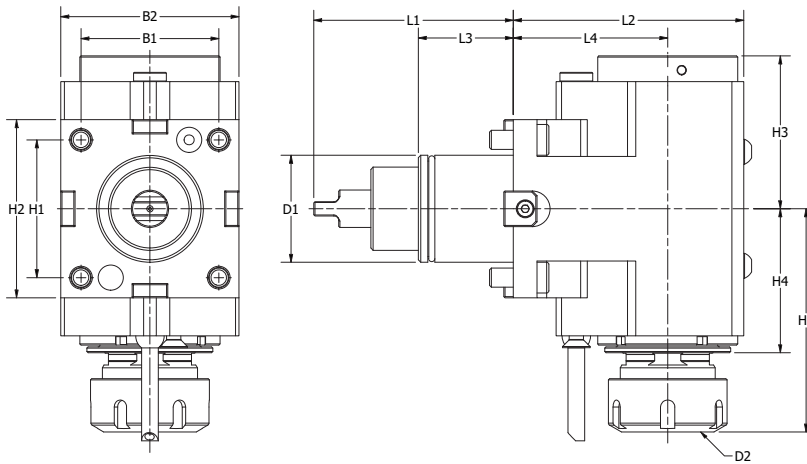
NAME	COOLANT	D1	D2	H1	H2	B1	B2	L1	L2	L3	L4	N2 MAX	N1:N2	NM
BMT55-ER25-SLT	Ext.	55	2-16 ER25	64	85	64	87	104	30	29	70.1	6000	1:1	50
BMT55-ER25-SLT INT	Internal/External - 20 bar	55	2-16 ER25	64	85	64	87	104	30	29	70.1	6000	1:1	50
BMT55-ER32-SLT	Ext.	55	2-20 ER32	64	85	64	87	104	30	29	73.1	6000	1:1	50
BMT55-ER32-SLT INT	Internal/External - 20 bar	55	2-20 ER32	64	85	64	87	104	30	29	73.1	6000	1:1	50

# BMT 55 STRAIGHT DRILL-MILLING LIVE TOOL INTERNAL NUT




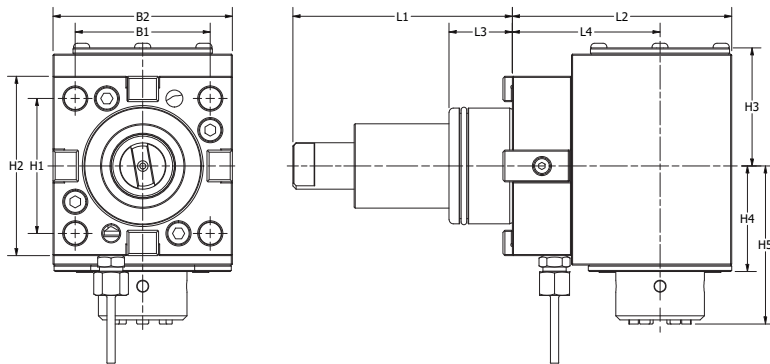
NAME	COOLANT	D1	D2	H1	H2	B1	B2	L1	L2	L3	L4	N2 MAX	N1:N2	NM
BMT55-ER25-SLT-ITH	Ext.	55	2-16 ER25	64	85	64	85	104	60	30	29	6000	1:1	50

# BMT 55 RIGHT ANGLE DRILL-MILLING LIVE TOOL EXTERNAL NUT




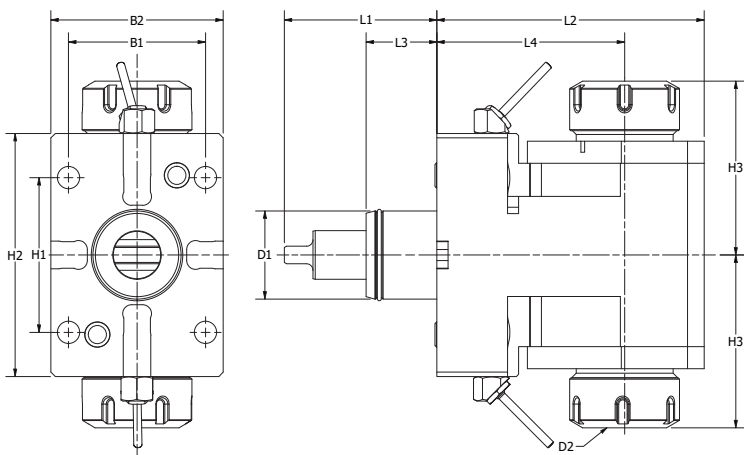
PART NUMBER	COOLANT	D1	D2	H1	H2	H3	H4	H5	B1	B2	L1	L2	L3	L4	N2 MAX	N1:N2	NM
BMT55-ER25-RA-70CL	Ext.	55	2-16 ER25	64	98	57	68	97.6	64	85	104	106.5	30	70	6000	1:1	50
BMT55-ER25-RA-70CL INT	Internal/External - 20 bar	55	2-16 ER25	64	98	57	68	97.6	64	85	104	106.5	30	70	6000	1:1	50
BMT55-ER32-RA-70CL	Ext.	55	2-20 ER32	64	98	57	68	100.6	64	85	104	106.5	30	70	6000	1:1	50
BMT55-ER32-RA-70CL INT	Internal/External - 20 bar	55	2-20 ER32	64	98	57	68	100.6	64	85	104	106.5	30	70	6000	1:1	50
BMT55-ER25-RA-85CL	Ext.	55	2-16 ER25	64	98	57	68	97.6	64	85	104	121.5	30	85	6000	1:1	50
BMT55-ER25-RA-85CL INT	Internal/External - 20 bar	55	2-16 ER25	64	98	57	68	97.6	64	85	104	121.5	30	85	6000	1:1	50
BMT55-ER32-RA-85CL	Ext.	55	2-20 ER32	64	98	57	68	100.6	64	85	104	121.5	30	85	6000	1:1	50
BMT55-ER32-RA-85CL INT	Internal/External - 20 bar	55	2-20 ER32	64	98	57	68	100.6	64	85	104	121.5	30	85	6000	1:1	50

# BMT 55 RIGHT ANGLE DRILL-MILLING LIVE TOOL INTERNAL NUT



PART NUMBER	COOLANT	D1	D2	H1	H2	H3	H4	H5	B1	B2	L1	L2	L3	L4	N2 MAX	N1:N2	NM
BMT55-ER25-RA-70CL-ITH	Ext.	55	2-16 ER25	64	85	56	50	75	64	85	104	104	30	70	6000	1:1	50

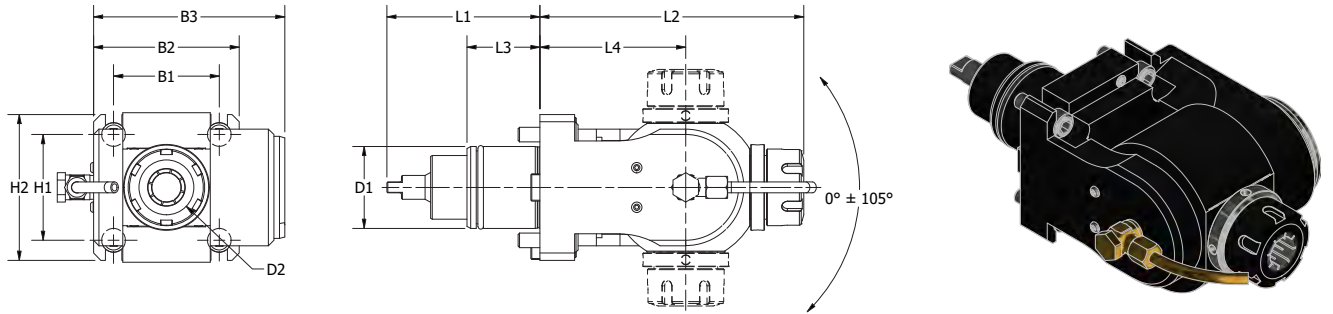
# BMT 55 DOUBLE RIGHT ANGLE DRILL-MILLING LIVE TOOL



PART NUMBER	COOLANT	D1	D2	H1	H2	H3	B1	B2	L1	L2	L3	L4	N2 MAX	N1:N2	NM
BMT55-ER25-RA2-60CL	Ext.	55	2-16 ER25	64	85	83	64	85	104	90	30	60	8000	1:1	40
BMT55-ER25-RA2-70CL	Ext.	55	2-16 ER25	64	85	83	64	85	104	100	30	70	8000	1:1	40
BMT55-ER25-RA2-85CL	Ext.	55	2-16 ER25	64	85	83	64	85	104	115	30	85	8000	1:1	40
BMT55-ER25-RA2-100CL	Ext.	55	2-16 ER25	64	85	83	64	85	104	130	30	100	8000	1:1	40



# BMT 55 ADJUSTABLE ANGLE LIVE TOOL



PART NUMBER	COOLANT	D1	D2	H1	H2	B1	B2	B3	L1	L2	L3	L4	N2 MAX	N1:N2	NM
BMT55-ER25-ADJ90	Ext.	55	2-16 ER25	64	85	64	85	101.5	104	144	30	80	6000	1:1	16
BMT55-ER25-ADJ90 INT	Internal/External - 20 bar	55	2-16 ER25	64	85	64	85	101.5	104	144	30	80	6000	1:1	16

# BMT 65 MACHINE CONNECTIONS



Accuway	UT-300 M/SM (BMT65)
Accuway	UT-300 Y (BMT65)
Accuway	UZ-2000 T2Y (BMT65)



DMC	DMC DL 35-40 M
-----	----------------



Doosan	Puma GT3100 M
Doosan	Puma 2100,2600(II) M/MS/Y/SY (BMT65)
Doosan	Puma 3100 M/Y
Doosan	Puma SMX2600, 3100 ST
Doosan	Puma 300 M/MS
Doosan	Puma V400 M
Doosan	Puma VT450 M, VT450 M-2SP
Doosan	Puma TT2000, 2500 MS/SY



Diplomatic	DM-TR-20-DI2-380-BMT65/10
------------	---------------------------



Ecoca	MT-3/MT-4 MC/MCSY
-------	-------------------



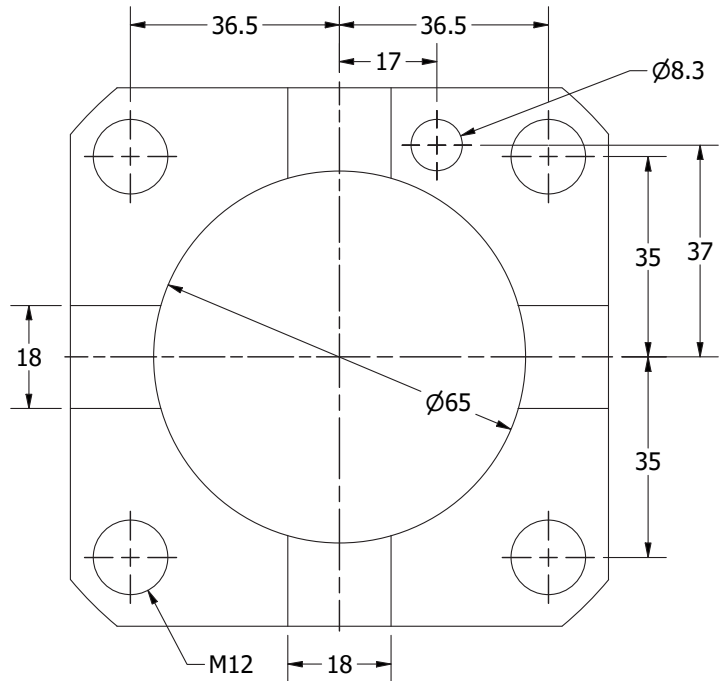
EMCO	Hyperturn 95/110 SMB/SM2Y (BMT65)
EMCO	Hyperturn 100 Powermill (BMT65)
EMCO	Maxxturn 110 (BMT65)



Focus CNC	FBL-300MC
-----------	-----------



Ganesh	ASL-15 MY (BMT65)
Ganesh	ASL-78/105 TTMV (BMT65)



Goodway	GLS-2800-3300 M/Y/MS/YS
Goodway	GMS-2000 ST (15 station turret)
Goodway	GMT-2000
Goodway	GS-2000 - 3300 M/Y/MS/YS (16 station turret)
Goodway	GTH-2000, 2600 M
Goodway	GTX/GTZ-2000, 2600 M/Y (12 station turret)



Haas	ST-20/25/28/30/35, DS-30 (12/24St. BMT65)
------	---




Hardinge	Elite 65 M Ultra
----------	------------------



Headman	Hi6000M
Headman	T65 M/MS

More continued on next page ...

## BMT 65 Machine Connections *(Continued)*



HURCO	TMX 8, TMX10 MY/MYS (BMT65)
-------	-----------------------------



Hwacheon	240 MC/SMC
Hwacheon	Hi-Tech 200 MC
Hwacheon	Hi-Tech 230 MC/YMC
Hwacheon	Hi-Tech 230 SMC/YSMC
Hwacheon	Hi-Tech 350, 450 MC/SMC/YMC/YSMC
Hwacheon	VT 450 MC (BMT65)



Hyundai WIA	L300MA/MC/LMA/LMC/MSA/MS/MSA
Hyundai WIA	L2000, 2600, 3000Y/LY/SY/LSY
Hyundai WIA	HD2600, 3100M/Y/YA/SY/SYA (BMT65)
Hyundai WIA	LV450RM/LM
Hyundai WIA	SKT200, 250TTM/MS/SY
Hyundai WIA	SKT250, 300M/MS
Hyundai WIA	L2100Y/SY



Johnford	SL-60, 65 (BMT65)
----------	-------------------



LEADWELL	LTC-25iM (BMT65)
----------	------------------



LMW	LR30TML7
-----	----------



ROMI	GL 350M/Y/S
------	-------------



SMART	NL 2500, 3000 M/BM
-------	--------------------



SMEC	SL 2500, 3000M/Y/SY, PL 2000, 2500Y/SY
SMEC	SL 3500M/Y, PL 20-35M, 2000-2500MS
SMEC	SLV 500M



Spinner	TC 800 SMCY (BMT65)
---------	---------------------



Takisawa Taiwan	LA-250 YS II T15 (BMT65)
Takisawa Taiwan	NEX-110Y (BMT65)



Tongtai	TD-2000, 2500Y (12ST, BMT65)
Tongtai	TMT 2000 (BMT65, turret 2)
Tongtai	TNL-120T
Tongtai	TNL-120T




Victor	VTurn-A26SCM, YSCM
Victor	VTurn-S26CM




WELE	HL-200YS
------	----------


# BMT 65




**OD TURNING HOLDER**.....pg 130



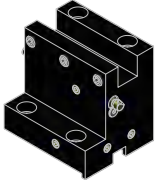
**DOUBLE OD TURNING HOLDER**.....pg 130



**FOUR POSITION OD TURNING HOLDER**.....pg 130



**DOUBLE OFFSET OD TURNING HOLDER**.....pg 131




**OD FACING HOLDER**.....pg 131



**BORING BAR HOLDER**.....pg 132



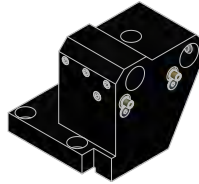
**BORING BAR HOLDER 72MM CENTERLINE**.....pg 132




**SPLIT BORING BAR HOLDER**.....pg 133



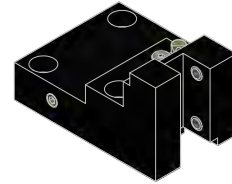
**DOUBLE BORING BAR HOLDER**.....pg 133




**DOUBLE OFFSET BORING BAR HOLDER**.....pg 134




**TRIPLE OFFSET BORING BAR HOLDER**.....pg 134



**CUT OFF HOLDER**.....pg 134




**CUT OFF BLADE HOLDER**.....pg 135




**CAPTO ID HOLDER**.....pg 135




**CAPTO ID HOLDER 72MM CENTERLINE**.....pg 135



**CAPTO ID HOLDER SUB-SPINDLE**.....pg 136



**CAPTO OD HOLDER**.....pg 136



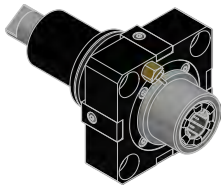
**DOUBLE CAPTO OD HOLDER**.....pg 136



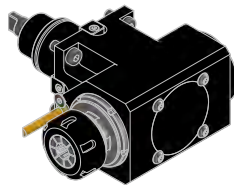
**CAPTO OD HOLDER SHORT**.....pg 137




**STRAIGHT DRILL-MILLING LIVE TOOL EXTERNAL NUT**.....pg 137




**STRAIGHT DRILL-MILLING LIVE TOOL INTERNAL NUT**.....pg 137




**RIGHT ANGLE DRILL-MILLING LIVE TOOL EXTERNAL NUT**.....pg 138



**RIGHT ANGLE DRILL-MILLING LIVE TOOL INTERNAL NUT**.....pg 138


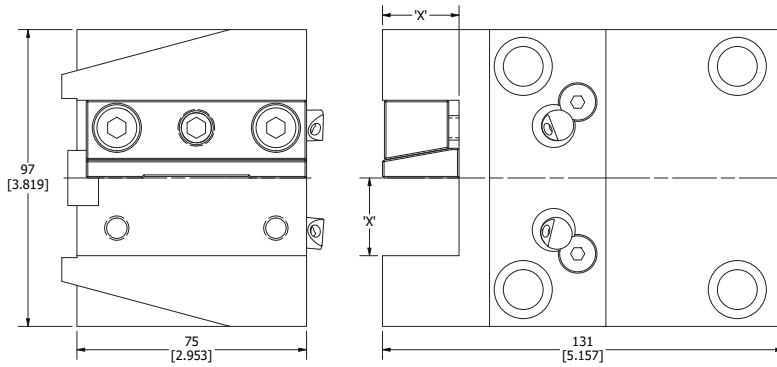


**DOUBLE RIGHT ANGLE DRILL-MILLING LIVE TOOL**.....pg 139




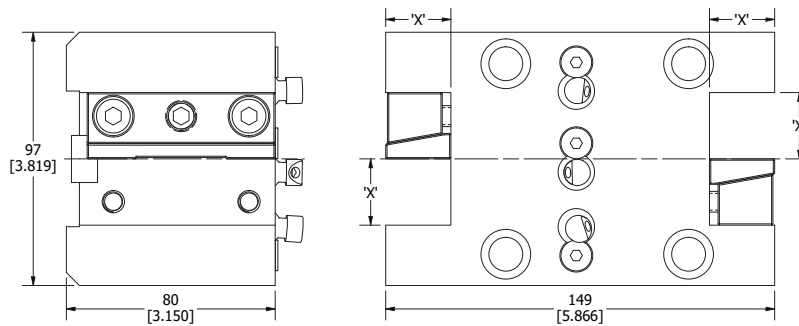
**ADJUSTABLE ANGLE LIVE TOOL**.....pg 139

## BMT 65 OD TURNING HOLDER




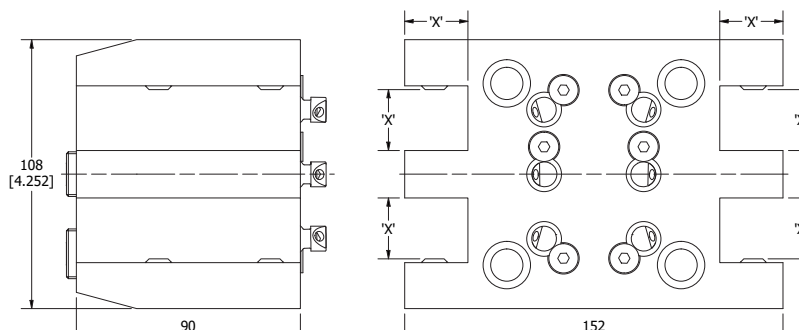
PART NUMBER	DIMENSION 'X'
BMT65-8311	1.000
BMT65-8311M	25mm

## BMT 65 DOUBLE OD TURNING HOLDER



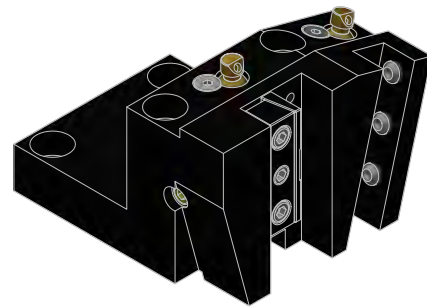
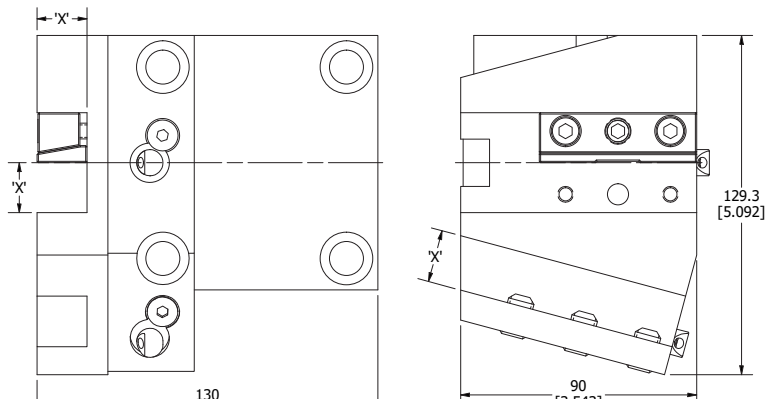
PART NUMBER	DIMENSION 'X'
BMT65-8311 DBL	1.000
BMT65-8311M DBL	25mm

## BMT 65 FOUR POSITION OD TURNING HOLDER



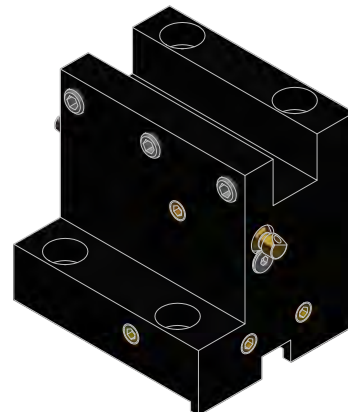
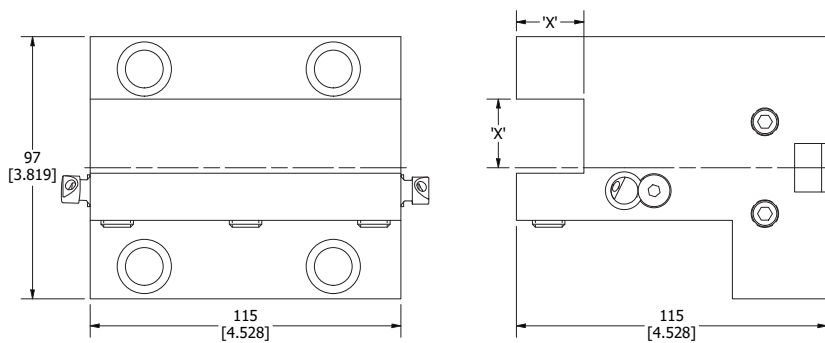
PART NUMBER	DIMENSION 'X'
BMT65-8311 DBL4P	1.000
BMT65-8311M DBL4P	25mm

# BMT 65 DOUBLE OFFSET OD TURNING HOLDER



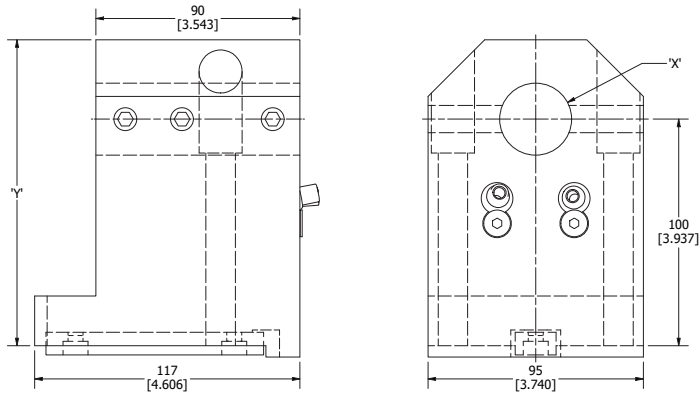
PART NUMBER	DIMENSION 'X'
BMT65-8311A DBLOS	3/4
BMT65-8311MA DBLOS	20mm

# BMT 65 OD FACING HOLDER



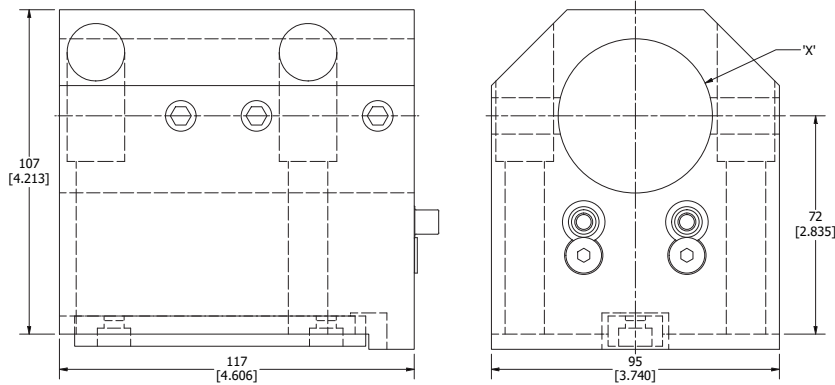
PART NUMBER	DIMENSION 'X'
BMT65-8411	1.000
BMT65-8411M	25mm

# BMT 65 BORING BAR HOLDER




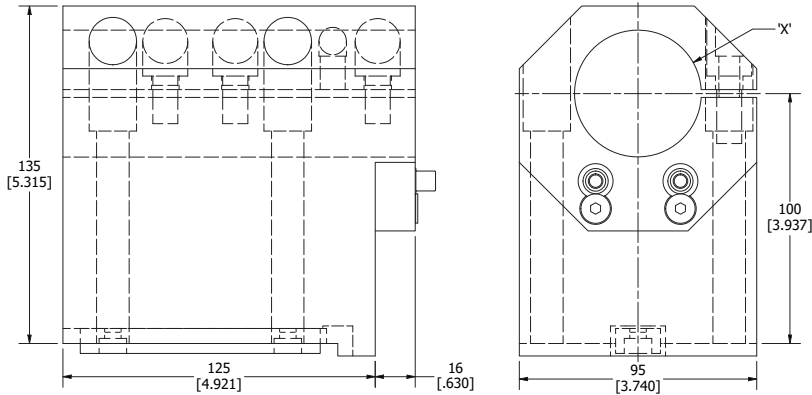
PART NUMBER	DIMENSION 'X'	DIMENSION 'Y'
BMT65-8425	1.000	5.315
BMT65-8432	1 1/4	5.315
BMT65-8435	1 1/2	5.315
BMT65-8445	1 3/4	5.315
BMT65-8436	2.000	5.315
BMT65-8437	2 1/2	5.591
BMT65-8425M	25mm	135mm
BMT65-8432M	32mm	135mm
BMT65-8435M	40mm	135mm
BMT65-8445M	45mm	135mm
BMT65-8436M	50mm	135mm
BMT65-8437M	65mm	142mm

# BMT 65 BORING BAR HOLDER 72MM CENTERLINE



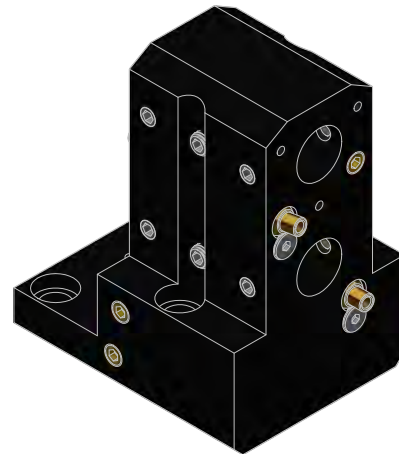
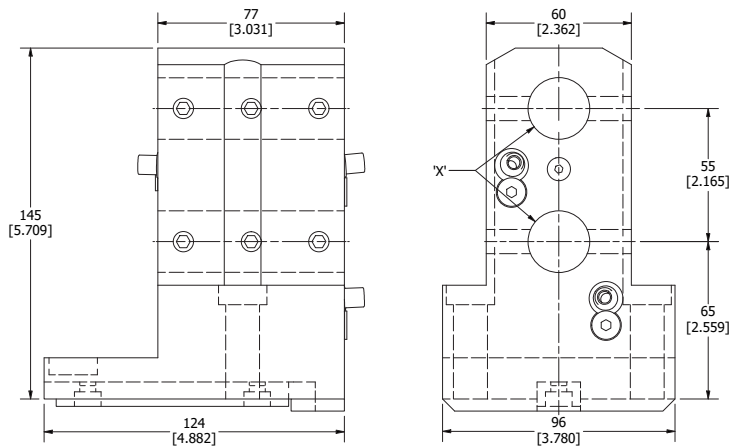
PART NUMBER	DIMENSION 'X'
BMT65-8435x72CL	1 1/2
BMT65-8436x72CL	2.000
BMT65-8435Mx72CL	40mm
BMT65-8436Mx72CL	50mm

## BMT 65 SPLIT BORING BAR HOLDER



PART NUMBER	DIMENSION 'X'
BMT65-8436 SPT	2.000
BMT65-8436M SPT	50mm

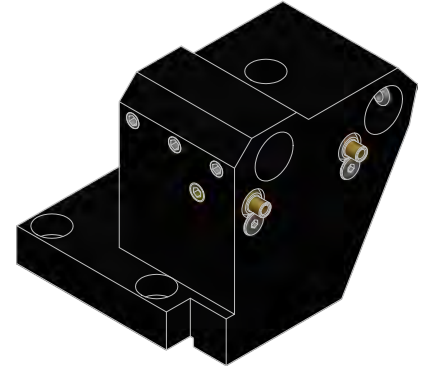
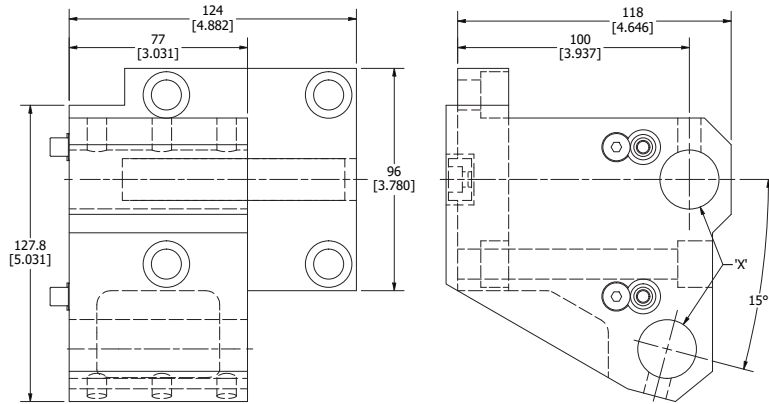
## BMT 65 DOUBLE BORING BAR HOLDER



PART NUMBER	DIMENSION 'X'
BMT65-8425 DBL	1.000
BMT65-8432 DBL	1 1/4
BMT65-8425M DBL	25mm
BMT65-8432M DBL	32mm

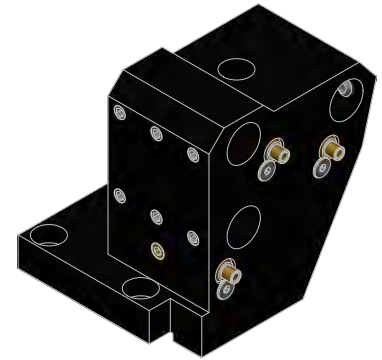
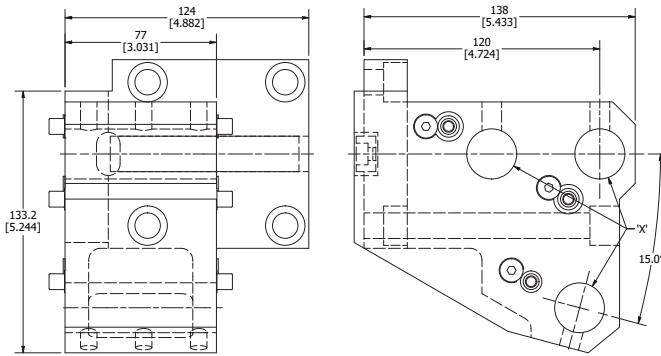


## BMT 65 DOUBLE OFFSET BORING BAR HOLDER




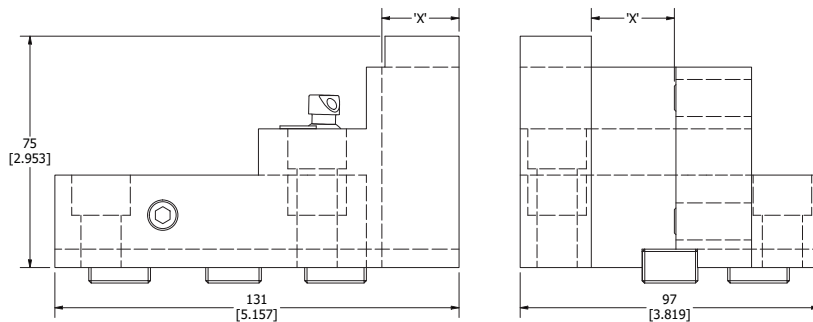
PART NUMBER	DIMENSION 'X'
BMT65-8425 DBLOS	1.000
BMT65-8425M DBLOS	25mm

## BMT 65 TRIPLE OFFSET BORING BAR HOLDER




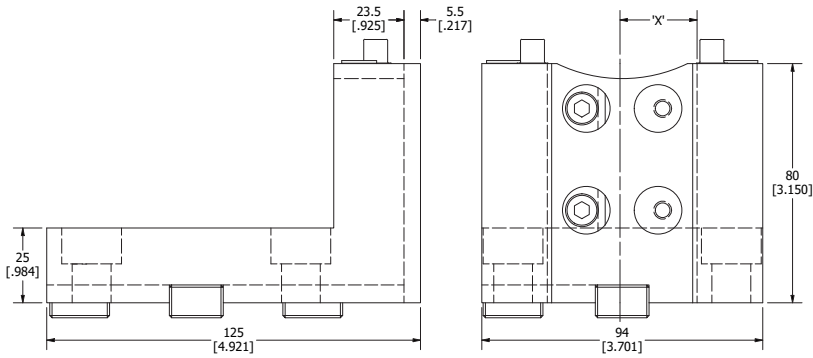
PART NUMBER	DIMENSION 'X'
BMT65-8425 TPL OS	1.000
BMT65-8425M TPL OS	25mm

## BMT 65 CUT OFF HOLDER



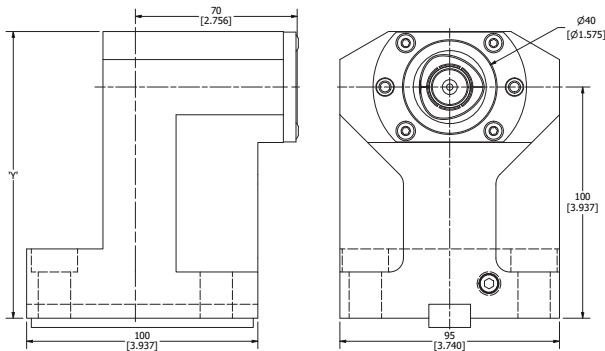
PART NUMBER	DIMENSION 'X'
BMT65-4625	1.000
BMT65-4632	1 1/4
BMT65-4625M	25mm
BMT65-4632M	32mm

# BMT 65 CUT OFF BLADE HOLDER



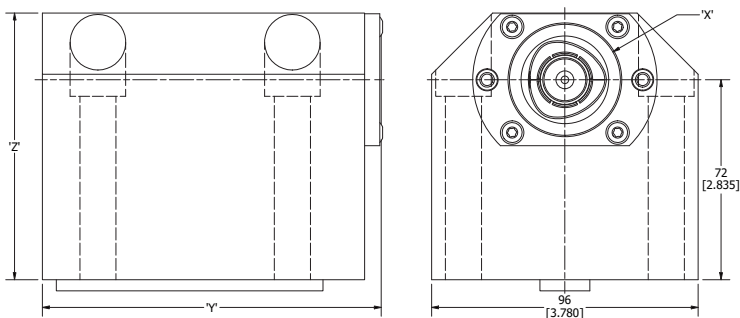
PART NUMBER	DIMENSION 'X'
BMT65-4525	1.000
BMT65-4532	1 1/4
BMT65-4525M	25mm
BMT65-4532M	32mm

# BMT 65 CAPTO ID HOLDER



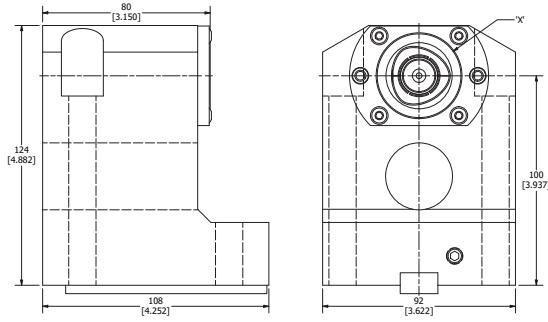
PART NUMBER	TOOL CLAMPING	DIMENSION 'X'	DIMENSION 'Y'
BMT65-C4ID	C4	40mm	124mm
BMT65-C5ID	C5	50mm	132mm
BMT65-C6ID	C6	63mm	142mm

# BMT 65 CAPTO ID HOLDER 72MM CENTERLINE




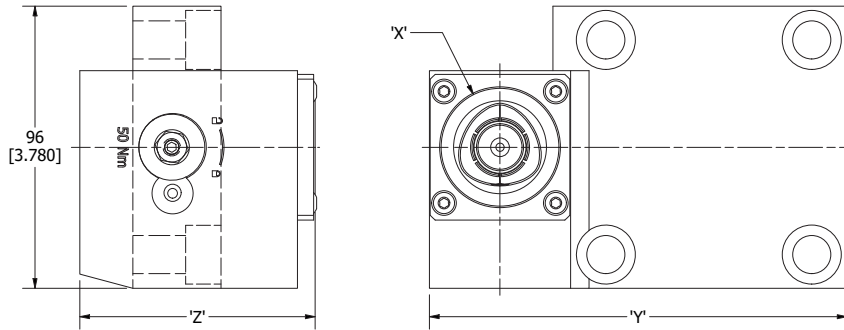
PART NUMBER	TOOL CLAMPING	DIMENSION 'X'	DIMENSION 'Y'	DIMENSION 'Z'
BMT65-C4IDX72CL	C4	40mm	122mm	96mm
BMT65-C5IDX72CL	C5	50mm	125mm	104mm

## BMT 65 CAPTO ID HOLDER SUB-SPINDLE



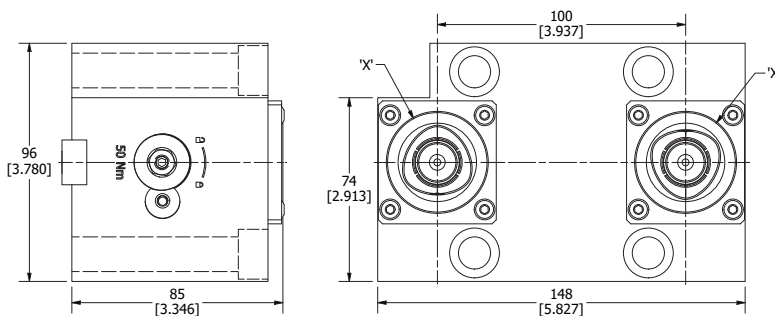
PART NUMBER	TOOL CLAMPING	DIMENSION 'X'
BMT65-C4ID SS	C4	40mm

## BMT 65 CAPTO OD HOLDER



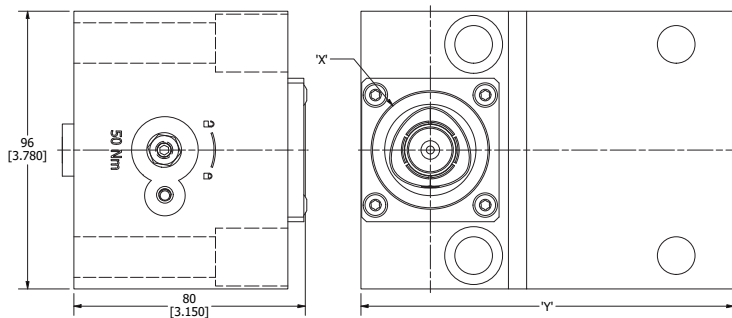
PART NUMBER	TOOL CLAMPING	DIMENSION 'X'	DIMENSION 'Y'	DIMENSION 'Z'
BMT65-C4OD	C4	40mm	142mm	80mm
BMT65-C5OD	C5	50mm	175mm	90mm

## BMT 65 DOUBLE CAPTO OD HOLDER



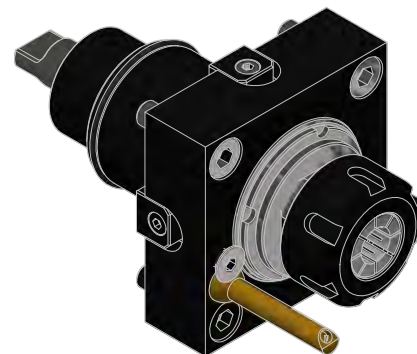
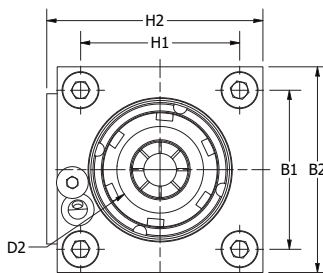
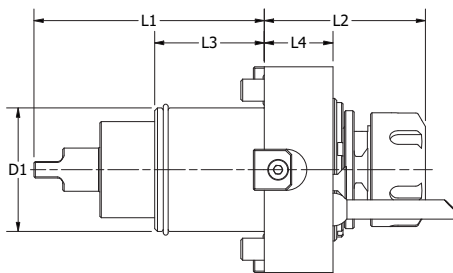
PART NUMBER	TOOL CLAMPING	DIMENSION 'X'
BMT65-C4OD DBL	C4	40mm

## BMT 65 CAPTO OD HOLDER SHORT



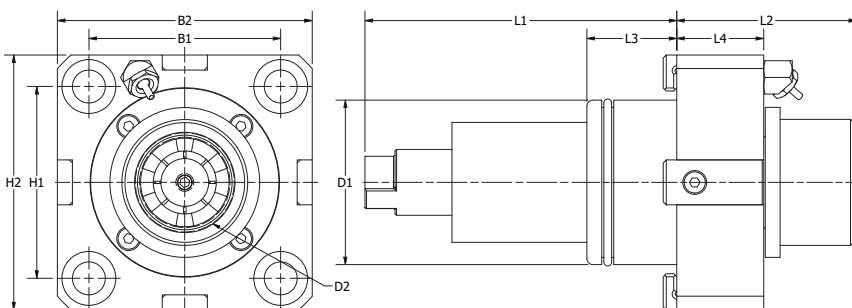
PART NUMBER	TOOL CLAMPING	DIMENSION 'X'	DIMENSION 'Y'
BMT65-C4OD ET	C4	40mm	129mm

## BMT 65 STRAIGHT DRILL-MILLING LIVE TOOL EXTERNAL NUT



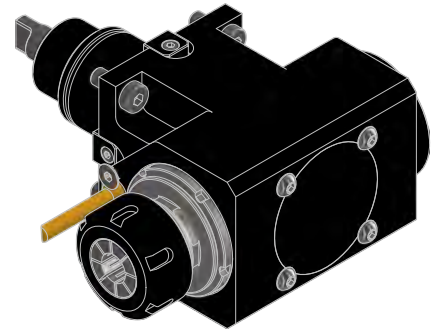
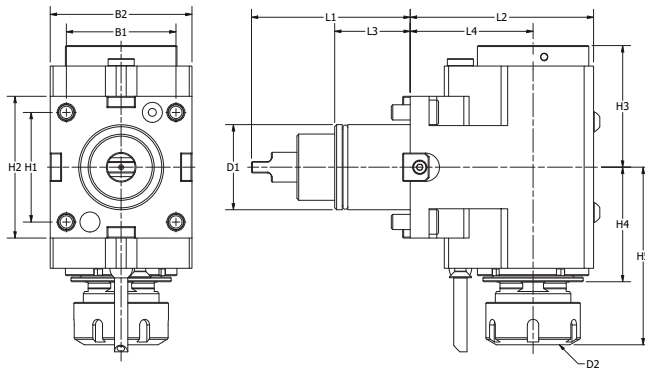
NAME	COOLANT	D1	D2	H1	H2	B1	B2	L1	L2	L3	L4	N2 MAX	N1:N2	NM
BMT65-ER32-SLT	Ext.	65	2-20 ER32	70	95	73	95	112	76.3	32	43.7	6000	1:1	70
BMT65-ER32-SLT INT	Internal/External - 20 bar	65	2-20 ER32	70	95	73	95	112	76.3	32	43.7	6000	1:1	70

## BMT 65 STRAIGHT DRILL-MILLING LIVE TOOL INTERNAL NUT




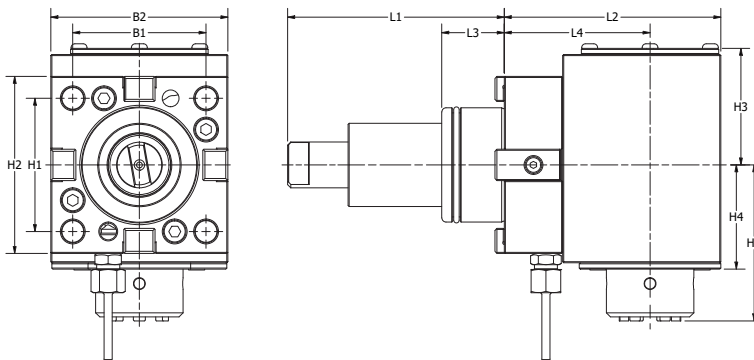
NAME	COOLANT	D1	D2	H1	H2	B1	B2	L1	L2	L3	L4	N2 MAX	N1:N2	NM
BMT65-ER32-SLT ITH	Ext.	65	2-20 ER32	70	95	73	95	112	64	32	42.5	6000	1:1	70

# BMT 65 RIGHT ANGLE DRILL-MILLING LIVE TOOL EXTERNAL NUT



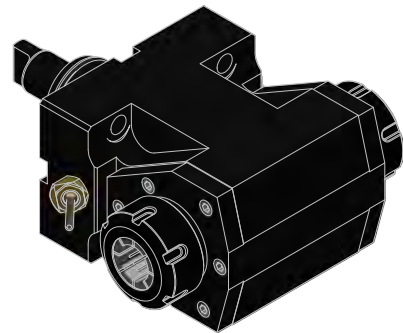
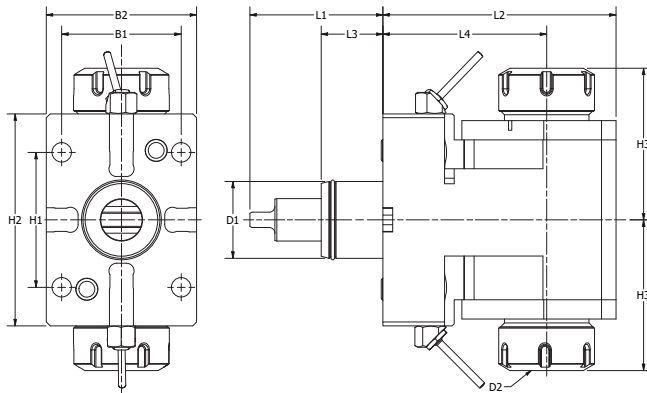
PART NUMBER	COOLANT	D1	D2	H1	H2	H3	H4	H5	B1	B2	L1	L2	L3	L4	N2 MAX	N1:N2	NM
BMT65-ER32-RA-72CL	Ext.	65	2-20 ER32	70	100	59	78.7	111.3	73	94	112	110	32	72	6000	1:1	70
BMT65-ER32-RA-100CL	Ext.	65	2-20 ER32	70	100	59	78.7	111.3	73	94	112	138	32	100	6000	1:1	70
BMT65-ER32-RA-72CL INT	Internal/External - 20 bar	65	2-20 ER32	70	100	59	78.7	111.3	73	94	112	110	32	72	6000	1:1	70
BMT65-ER32-RA-100CL INT	Internal/External - 20 bar	65	2-20 ER32	70	100	59	78.7	111.3	73	94	112	138	32	100	6000	1:1	70

# BMT 65 RIGHT ANGLE DRILL-MILLING LIVE TOOL INTERNAL NUT




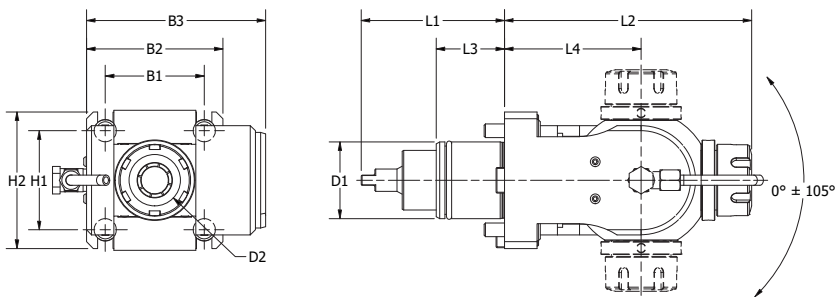
PART NUMBER	COOLANT	D1	D2	H1	H2	H3	H4	H5	B1	B2	L1	L2	L3	L4	N2 MAX	N1:N2	NM
BMT65-ER32-RA-72CL-ITH	Ext.	65	2-20 ER32	70	94	59	70.5	100	73	94	112	112	32	72	6000	1:1	70
BMT65-ER32-RA-100CL-ITH	Ext.	65	2-20 ER32	70	94	59	70.5	92	73	94	112	140	32	100	6000	1:1	70

# BMT 65 DOUBLE RIGHT ANGLE DRILL-MILLING LIVE TOOL



PART NUMBER	COOLANT	D1	D2	H1	H2	H3	B1	B2	L1	L2	L3	L4	N2 MAX	N1:N2	NM
BMT65-ER32-RA2-72CL	Ext.	65	2-20 ER32	70	94	93	73	94	112	104	32	72	6000	1:1	70
BMT65-ER32-RA2-100CL	Ext.	65	2-20 ER32	70	94	93	73	94	112	132	32	100	6000	1:1	70

# BMT 65 ADJUSTABLE ANGLE LIVE TOOL



PART NUMBER	COOLANT	D1	D2	H1	H2	B1	B2	B3	L1	L2	L3	L4	N2 MAX	N1:N2	NM
BMT65-ER25-ADJ90	Ext.	65	2-16 ER25	70	94	73	94	106	112	144	32	80	6000	1:1	16
BMT65-ER25-ADJ90 INT	Internal/External - 20 bar	65	2-16 ER25	70	94	73	94	106	112	144	32	80	6000	1:1	16

# BMT 75 MACHINE CONNECTIONS



Doosan	Puma 400, 480 M/LM
Doosan	Puma 4100, 5100 M/LM/LY
Doosan	Puma V550, 8300 M
Doosan	Puma V550, 8300 M (ATC)
Doosan	Puma VT750 M, M-2SP



Diplomatic	DM-TR-25-D12-430-BMT75/10
------------	---------------------------



Focus CNC	FBL-460MC
-----------	-----------



Ganesh	ASL-15 MY (BMT65)
Ganesh	ASL-78/105 TTM Y (BMT65)



Hyundai WIA	LV500, 8500RM/LM
Hyundai WIA	LV800RM/LM / SKT-V80RM/LM



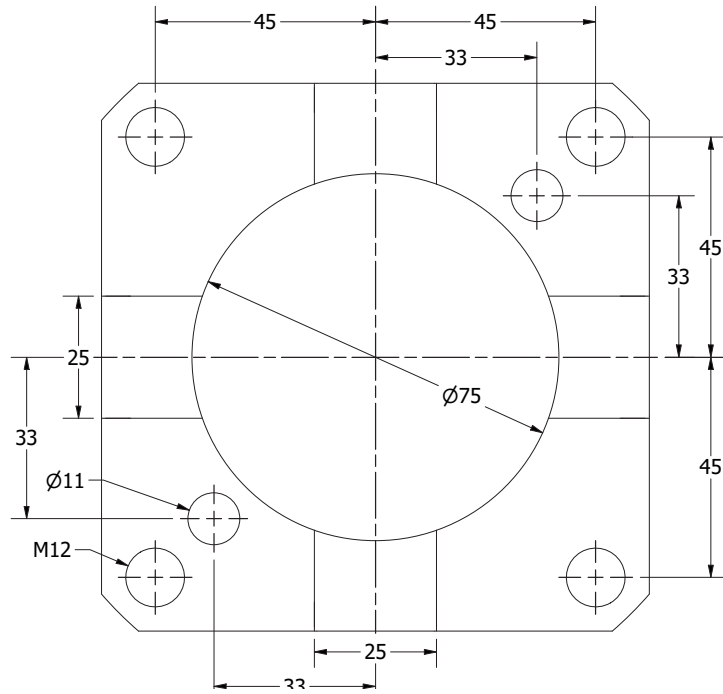
ROMI	GL 350M/Y/S
------	-------------



SMEC	SLV 800M, PL 800VM
------	--------------------




Victor	VTurn-A26SCM, YSCM
Victor	VTurn-S26CM






# BMT 75



**OD TURNING HOLDER** .....pg 144



**OD FACING HOLDER**.....pg 144



**BORING BAR HOLDER** .....pg 145



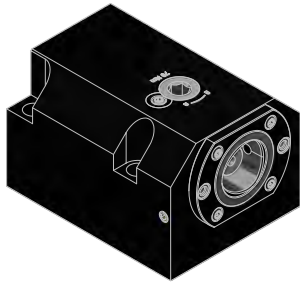
**BORING BAR HOLDER  
90MM CENTERLINE**.....pg 145




**SPLIT BORING BAR HOLDER** ...pg 146



**SPLIT BORING BAR HOLDER  
90MM CENTERLINE**.....pg 146




**CAPTO ID HOLDER**.....pg 147



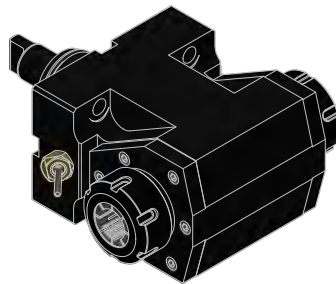
**CAPTO OD HOLDER**.....pg 147



**STRAIGHT DRILL-MILLING  
LIVE TOOL** .....pg 147



**RIGHT ANGLE DRILL-MILLING  
LIVE TOOL** .....pg 148




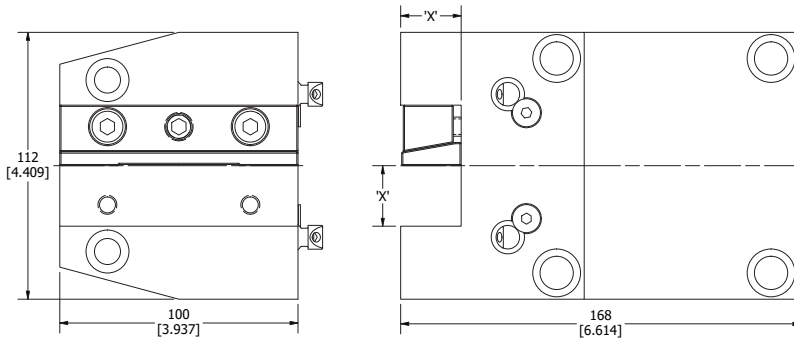
**DOUBLE RIGHT ANGLE  
DRILL-MILLING LIVE TOOL**.....pg 148



**ADJUSTABLE ANGLE  
LIVE TOOL**.....pg 148


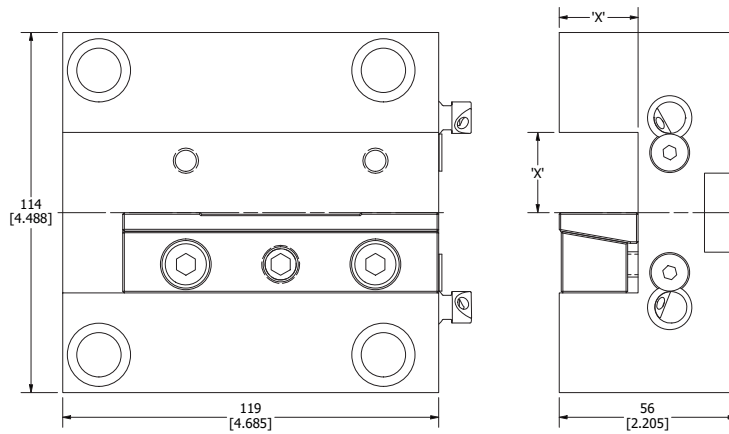


## BMT 75 OD TURNING HOLDER



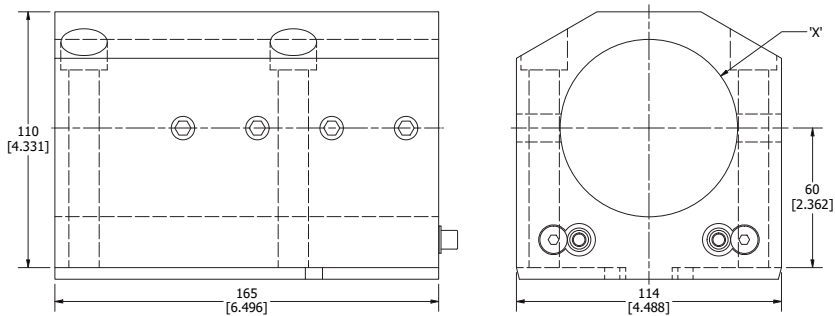
PART NUMBER	DIMENSION 'X'
BMT75-8311	1.000
BMT75-8311B	1 1/4
BMT75-8311M	25mm
BMT75-8311MB	32mm

## BMT 75 OD FACING HOLDER



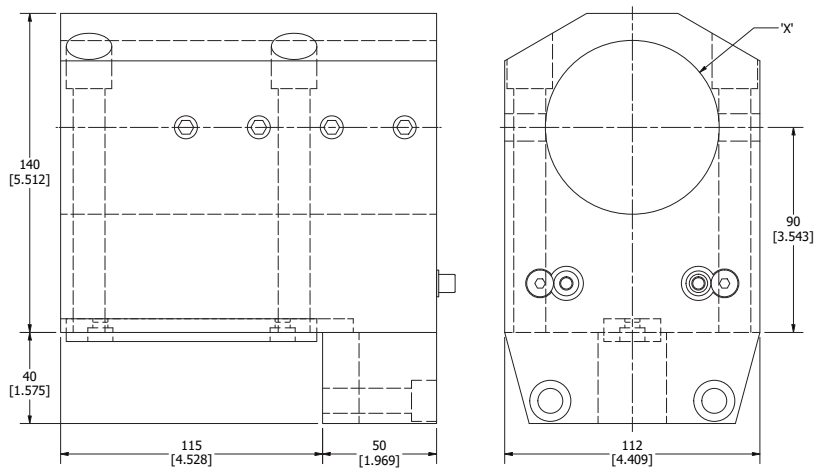
PART NUMBER	DIMENSION 'X'
BMT75-8411	1.000
BMT75-8411B	1 1/4
BMT75-8411M	25mm
BMT75-8411MB	32mm

# BMT 75 BORING BAR HOLDER



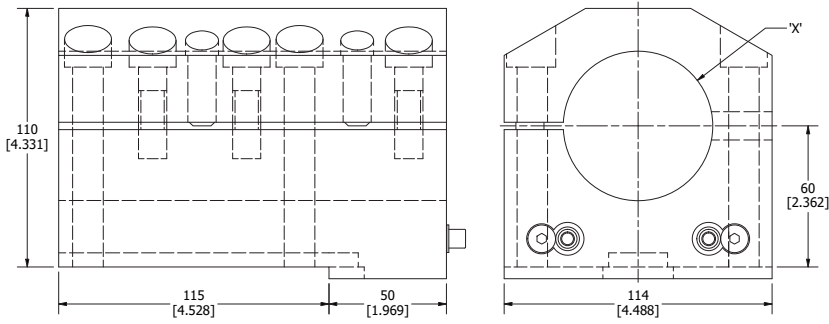
PART NUMBER	DIMENSION 'X'
BMT75-8436	2.000
BMT75-8437	2 1/2
BMT75-8475	3.000
BMT75-8436M	50mm
BMT75-8437M	65mm
BMT75-8480M	80mm

# BMT 75 BORING BAR HOLDER 90MM CENTERLINE



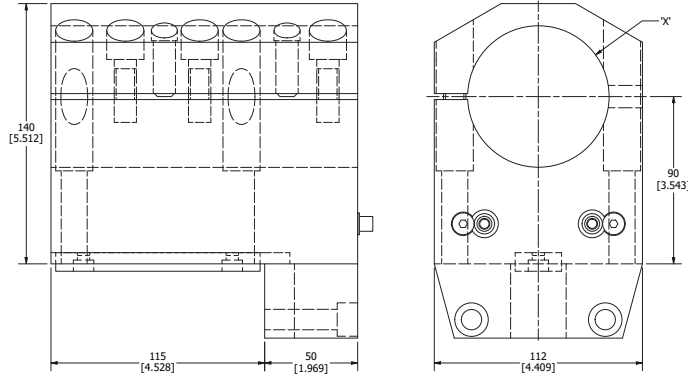
PART NUMBER	DIMENSION 'X'
BMT75-8436x90CL	2.000
BMT75-8437x90CL	2 1/2
BMT75-8475x90CL	3.000
BMT75-8436Mx90CL	50mm
BMT75-8437Mx90CL	65mm
BMT75-8480Mx90CL	80mm

# BMT 75 SPLIT BORING BAR HOLDER



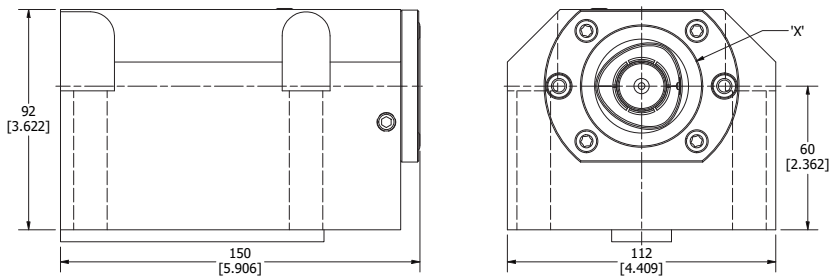
PART NUMBER	DIMENSION 'X'
BMT75-8436 SPT	2.000
BMT75-8437 SPT	2 1/2
BMT75-8475 SPT	3.000
BMT75-8436M SPT	50mm
BMT75-8437M SPT	65mm
BMT75-8480M SPT	80mm

# BMT 75 SPLIT BORING BAR HOLDER 90MM CENTERLINE




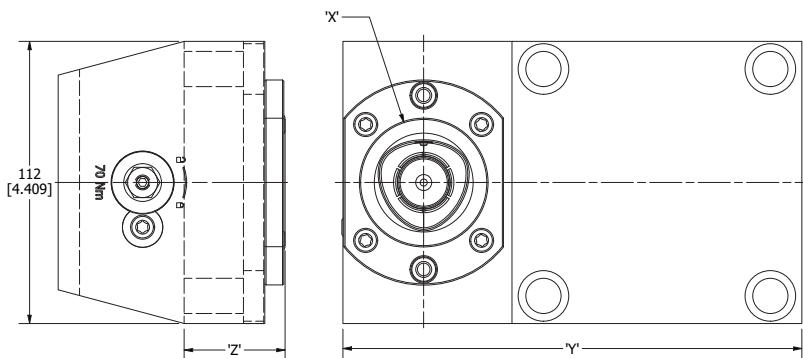
PART NUMBER	DIMENSION 'X'
BMT75-8436x90CL SPT	2.000
BMT75-8437x90CL SPT	2 1/2
BMT75-8475x90CL SPT	3.000
BMT75-8436Mx90CL SPT	50mm
BMT75-8437Mx90CL SPT	65mm
BMT75-8480Mx90CL SPT	80mm

## BMT 75 CAPTO ID HOLDER



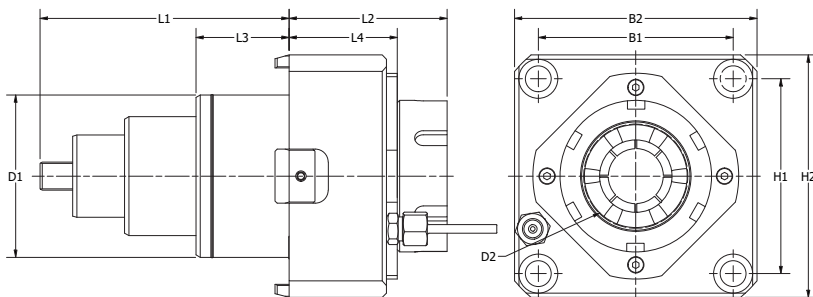
PART NUMBER	TOOL CLAMPING	DIMENSION 'X'	DIMENSION 'Y'
BMT75-C5ID	C5	50mm	92mm
BMT75-C6ID	C6	63mm	102mm

## BMT 75 CAPTO OD HOLDER




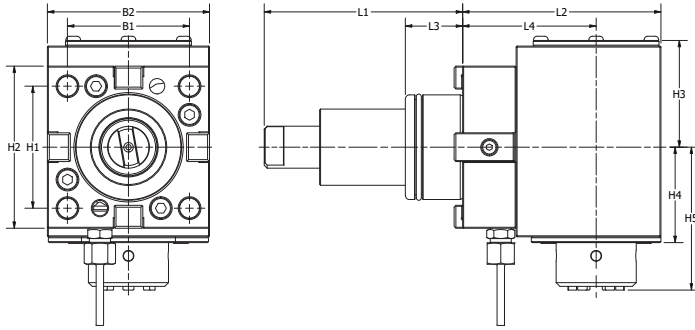
PART NUMBER	TOOL CLAMPING	DIMENSION 'X'	DIMENSION 'Y'	DIMENSION 'Z'
BMT75-C5OD	C5	50mm	182mm	40mm
BMT75-C6OD	C6	63mm	204mm	45mm

## BMT 75 STRAIGHT DRILL-MILLING LIVE TOOL



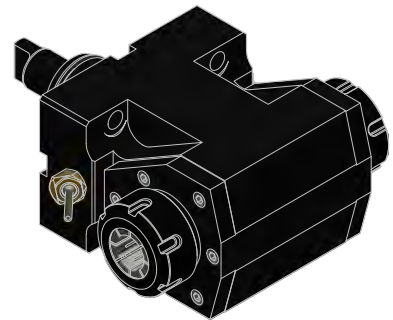
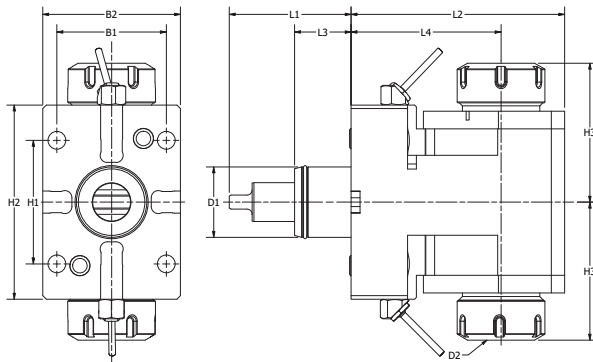
NAME	COOLANT	D1	D2	H1	H2	B1	B2	L1	L2	L3	L4	N2 MAX	N1:N2	NM
BMT75-ER40-SLT	Ext.	75	4-26 ER40	90	112	90	112	110	75	43	52.6	6000	1:1	50
BMT75-ER40-SLT INT	Internal	75	4-26 ER40	90	112	90	112	110	75	43	52.6	6000	1:1	50

## BMT 75 RIGHT ANGLE DRILL-MILLING LIVE TOOL



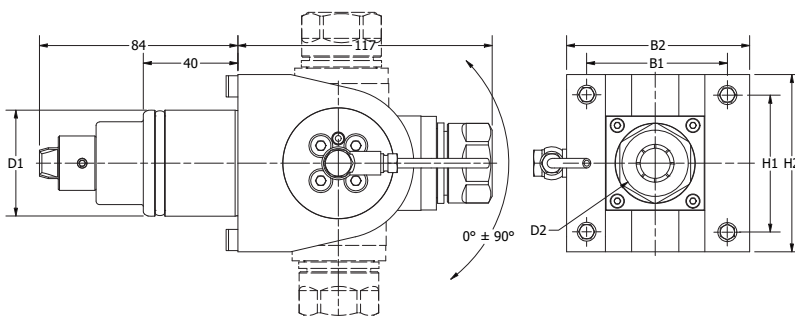
PART NUMBER	COOLANT	D1	D2	H1	H2	H3	H4	H5	B1	B2	L1	L2	L3	L4	N2 MAX	N1:N2	NM
BMT75-ER40-RA-60CL INT	Internal	75	4-26 ER40	90	112	74	80	112	90	112	110	107	43	60	6000	1:1	50
BMT75-ER32-RA-60CL	Ext.	75	4-26 ER40	90	112	74	80	112	90	112	110	107	43	60	6000	1:1	50

## BMT 75 DOUBLE RIGHT ANGLE DRILL-MILLING LIVE TOOL



PART NUMBER	COOLANT	D1	D2	H1	H2	H3	B1	B2	L1	L2	L3	L4	N2 MAX	N1:N2	NM
BMT65-ER32-RA2-60CL	Ext.	75	4-26 ER40	90	132	112	90	112	110	107	43	60	6000	1:1	100
BMT65-ER32-RA2-90CL	Ext.	75	4-26 ER40	90	132	112	90	112	110	137	43	90	6000	1:1	100
BMT65-ER32-RA2-110CL	Ext.	75	4-26 ER40	90	132	112	90	112	110	157	43	110	6000	1:1	100

## BMT 75 ADJUSTABLE ANGLE LIVE TOOL



PART NUMBER	COOLANT	D1	D2	H1	H2	B1	B2	L1	L2	L3	L4	N2 MAX	N1:N2	NM
BMT75-ER25-ADJ90-ITH	Ext.	75	1-16 ER25	90	112	90	112	110	140	43	75	6000	1:1	25

# BMT 85 Machine Connections



Baruffaldi	BMT85 TBMR/TBYR 320
------------	---------------------



Doosan	Puma 600, 700, 800 M/LM/LY
Doosan	Puma VT900 M, M-2SP, V9300 M



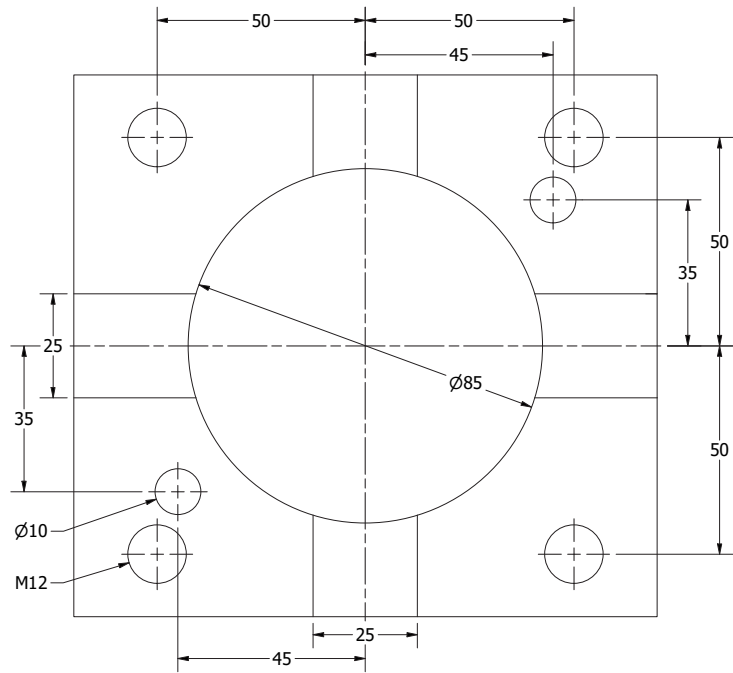
Diplomatic	SM-H-TR32-BMT85-520-S12-G90
------------	-----------------------------




EMCO	Maxxturn 200 (BMT85)
------	----------------------



Victor	VTurn-V1000 (CM)
--------	------------------



# BMT 85



**OD TURNING HOLDER**.....pg 152



**OD FACING HOLDER**.....pg 152




**BORING BAR HOLDER**.....pg 153




**SPLIT BORING BAR HOLDER**.....pg 153



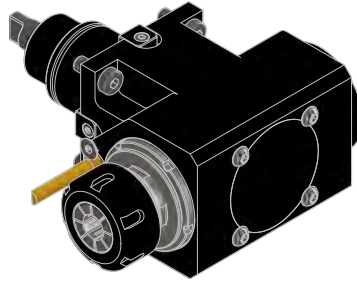
**CAPTO ID HOLDER**.....pg 154



**CAPTO OD HOLDER**.....pg 154


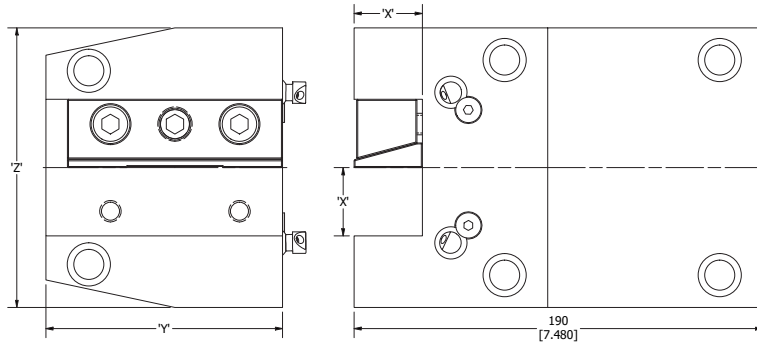


**STRAIGHT DRILL-MILLING  
LIVE TOOL**.....pg 155



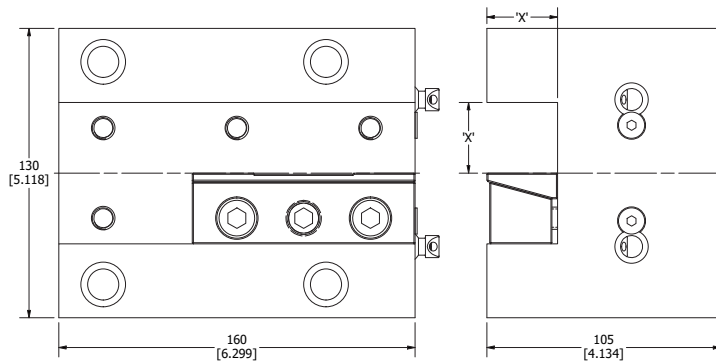
**RIGHT ANGLE DRILL-MILLING  
LIVE TOOL**.....pg 155

## BMT 85 OD TURNING HOLDER



PART NUMBER	DIMENSION 'X'	DIMENSION 'Y'	DIMENSION 'Z'
BMT85-8311B	1 1/4	4.331	5.118
BMT85-8311B EX	1 1/4	5.512	5.433
BMT85-8311MB	32mm	110mm	130mm
BMT85-8311MB EX	32mm	140mm	138mm

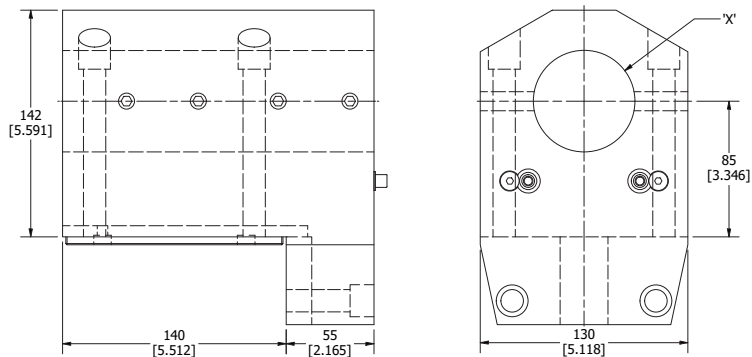
## BMT 85 OD FACING HOLDER



PART NUMBER	DIMENSION 'X'
BMT85-8411B	1 1/4
BMT85-8411MB	32mm

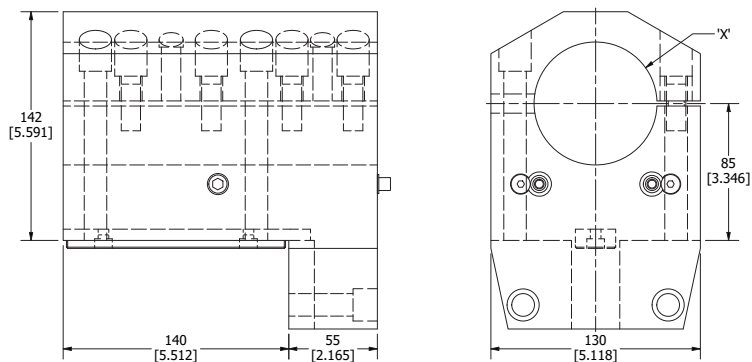


# BMT 85 BORING BAR HOLDER



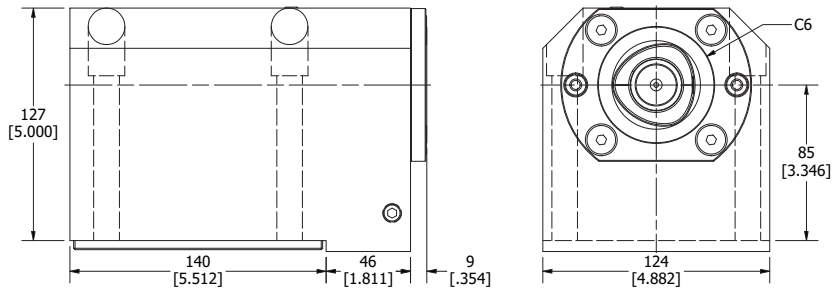
PART NUMBER	DIMENSION 'X'
BMT85-8436	2.000
BMT85-8437	2 1/2
BMT85-8475	3.000
BMT85-8436M	50mm
BMT85-8437M	65mm
BMT85-8480M	80mm

# BMT 85 SPLIT BORING BAR HOLDER



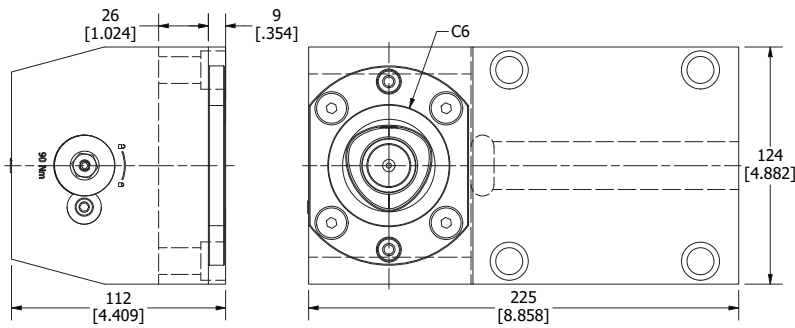
PART NUMBER	DIMENSION 'X'
BMT85-8436 SPT	2.000
BMT85-8437 SPT	2 1/2
BMT85-8475 SPT	3.000
BMT85-8436M SPT	50mm
BMT85-8437M SPT	65mm
BMT85-8480M SPT	80mm

## BMT 85 CAPTO ID HOLDER



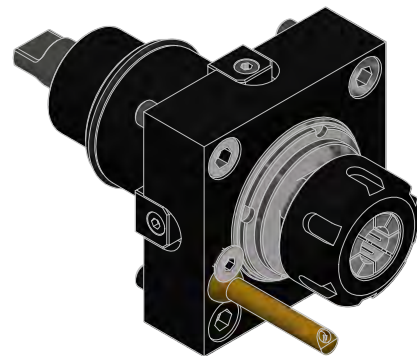
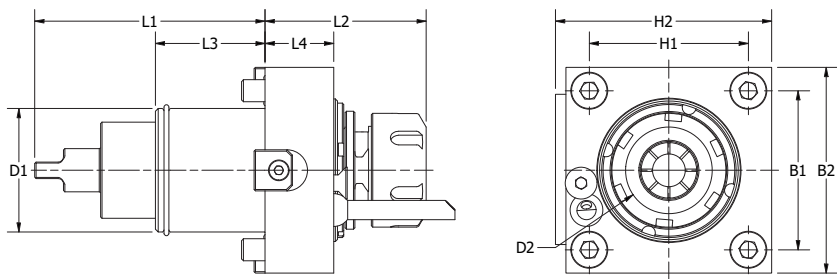
PART NUMBER	TOOL CLAMPING	DIMENSION 'X'
BMT85-C6ID	C6	63mm

## BMT 85 CAPTO OD HOLDER



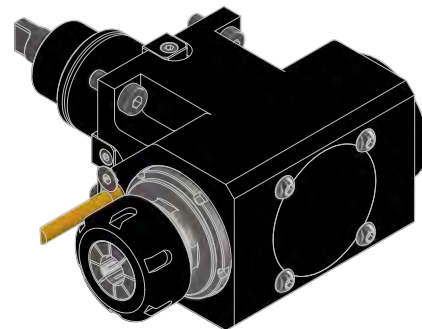
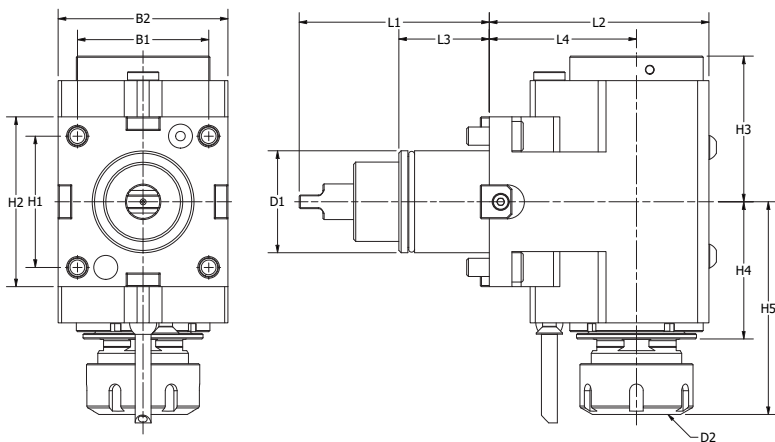
PART NUMBER	TOOL CLAMPING	DIMENSION 'X'
BMT85-C6OD	C6	63mm

# BMT 85 STRAIGHT DRILL-MILLING LIVE TOOL

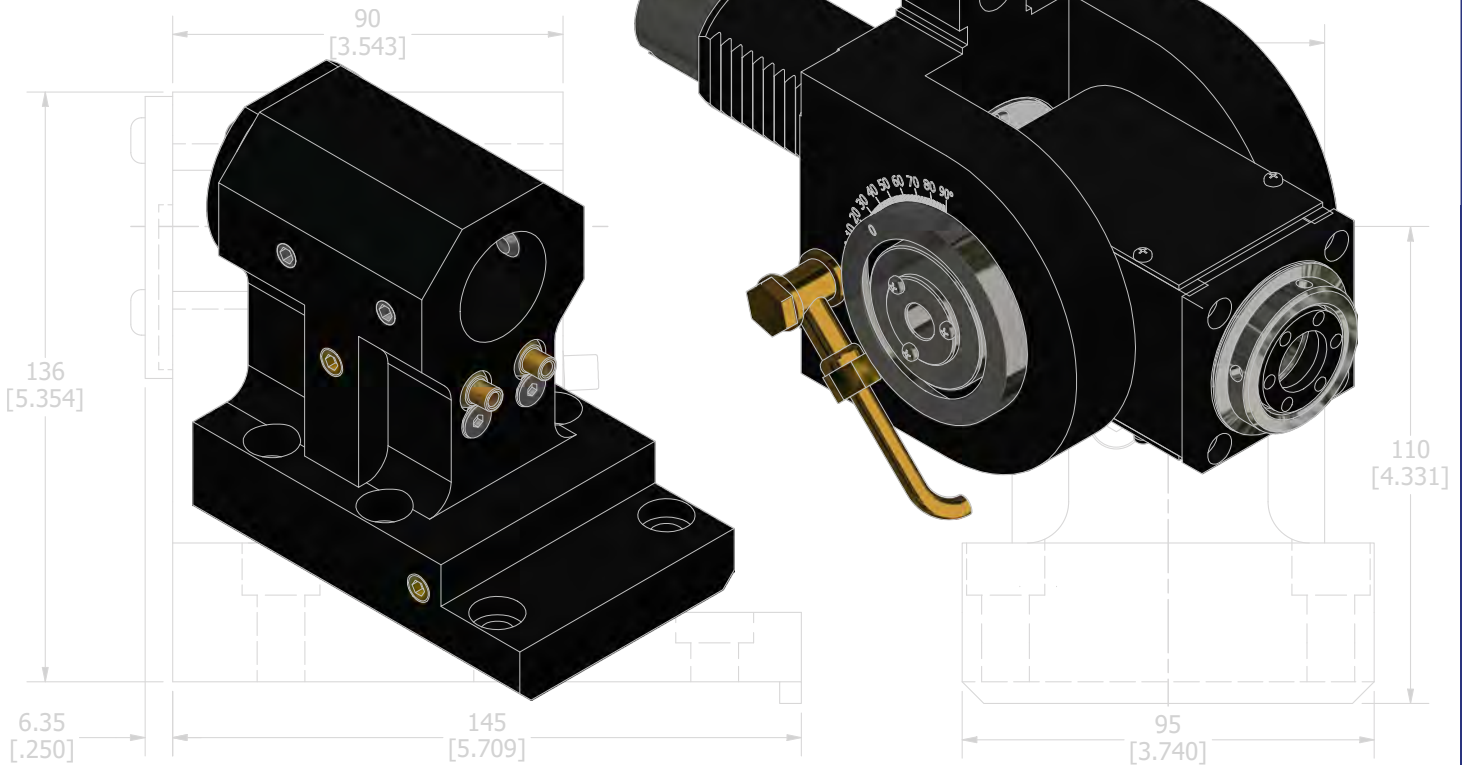


NAME	COOLANT	D1	D2	H1	H2	B1	B2	L1	L2	L3	L4	N2 MAX	N1:N2	NM
BMT85-ER50-SLT	Ext.	85	6-34 ER50	100	125	100	125	140	115	44.5	74	6000	1:1	150
BMT85-ER50-SLT INT	Internal	85	6-34 ER50	100	125	100	125	140	115	44.5	74	6000	1:1	150

# BMT 85 RIGHT ANGLE DRILL-MILLING LIVE TOOL



PART NUMBER	COOLANT	D1	D2	H1	H2	H3	H4	H5	B1	B2	L1	L2	L3	L4	N2 MAX	N1:N2	NM
BMT85-ER50-RA-85CL	Ext.	85	3-34 ER50	100	125	92	89.5	145	100	125	140	136.5	44.5	85	6000	1:1	150
BMT85-ER50-RA-85CL INT	Internal	85	3-34 ER50	100	125	92	89.5	145	100	125	140	136.5	44.5	85	6000	1:1	150

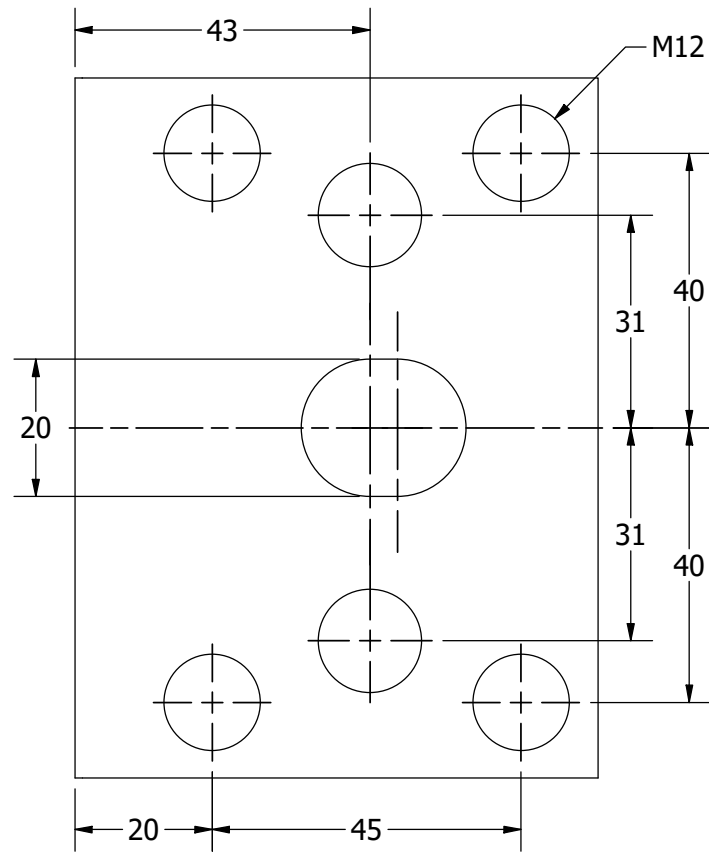


<b>A118</b> .....	pg 159
<b>LB9-10</b> .....	pg 169
<b>LB3000</b> .....	pg 173
<b>LB4000</b> .....	pg 183
<b>LT2000</b> .....	pg 193
<b>2SP</b> .....	pg 199
<b>LB35</b> .....	pg 203
<b>LB45</b> .....	pg 207
<b>Type A,B,C,D</b> .....	pg 211
<b>Type LN</b> .....	pg 215
<b>OK3024</b> .....	pg 219
<b>OK4029</b> .....	pg 223
<b>OK4035</b> .....	pg 227
<b>Other Machine Series (LC20, LC30, LC40, LC50, LFS12, LFS15)</b> .....	pg 231
<b>Turret Wedges</b> .....	pg 235

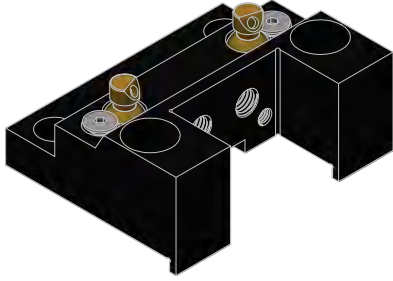
# OKUMA A118 Machine Connections

## COMPATIBLE MACHINES


- Cadet
- Captain 370
- ESL8
- Heritage
- LB-15
- LB15IIM
- LB250T
- LU25
- LU15
- Crown LB25
- CAP470
- L1420
- LB4000EXBB/1500
- L470
- Genos250-V8
- ES L10
- GENOS L250 (8 station turret)
- GENOS L400, L3000-e
- LB 4000 EX
- LB/LU 2500-3000 EX
- LB/LU 300, 400




# OKUMA A118




**OD TURNING HOLDER** .....pg 000



**DOUBLE OD TURNING HOLDER** .pg 000



**OD FACING HOLDER** .....pg 000




**ID HOLDER** .....pg 000



**EXTENDED ID HOLDER** .....pg 000



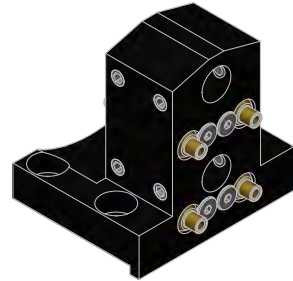
**EXTENDED ID HOLDER** .....pg 000




**SPLIT ID HOLDER** .....pg 000



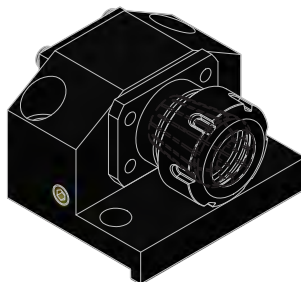
**EXTENDED SPLIT HOLDER** .....pg 000



**DOUBLE ID HOLDER** .....pg 000



**DOUBLE ID HOLDER** .....pg 000



**ER COLLET HOLDER** .....pg 000

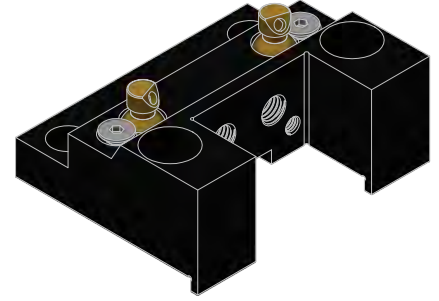
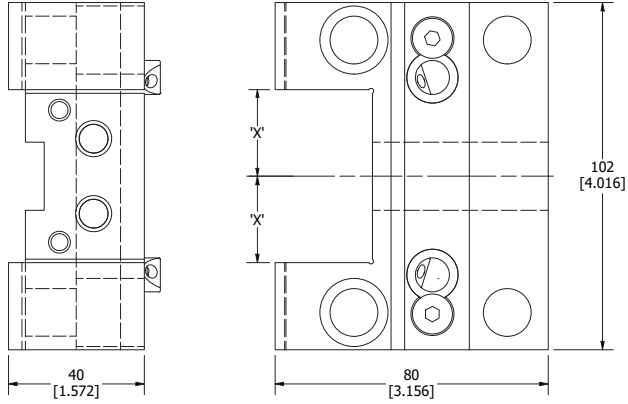


**CAPTO ID HOLDER** .....pg 000



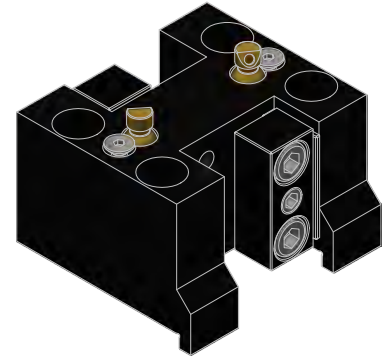
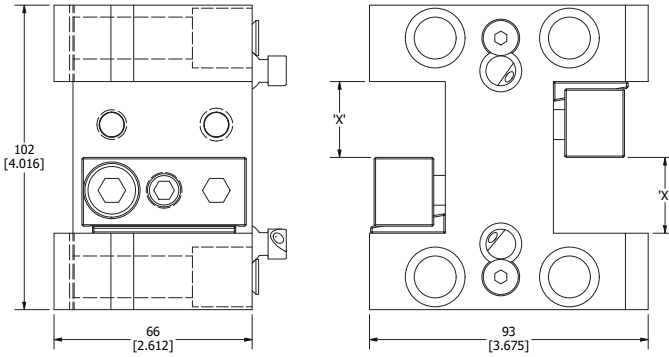
**CAPTO OD HOLDER** .....pg 000

## OKUMA A118 OD TURNING HOLDER



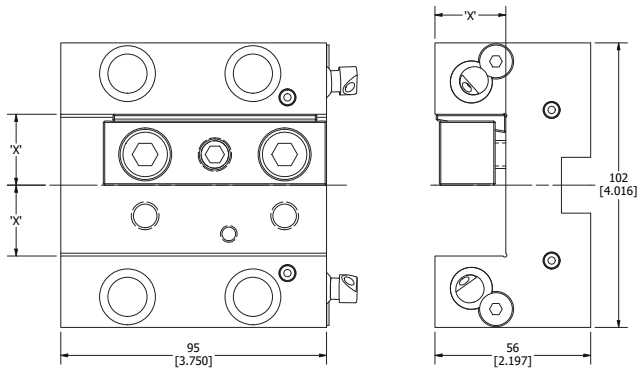
PART NUMBER	DIMENSION 'X'
A118-8311	1.000
A118-8311M	25mm

## OKUMA A118 DOUBLE OD TURNING HOLDER




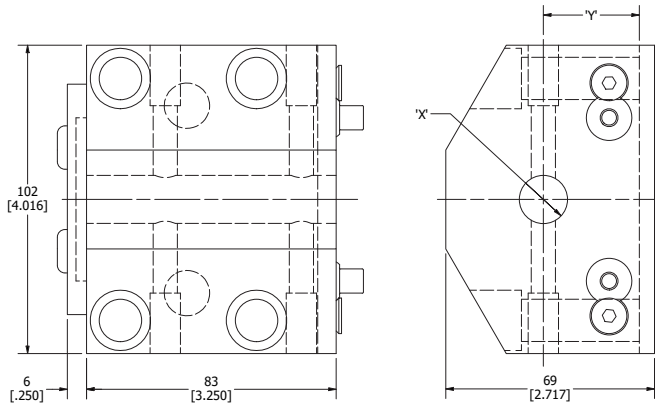
PART NUMBER	DIMENSION 'X'
A118-8311 DBL	1.000
A118-8311M DBL	25mm

## OKUMA A118 OD FACING HOLDER



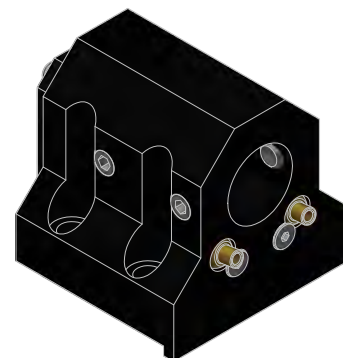
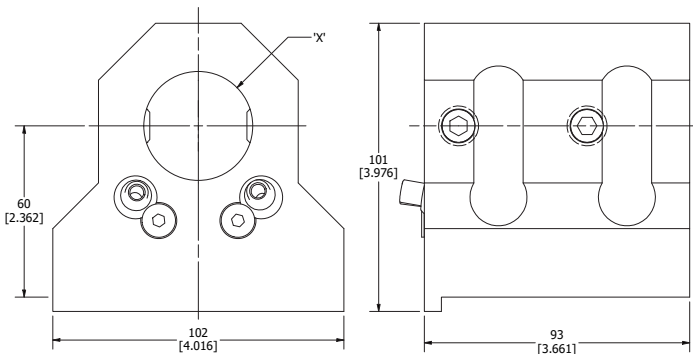
PART NUMBER	DIMENSION 'X'
A118-8411	1.000
A118-8411M	25mm

# OKUMA A118 ID HOLDER



PART NUMBER	DIMENSION 'X'	DIMENSION 'Y'
A118-8416	5/8	1.250
A118-8420	3/4	1.250
A118-8425	1.000	1.250
A118-8432	1 1/4	1.250
A118-8435	1 1/2	1.250
A118-8445	1 3/4	1.250
A118-8436	2.000	1.350
A118-8437	2 1/2	1.625
A118-8416M	16mm	32mm
A118-8420M	20mm	32mm
A118-8425M	25mm	32mm
A118-8432M	32mm	32mm
A118-8435M	40mm	32mm
A118-8445M	45mm	32mm
A118-8436M	50mm	34.5mm
A118-8437M	65mm	41.5mm

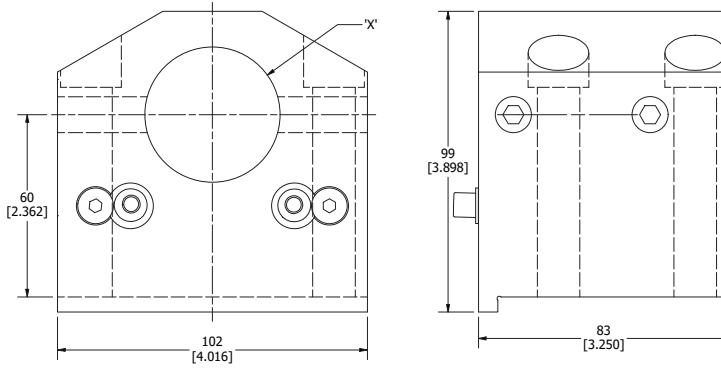
# OKUMA A118 EXTENDED ID HOLDER



PART NUMBER	DIMENSION 'X'
A118-8432x60CL	1 1/4
A118-8435x60CL	1 1/2
A118-8432Mx60CL	32mm
A118-8435Mx60CL	40mm


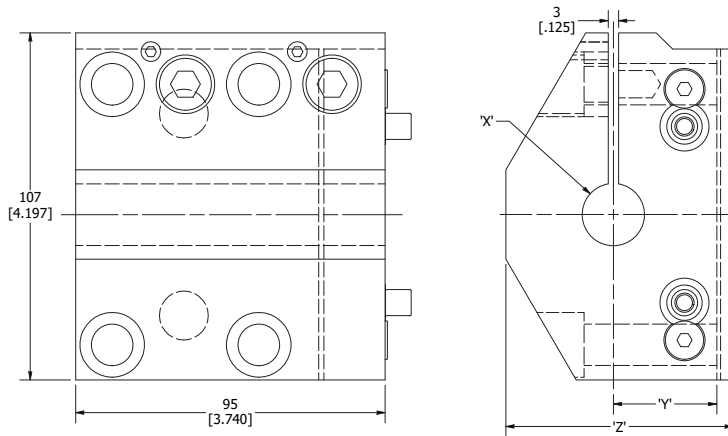


# OKUMA A118 EXTENDED ID HOLDER



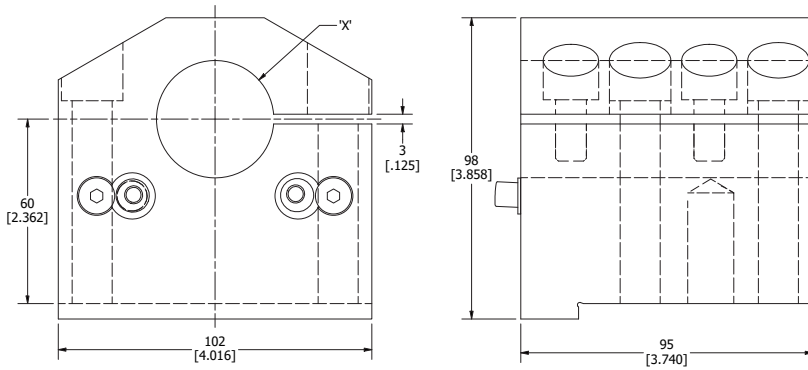
PART NUMBER	DIMENSION 'X'
A118-8445x60CL	1 3/4
A118-8436x60CL	2.000
A118-8437x60CL	2 1/2
A118-8445Mx60CL	45mm
A118-8436Mx60CL	50mm
A118-8437Mx60CL	65mm

# OKUMA A118 SPLIT ID HOLDER




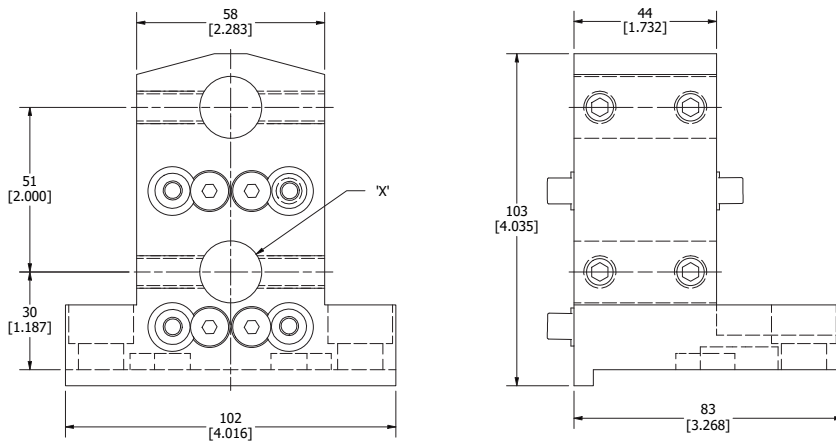
PART NUMBER	DIMENSION 'X'	DIMENSION 'Y'	DIMENSION 'Z'
A118-8420 SPT	3/4	1.250	2.750
A118-8425 SPT	1.000	1.250	2.750
A118-8432 SPT	1 1/4	1.250	2.750
A118-8435 SPT	1 1/2	1.250	2.750
A118-8445 SPT	1 3/4	1.250	2.750
A118-8436 SPT	2.000	1.250	2.750
A118-8437 SPT	2 1/2	1.625	3.442
A118-8420M SPT	20mm	32mm	70mm
A118-8425M SPT	25mm	32mm	70mm
A118-8432M SPT	32mm	32mm	70mm
A118-8435M SPT	40mm	32mm	70mm
A118-8445M SPT	50mm	32mm	70mm
A118-8436M SPT	45mm	32mm	70mm
A118-8437M SPT	65mm	41.5mm	87.5mm

# OKUMA A118 EXTENDED SPLIT HOLDER




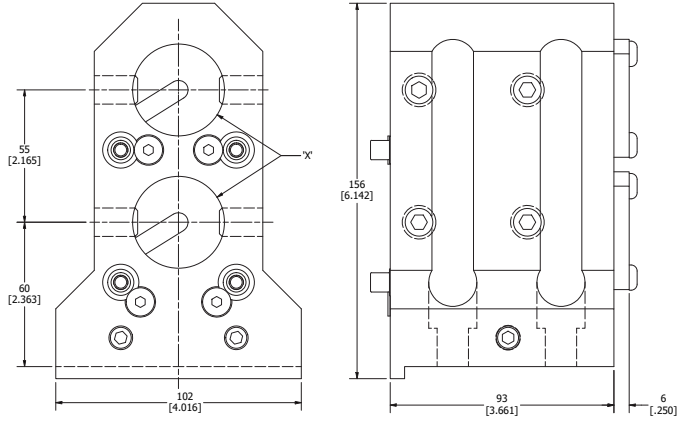
PART NUMBER	DIMENSION 'X'
A118-8435x60CL SPT	1 1/2
A118-8435Mx60CL SPT	40mm

# OKUMA A118 DOUBLE ID HOLDER



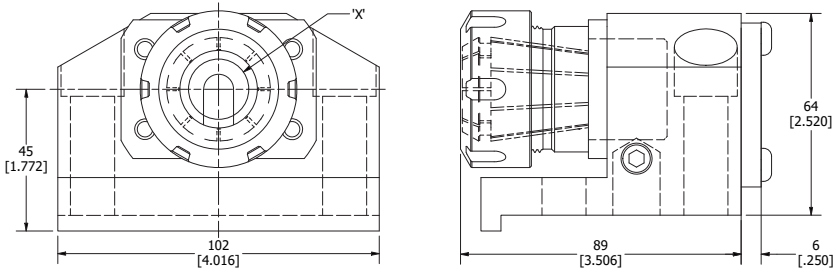
PART NUMBER	DIMENSION 'X'
A118-8420 DBL	3/4
A118-8425 DBL	1.000
A118-8420M DBL	20mm
A118-8425M DBL	25mm

# OKUMA A118 DOUBLE ID HOLDER



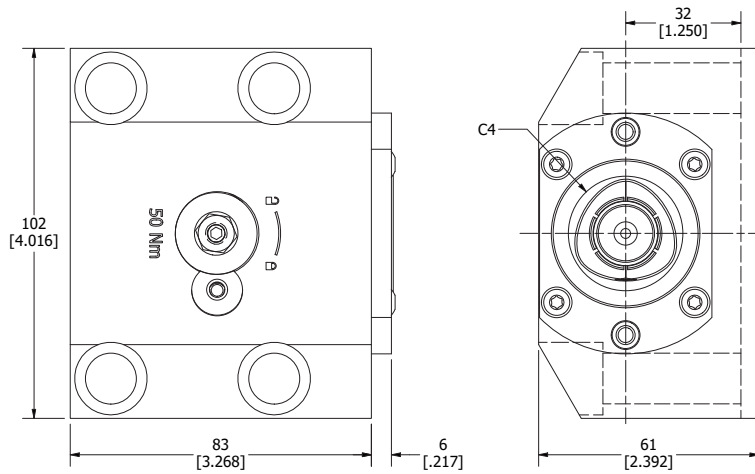
PART NUMBER	DIMENSION 'X'
A118-8435 DBL	1 1/2
A118-8435M DBL	40mm

# OKUMA A118 ER COLLET HOLDER




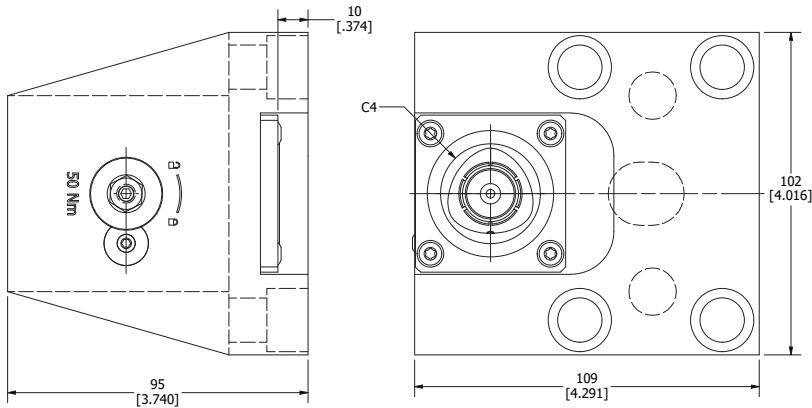
PART NUMBER	DIMENSION 'X'
A118-ER32 REC	ER32

# OKUMA A118 CAPTO ID HOLDER



PART NUMBER	TOOL CLAMPING
A118-C4ID	C4

# OKUMA A118 CAPTO OD HOLDER


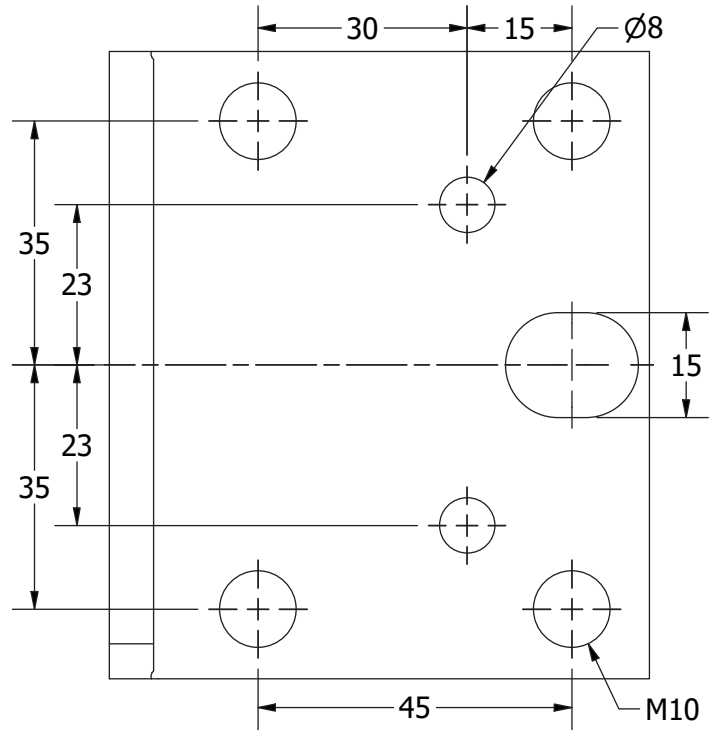


PART NUMBER	TOOL CLAMPING
A118-C4OD	C4


# OKUMA LB9-10 Machine Connections

## COMPATIBLE MACHINES


- LB9,10
- GENOS L250 (12 station turret)
- ESL6,8 Heritage
- LB 2000 EX




**OD TURNING HOLDER** .....pg 000



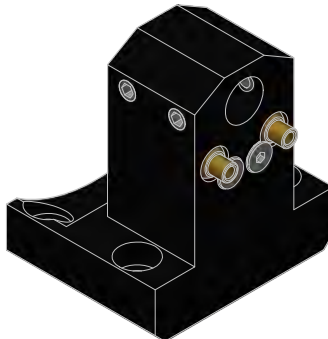
**OD FACING HOLDER** .....pg 000



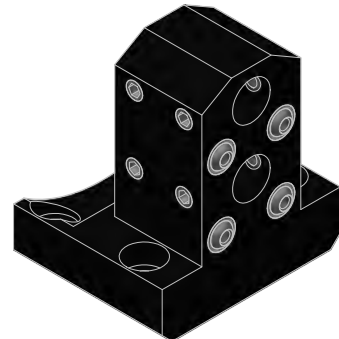
**ID HOLDER** .....pg 000



**EXTENDED ID HOLDER** .....pg 000

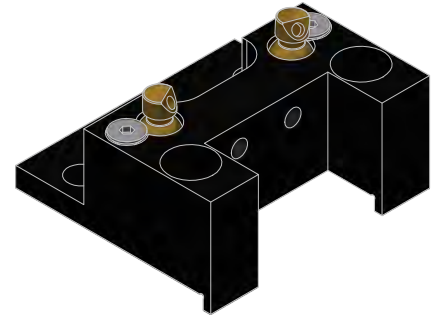
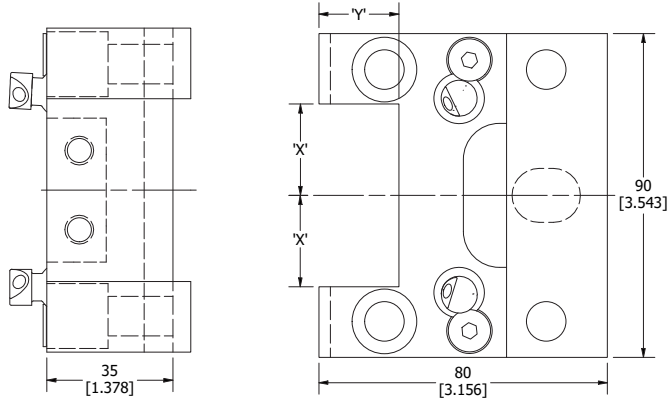


**EXTENDED ID HOLDER** .....pg 000




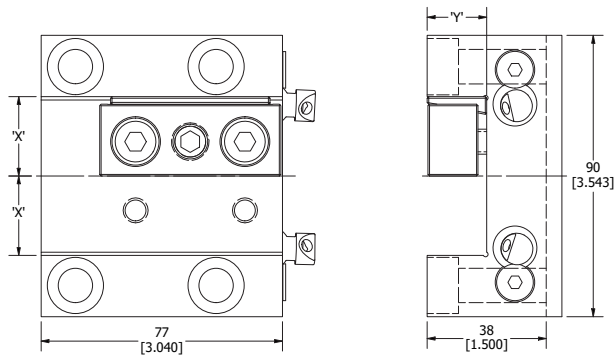
**DOUBLE ID HOLDER** .....pg 000

## OKUMA LB9-10 OD TURNING HOLDER



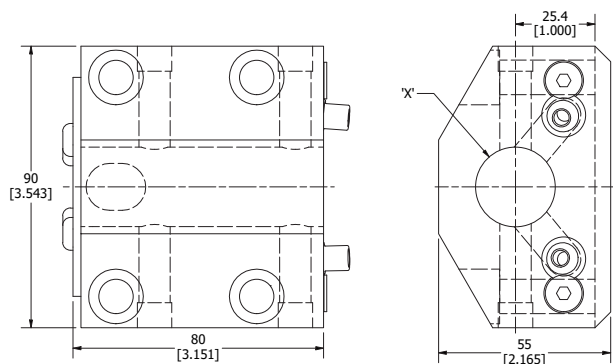
PART NUMBER	DIMENSION 'X'	DIMENSION 'Y'
LB9/10-8311	1.000	0.875
LB9/10-8311M	25mm	28mm

## OKUMA LB9-10 OD FACING HOLDER



PART NUMBER	DIMENSION 'X'	DIMENSION 'Y'
LB9/10-8411	1.000	0.75
LB9/10-8411A	3/4	0.75
LB9/10-8411M	25mm	20mm
LB9/10-8411MA	20mm	20mm


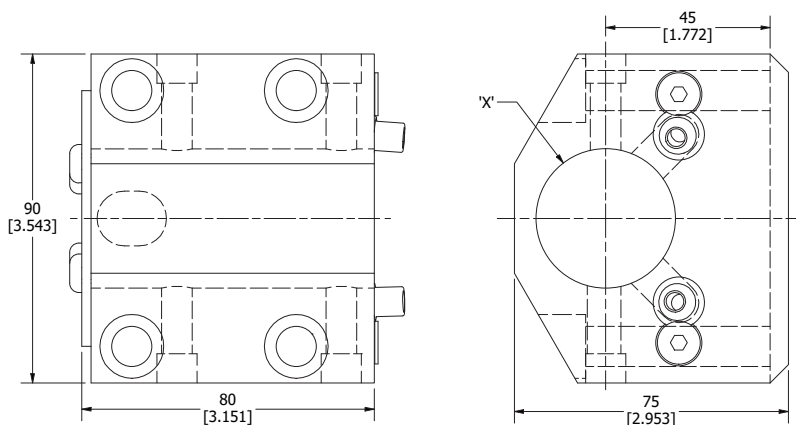
# OKUMA LB9-10 ID HOLDER



OKUMA LB9-10


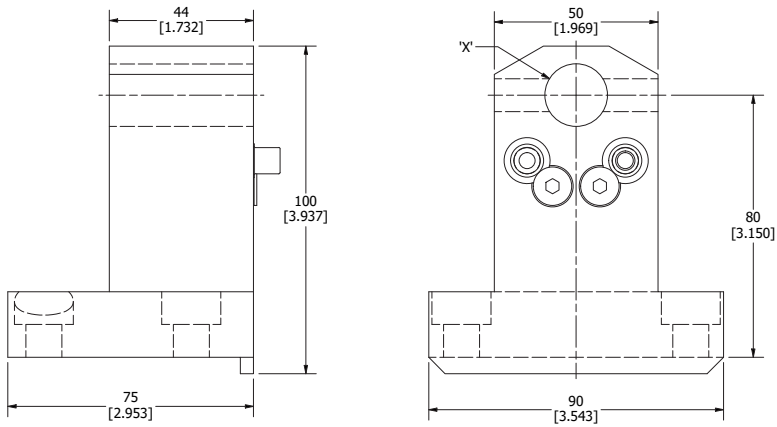
PART NUMBER	DIMENSION 'X'
LB9/10-8420	3/4
LB9/10-8425	1.000
LB9/10-8432	1 1/4
LB9/10-8435	1 1/2
LB9/10-8420M	20mm
LB9/10-8425M	25mm
LB9/10-8432M	32mm
LB9/10-8435M	40mm

# OKUMA LB9-10 EXTENDED ID HOLDER



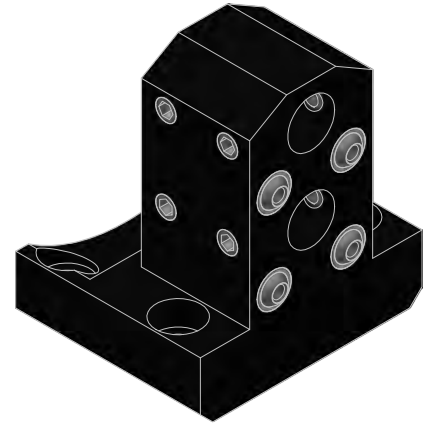
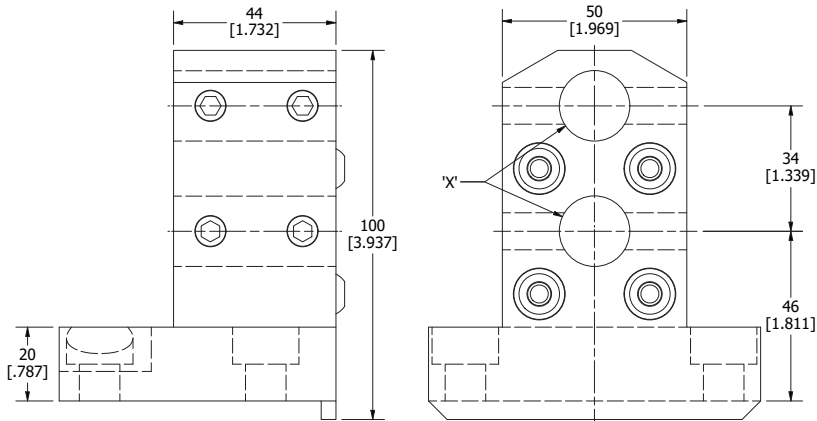
PART NUMBER	DIMENSION 'X'
LB9/10-8435x45CL	1 1/2
LB9/10-8435Mx45CL	40mm

## OKUMA LB9-10 EXTENDED ID HOLDER



PART NUMBER	DIMENSION 'X'
LB9/10-8420x80CL	3/4
LB9/10-8420Mx80CL	20mm

## OKUMA LB9-10 DOUBLE ID HOLDER




PART NUMBER	DIMENSION 'X'
LB9/10-8420 DBL	3/4
LB9/10-8420M DBL	20mm






# OKUMA LB3000



**CUT OFF BLADE HOLDER**.....pg 000




**OD TURNING HOLDER** pg 000



**DOUBLE OD TURNING HOLDER**.....pg 000



**SUB SPINDLE DOUBLE OD HOLDER**.....pg 000



**QUAD OD TURNING HOLDER**.....pg 000




**OD FACING HOLDER** pg 000



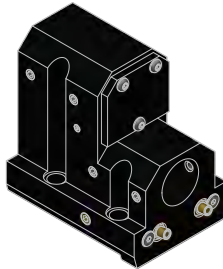
**ID HOLDER**.....pg 000



**EXTENDED ID HOLDER**.....pg 000




**SPLIT ID HOLDER**.....pg 000



**DOUBLE ID HOLDER** pg 000



**ER COLLET HOLDER** pg 000



**VDI HOLDER**.....pg 000



**CAPTO ID HOLDER** pg 000




**CAPTO OD HOLDER** pg 000




**TURRET PLUG** .....pg 000



**RADIAL (STRAIGHT) LIVE TOOL** .....pg 000



**RIGHT ANGLE DRILL-MILLING LIVE TOOL** pg 000


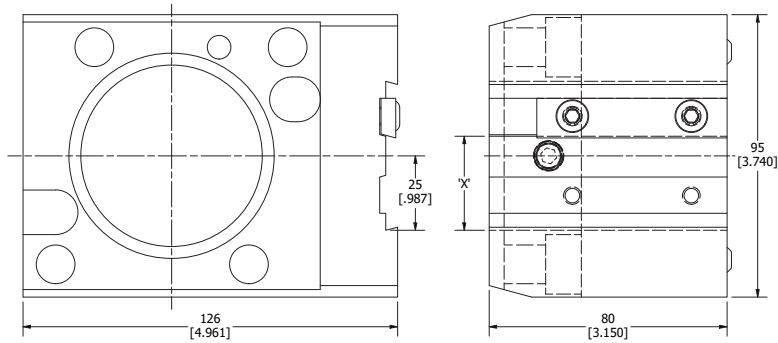


**DOUBLE RIGHT ANGLE DRILL-MILLING LIVE TOOL**.....pg 000



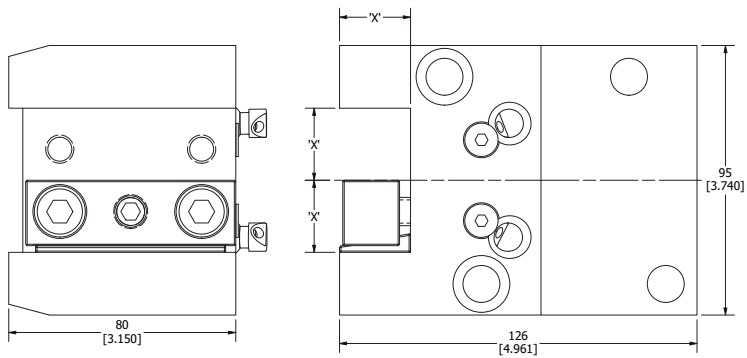
**ADJUSTABLE ANGLE LIVE TOOL**.....pg 000

## OKUMA LB3000 **CUT OFF BLADE HOLDER**



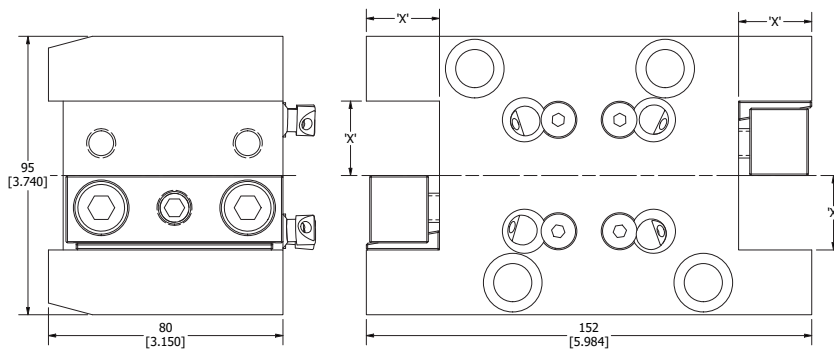
PART NUMBER	TOOL HEIGHT
LB3000-4532	1 1/4
LB3000-4532M	32mm

## OKUMA LB3000 **OD TURNING HOLDER**



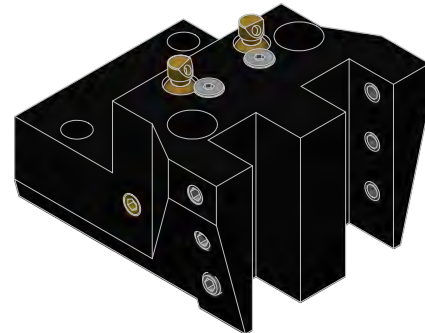
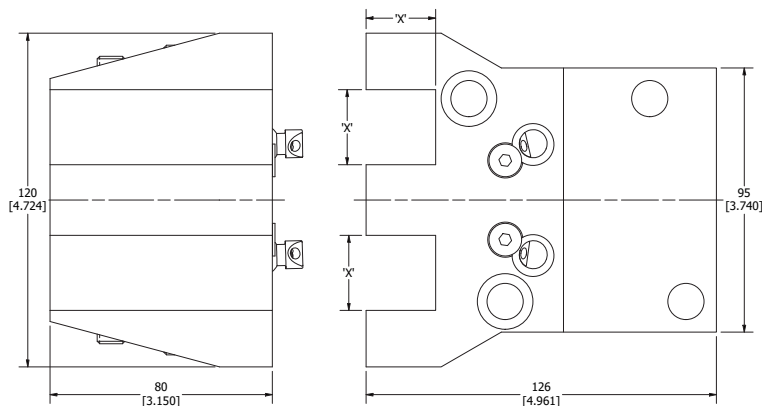
PART NUMBER	DIMENSION 'X'
LB3000-8311	1.000
LB3000-8311M	25mm

## OKUMA LB3000 **DOUBLE OD TURNING HOLDER**



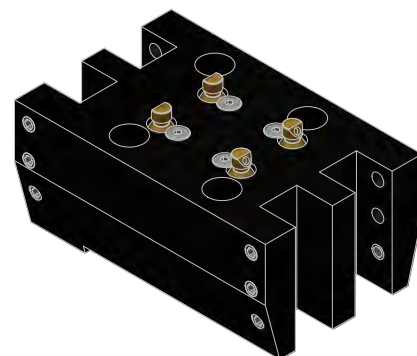
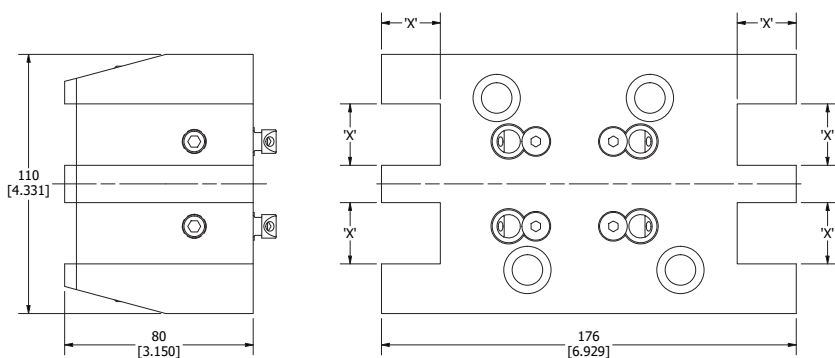
PART NUMBER	DIMENSION 'X'
LB3000-8311 DBL	1.000
LB3000-8311M DBL	25mm

## OKUMA LB3000 SUB SPINDLE DOUBLE OD HOLDER




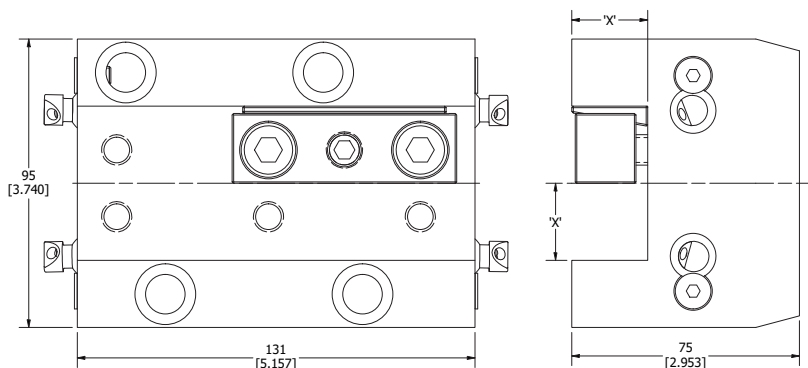
PART NUMBER	DIMENSION 'X'
LB3000-8311 DBLSS	1.000
LB3000-8311M DBLSS	25mm

## OKUMA LB3000 QUAD OD TURNING HOLDER



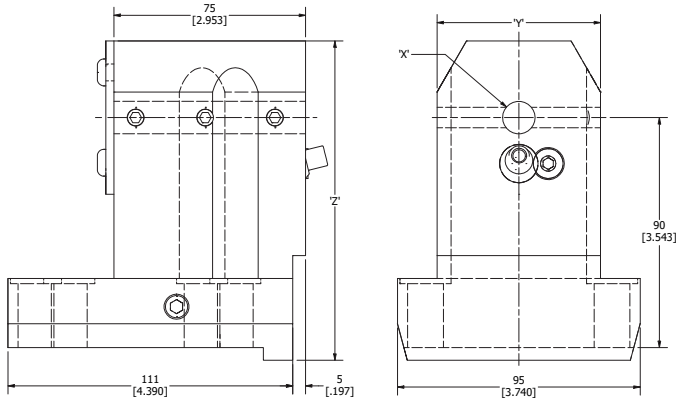
PART NUMBER	DIMENSION 'X'
LB3000-8311 DBL4P	1.000
LB3000-8311M DBL4P	25mm

## OKUMA LB3000 OD FACING HOLDER




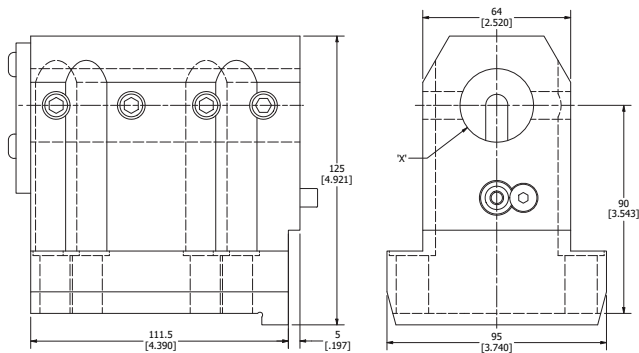
PART NUMBER	DIMENSION 'X'
LB3000-8411	1.000
LB3000-8411M	25mm

# OKUMA LB3000 ID HOLDER




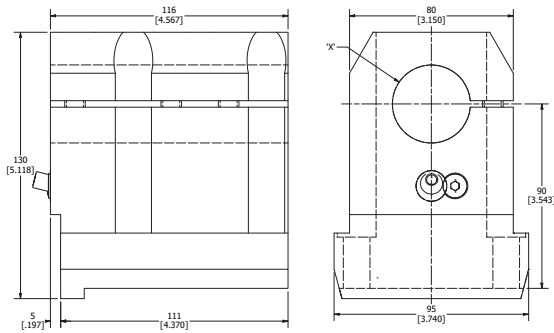
PART NUMBER	DIMENSION 'X'	DIMENSION 'Y'	DIMENSION 'Z'
LB3000-8412	1/2	2.520	4.921
LB3000-8415	5/8	2.520	4.921
LB3000-8420	3/4	2.520	4.921
LB3000-8425	1.000	2.520	4.921
LB3000-8432	1 1/4	2.520	4.921
LB3000-8435	1 1/2	2.520	4.921
LB3000-8436	2.000	2.835	5.118
LB3000-8437	2 1/2	3.228	3.228
LB3000-8412M	12mm	64mm	125mm
LB3000-8415M	16mm	64mm	125mm
LB3000-8420M	20mm	64mm	125mm
LB3000-8425M	25mm	64mm	125mm
LB3000-8432M	32mm	64mm	125mm
LB3000-8435M	40mm	64mm	125mm
LB3000-8436M	50mm	72mm	130mm
LB3000-8437M	65mm	82mm	130mm

# OKUMA LB3000 EXTENDED ID HOLDER




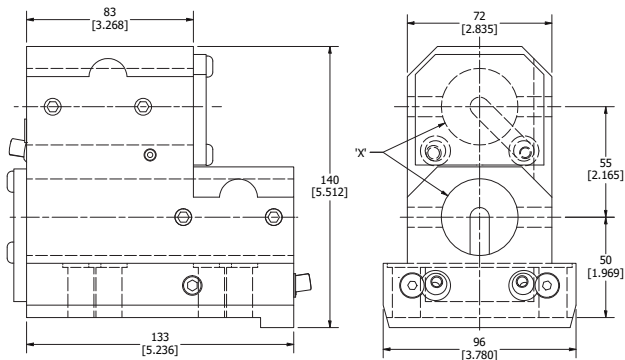
PART NUMBER	DIMENSION 'X'
LB3000-8432 EXT	1 1/4
LB3000-8435 EXT	1 1/2
LB3000-8432 EXT M	32mm
LB3000-8435 EXT M	40mm

## OKUMA LB3000 SPLIT ID HOLDER



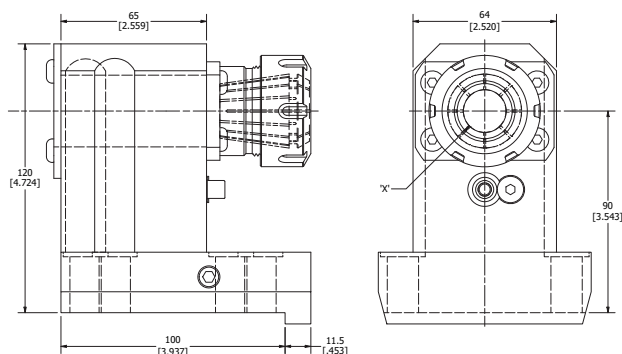
PART NUMBER	DIAMETER
LB3000-8432 EX	1 1/4
LB3000-8435 EX	1 1/2
LB3000-8432M EX	32mm
LB3000-8435M EX	40mm

## OKUMA LB3000 DOUBLE ID HOLDER




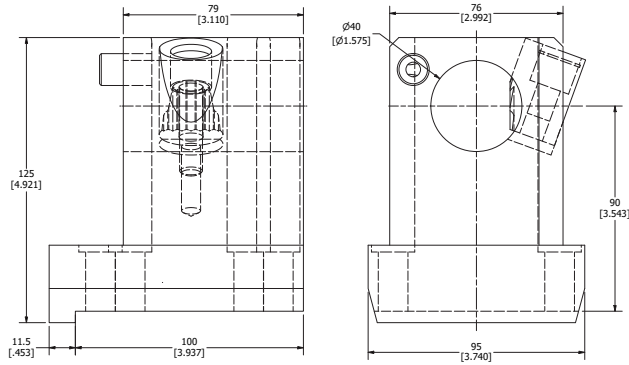
PART NUMBER	DIAMETER
LB3000-8435 DBL	1 1/2
LB3000-8435M DBL	40mm

## OKUMA LB3000 ER COLLET HOLDER



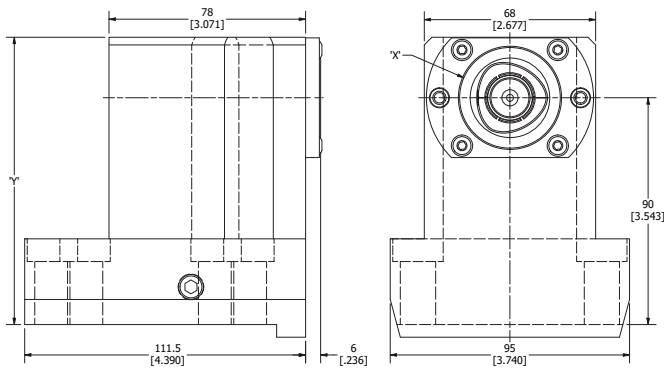
PART NUMBER	DIMENSION 'X'
LB3000-ER32 REC	ER32

## OKUMA LB3000 VDI HOLDER



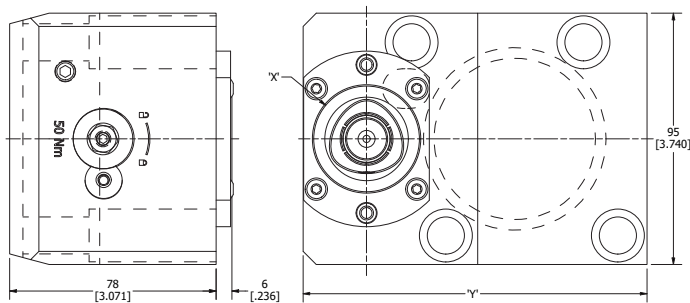
PART NUMBER	DIAMETER
LB3000-VDI40	40mm

## OKUMA LB3000 CAPTO ID HOLDER



PART NUMBER	TOOL CLAMPING	DIMENSION 'X'	DIMENSION 'Y'
LB3000-C4ID	C4	40mm	114mm
LB3000-C5ID	C5	50mm	122mm

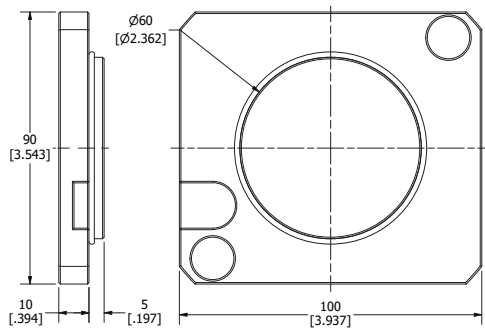
## OKUMA LB3000 CAPTO OD HOLDER



PART NUMBER	TOOL CLAMPING	DIMENSION 'X'	DIMENSION 'Y'
LB3000-C4OD	C4	40mm	130mm
LB3000-C5OD	C5	50mm	165mm

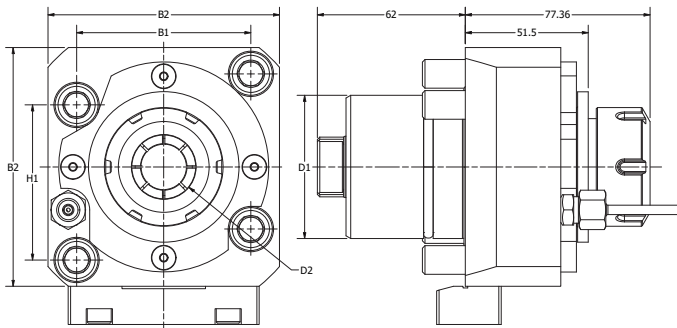


## OKUMA LB3000 TURRET PLUG




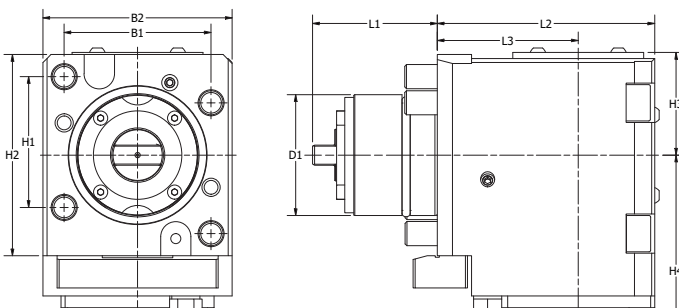
PART NUMBER	DIAMETER (MM)
LB3000-PLUG	60.0

## OKUMA LB3000 RADIAL (STRAIGHT) LIVE TOOL



NAME	COOLANT	D1	D2	H1	H2	B1	B2	L1	L2	L3	N2 MAX	N1:N2	NM
LB3000-ER32-SLT	Ext.	60	4-20 ER32	65	100	73	97	62	87.3	54.7	6000	1:1	70
LB3000-ER32-SLT INT	Ext.	60	4-20 ER32	65	100	73	97	62	87.3	54.7	6000	1:1	70


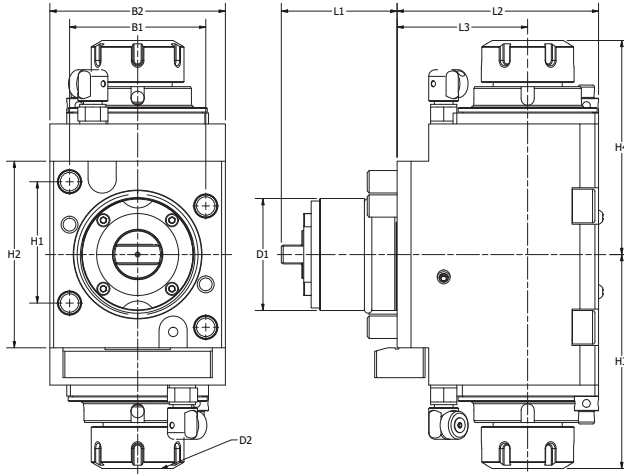
## OKUMA LB3000 RIGHT ANGLE DRILL-MILLING LIVE TOOL



PART NUMBER	COOLANT	D1	D2	H1	H2	H3	H4	B1	B2	L1	L2	L3	N2 MAX	N1:N2	NM
LB3000-ER32-RA	Ext.	60	4-20 ER32	65	100	59	111.3	73	94	62	108	70	6000	1:1	70
LB3000-ER32-RA INT	Ext.	60	4-20 ER32	65	100	59	111.3	73	94	62	108	70	6000	1:1	70


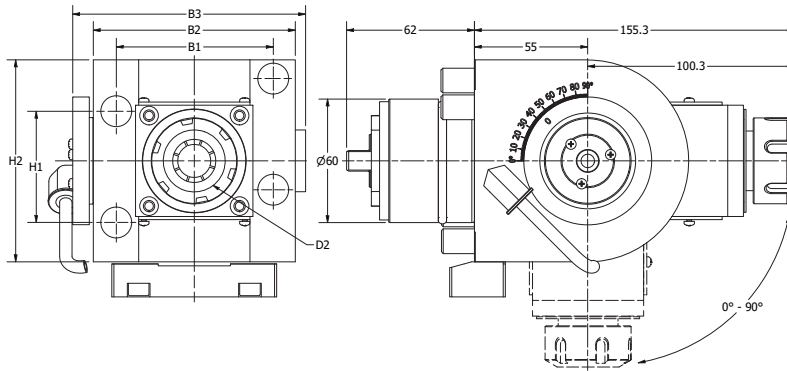


# OKUMA LB3000 DOUBLE RIGHT ANGLE DRILL-MILLING LIVE TOOL



PART NUMBER	COOLANT	D1	D2	H1	H2	H3	H4	B1	B2	L1	L2	L3	N2 MAX	N1:N2	NM
LB3000-ER32-RA2	Ext.	60	4-20 ER32	65	100	91	103.8	73	94	62	108	70	6000	1:1	70
LB3000-ER32-RA2 INT	Ext.	60	4-20 ER32	65	100	91	103.8	73	94	62	108	70	6000	1:1	70

# OKUMA LB3000 ADJUSTABLE ANGLE LIVE TOOL

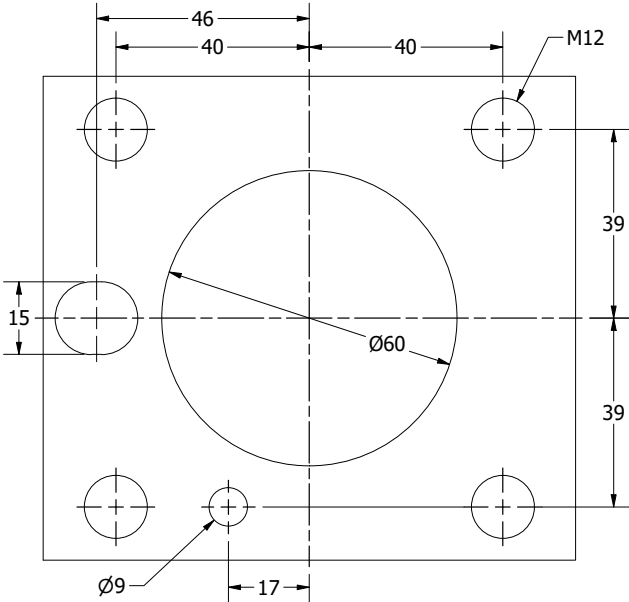


PART NUMBER	COOLANT	D1	D2	H1	H2	B1	B2	B3	L1	L2	L3	N2 MAX	N1:N2	NM
LB3000-ER25-ADJ90	Ext.	60	1-16 ER25	65	115	73	97	117	62	145	55	6000	1:1	25

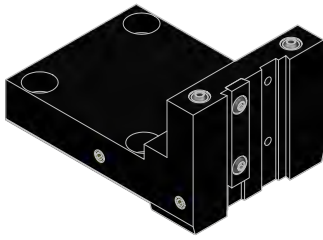
# OKUMA LB4000 Machine Connections

## COMPATIBLE MACHINES


LB/LU 4000 EX (II) M/MY



# OKUMA LB4000




**CUT OFF BLADE HOLDER**.....pg 000



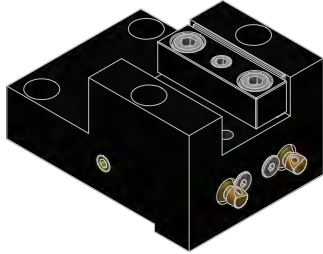
**OD TURNING HOLDER**.....pg 000



**DOUBLE OD TURNING HOLDER**.....pg 000



**SUB SPINDLE OD TURNING HOLDER**.....pg 000



**OD FACING HOLDER**.....pg 000




**DOUBLE OD FACING HOLDER**.....pg 000



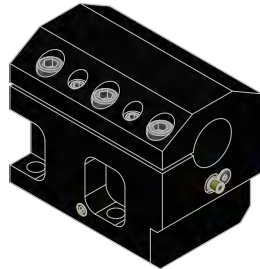
**ID HOLDER**.....pg 000



**ID HOLDER**.....pg 000




**SPLIT ID HOLDER**.....pg 000




**EXTENDED SPLIT ID HOLDER**.....pg 000



**DOUBLE ID HOLDER**.....pg 000



**VDI HOLDER**.....pg 000



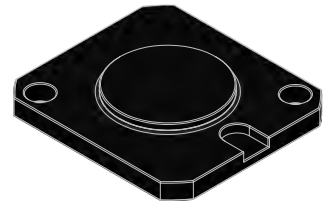
**CAPTO ID HOLDER**.....pg 000




**CAPTO OD HOLDER**.....pg 000




**DOUBLE CAPTO OD HOLDER**.....pg 000



**TURRET PLUG** .....pg 000


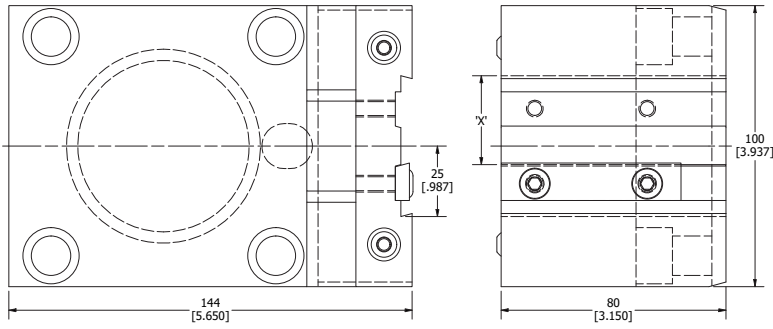


**RADIAL (STRAIGHT) LIVE TOOL** .....pg 000




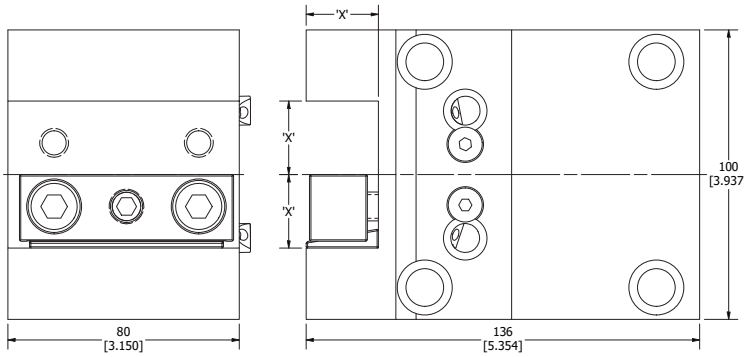
**RIGHT ANGLE DRILL-MILLING LIVE TOOL** .....pg 000

# OKUMA LB4000 CUT OFF BLADE HOLDER




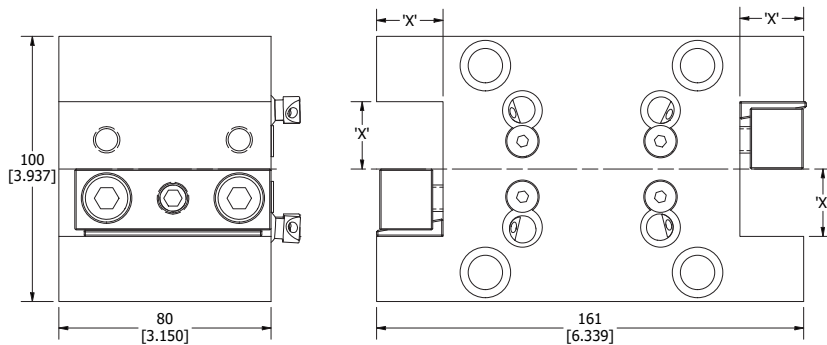
PART NUMBER	TOOL HEIGHT
LB4000-4532	1 1/4
LB4000-4532M	32mm

# OKUMA LB4000 OD TURNING HOLDER




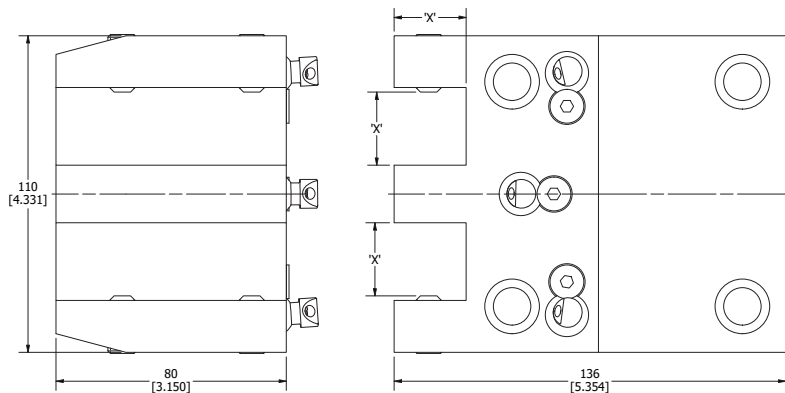
PART NUMBER	DIMENSION 'X'
LB4000-8311	1.000
LB4000-8311M DBL	25mm

# OKUMA LB4000 DOUBLE OD TURNING HOLDER




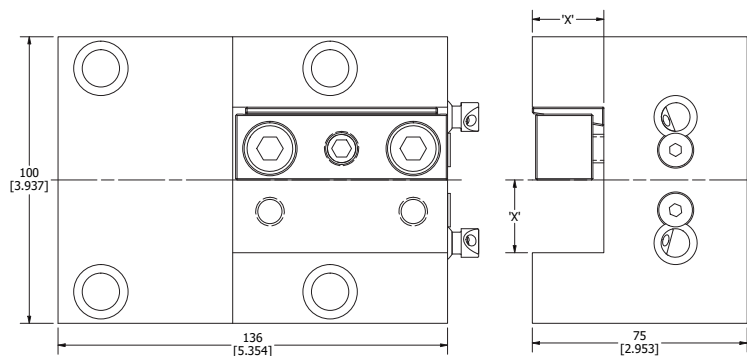
PART NUMBER	DIMENSION 'X'
LB4000-8311 DBL	1.000
LB4000-8311M DBL	25mm

# OKUMA LB4000 SUB SPINDLE OD TURNING HOLDER



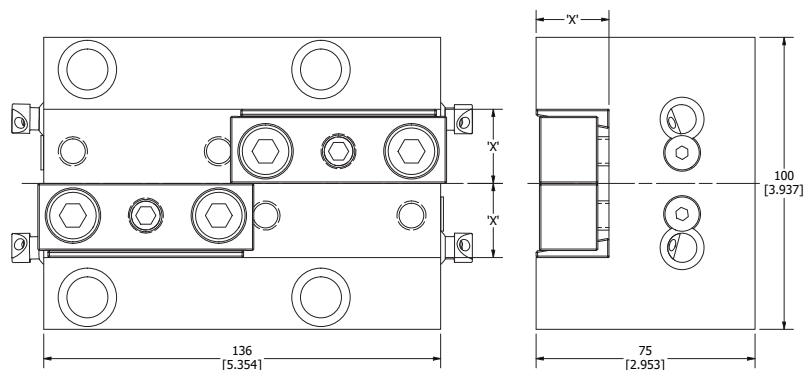
PART NUMBER	DIMENSION 'X'
LB4000-8311 DBLSS	1.000
LB4000-8311M DBLSS	25mm

# OKUMA LB4000 OD FACING HOLDER



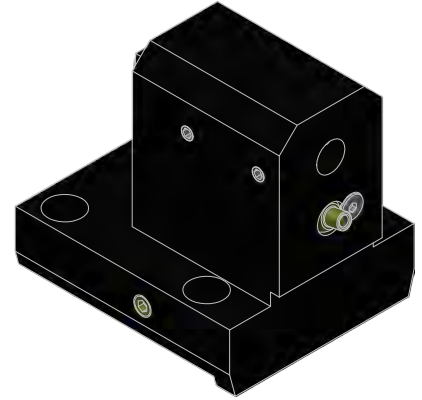
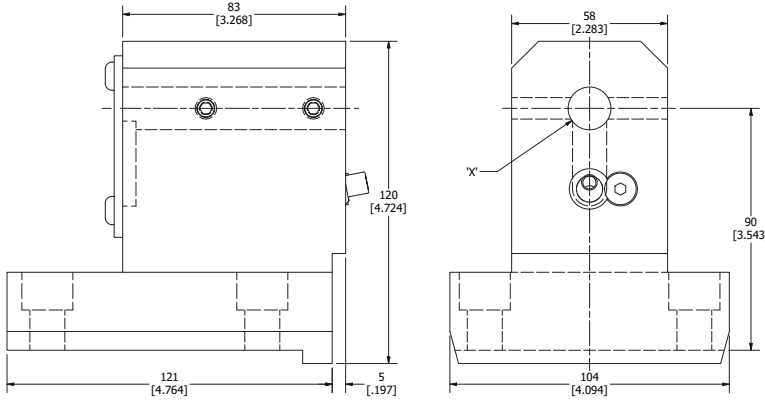
PART NUMBER	DIMENSION 'X'
LB4000-8411	1.000
LB4000-8411M	25mm

# OKUMA LB4000 DOUBLE OD FACING HOLDER



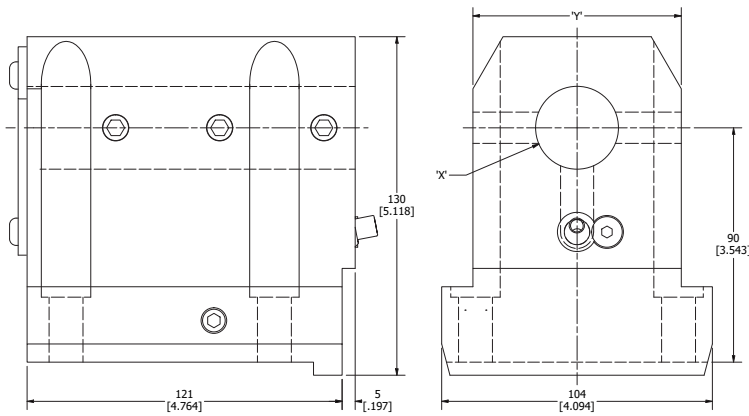
PART NUMBER	DIMENSION 'X'
LB4000-8411 DBL	1.000
LB4000-8411M DBL	25mm

# OKUMA LB4000 ID HOLDER



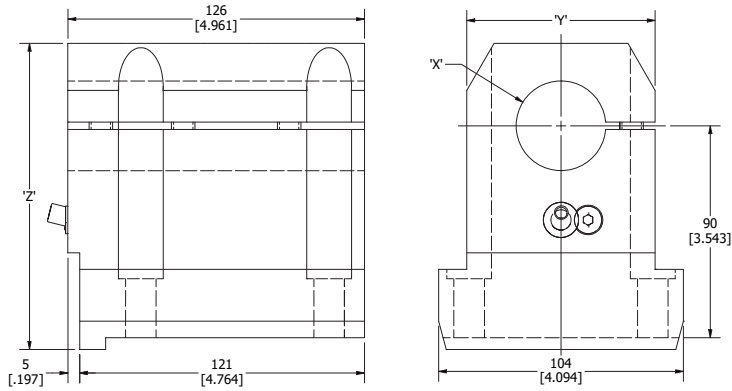
PART NUMBER	DIMENSION 'X'
LB4000-8416	5/8
LB4000-8420	3/4
LB4000-8416M	16mm
LB4000-8420M	20mm

# OKUMA LB4000 ID HOLDER



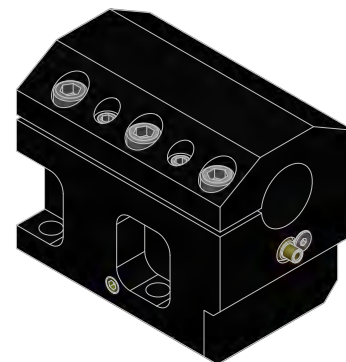
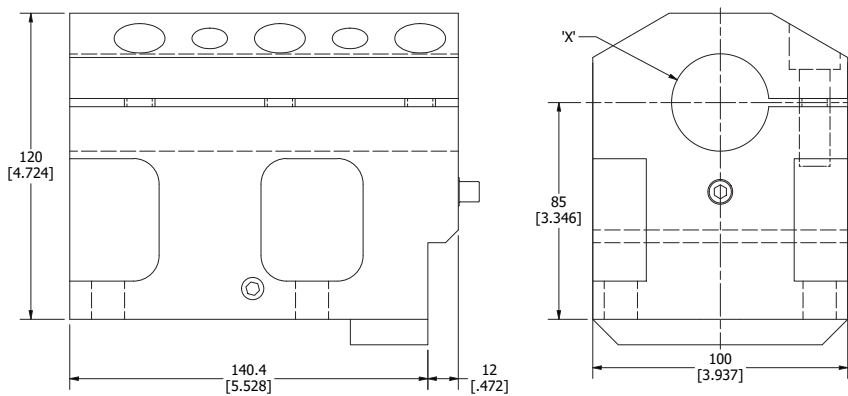
PART NUMBER	DIMENSION 'X'	DIMENSION 'Y'
LB4000-8432	1 1/4	3.150
LB4000-8435	1 1/2	3.150
LB4000-8445	1 3/4	3.150
LB4000-8436	2.000	3.150
LB4000-8437	2 1/2	4.095
LB4000-8432M	32mm	80mm
LB4000-8435M	40mm	80mm
LB4000-8445M	45mm	80mm
LB4000-8436M	50mm	80mm
LB4000-8437M	65mm	104mm

# OKUMA LB4000 SPLIT ID HOLDER



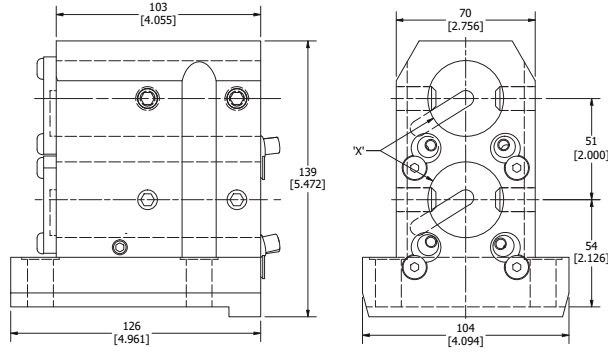
PART NUMBER	DIAMETER 'X'	DIMENSION 'Y'	DIMENSION 'Z'
LB4000-8435 SPT	1 1/2	3.150	5.118
LB4000-8445 SPT	1 3/4	3.150	5.118
LB4000-8436 SPT	2.000	3.150	5.118
LB4000-8437 SPT	2 1/2	4.567	5.709
LB4000-8475 SPT	3.000	4.567	5.709
LB4000-8435M SPT	40mm	80mm	130mm
LB4000-8445M SPT	45mm	80mm	130mm
LB4000-8436M SPT	50mm	80mm	130mm
LB4000-8437M SPT	65mm	116mm	145mm
LB4000-8480M SPT	75mm	116mm	145mm

# OKUMA LB4000 EXTENDED SPLIT ID HOLDER



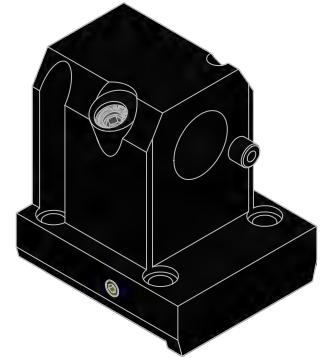
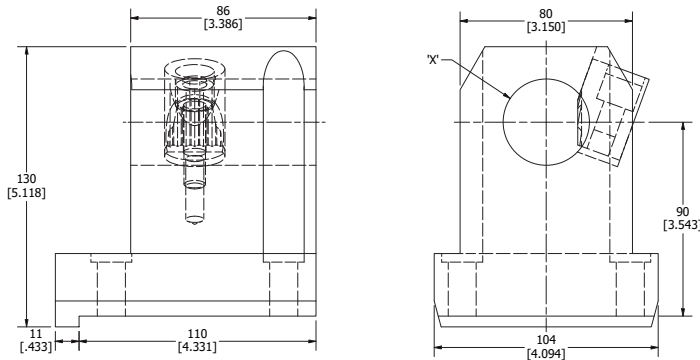
PART NUMBER	DIMENSION 'X'
LB4000-8435 SPT EX	1 1/2
LB4000-8435M SPT EX	40mm

## OKUMA LB4000 **DOUBLE ID HOLDER**




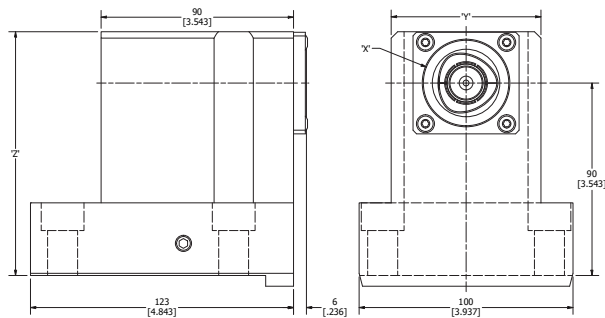
PART NUMBER	DIMENSION 'X'
LB4000-8435 DBL	1 1/2
LB4000-8435M DBL	40mm

## OKUMA LB4000 **VDI HOLDER**



PART NUMBER	DIMENSION 'X'
LB4000-VDI40	40mm

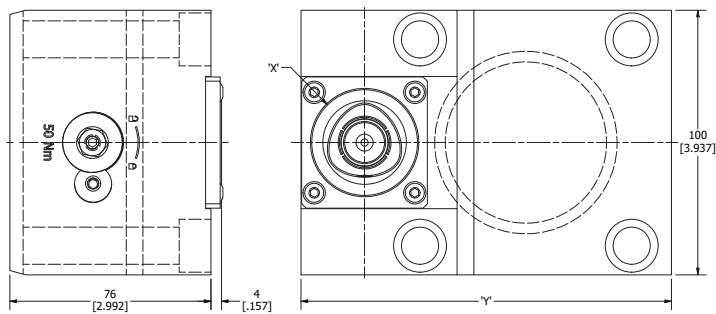
## OKUMA LB4000 **CAPTO ID HOLDER**



PART NUMBER	TOOL CLAMPING	DIMENSION 'X'	DIMENSION 'Y'	DIMENSION 'Z'
LB4000-C4ID	C4	40mm	78mm	114mm
LB4000-C5ID	C5	50mm	83mm	122mm
LB4000-C6ID	C6	63mm	106mm	132mm

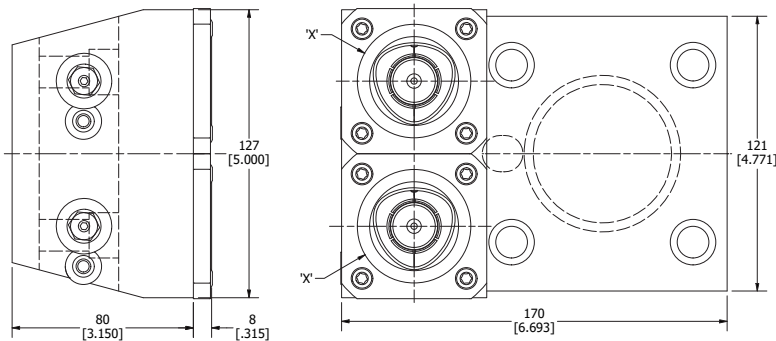


## OKUMA LB4000 CAPTO OD HOLDER



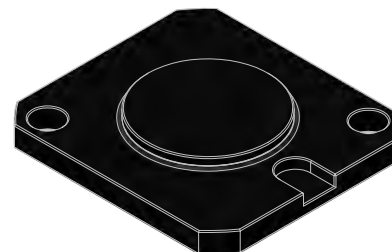
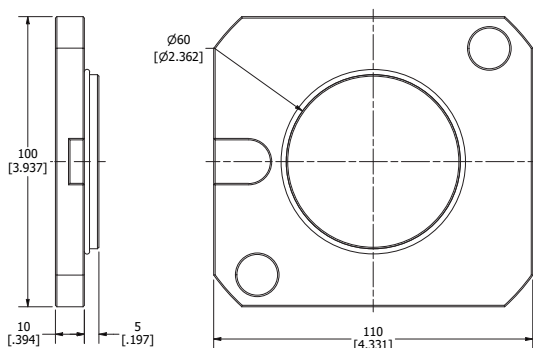
PART NUMBER	TOOL CLAMPING	DIMENSION 'X'	DIMENSION 'Y'
LB4000-C4OD	C4	40mm	140mm
LB4000-C5OD	C5	50mm	160mm

## OKUMA LB4000 DOUBLE CAPTO OD HOLDER



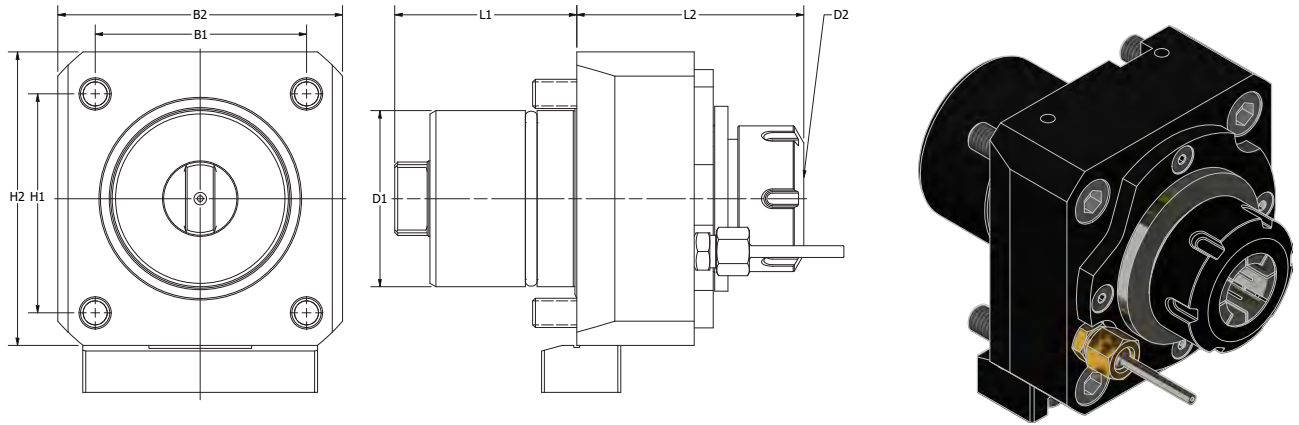
PART NUMBER	TOOL CLAMPING	DIMENSION 'X'
LB4000-C5OD DBL	C5	50mm

## OKUMA LB4000 TURRET PLUG



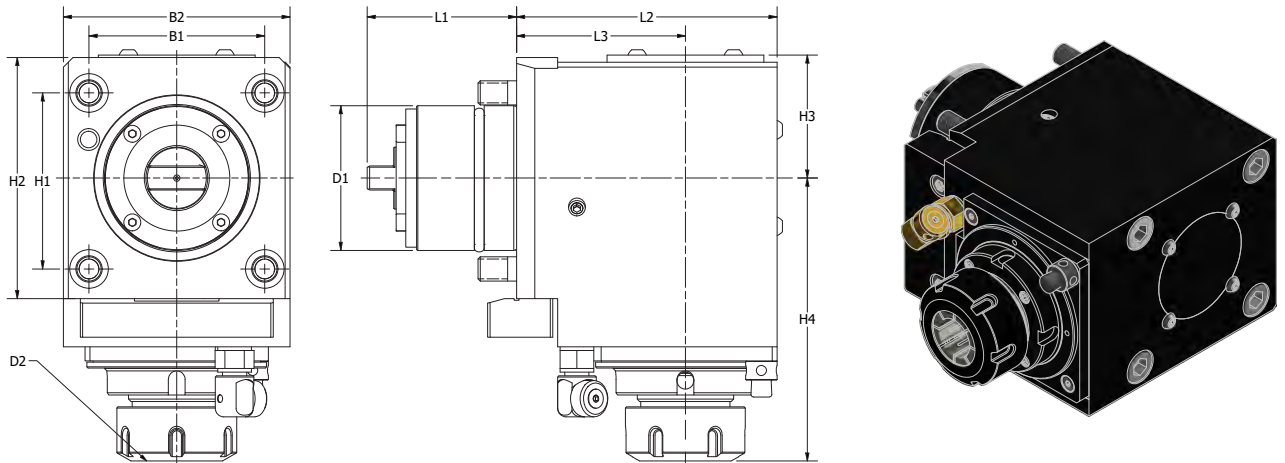
PART NUMBER	DIAMETER (MM)
LB4000-PLUG	60.0

# OKUMA LB4000 RADIAL (STRAIGHT) LIVE TOOL



NAME	COOLANT	D1	D2	H1	H2	B1	B2	L1	L2	N2 MAX	N1:N2	NM
LB4000-ER40-SLT	Ext.	60	3-26 ER40	80	110	78	100	76	82	6000	1:1	80
LB4000-ER40-SLT INT	Ext./Int. 20 bar	60	3-26 ER40	80	110	78	100	76	82	6000	1:1	80

# OKUMA LB4000 RIGHT ANGLE DRILL-MILLING LIVE TOOL

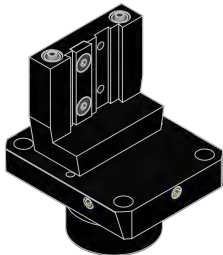
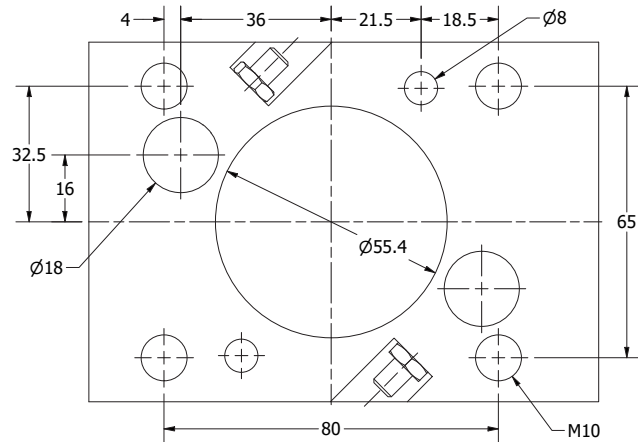


PART NUMBER	COOLANT	D1	D2	H1	H2	H3	H4	B1	B2	L1	L2	L3	N2 MAX	N1:N2	NM
LB4000-ER40-RA	Ext.	60	3-26 ER40	80	110	64	121	78	100	76	129	85	6000	1:1	80
LB4000-ER40-RA INT	Ext./Int. 20 bar	60	3-26 ER40	80	110	64	121	78	100	76	129	85	6000	1:1	80


# OKUMA LT2000 Machine Connections

## COMPATIBLE MACHINES


LT2000 EX M/MY (16 Station Turret)




**CUT OFF BLADE HOLDER**.....pg 000



**OD TURNING HOLDER**.....pg 000



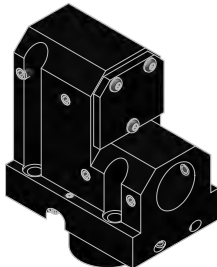
**DOUBLE OD TURNING HOLDER**.....pg 000




**DOUBLE OD FACING HOLDER**.....pg 000




**ID HOLDER**.....pg 000



**DOUBLE ID HOLDER**.....pg 000



**DOUBLE ID HOLDER**.....pg 000




**CAPTO ID HOLDER**.....pg 000



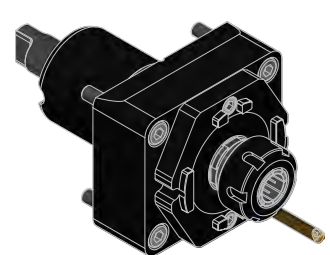
**DOUBLE CAPTO ID HOLDER**.....pg 000




**CAPTO OD HOLDER**.....pg 000



**DOUBLE CAPTO OD HOLDER**.....pg 000

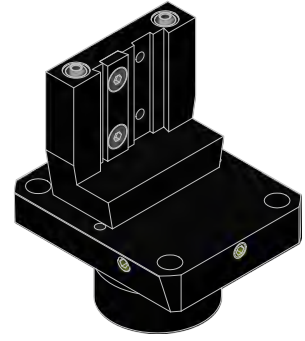
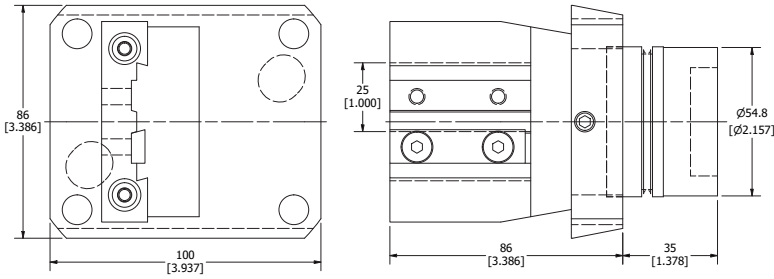


**RADIAL (STRAIGHT) LIVE TOOL**.....pg 000




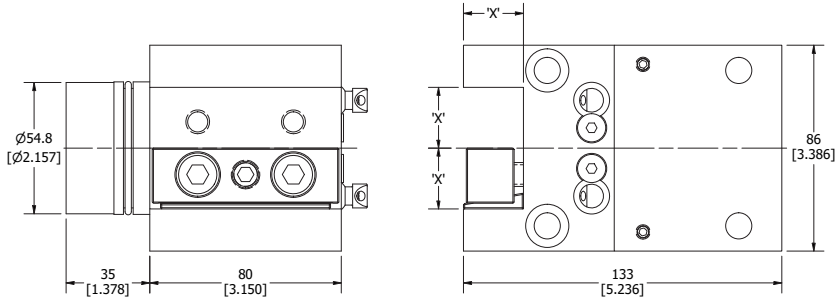
**RIGHT ANGLE DRILL-MILLING LIVE TOOL**.....pg 000

# OKUMA LT2000 CUT OFF BLADE HOLDER




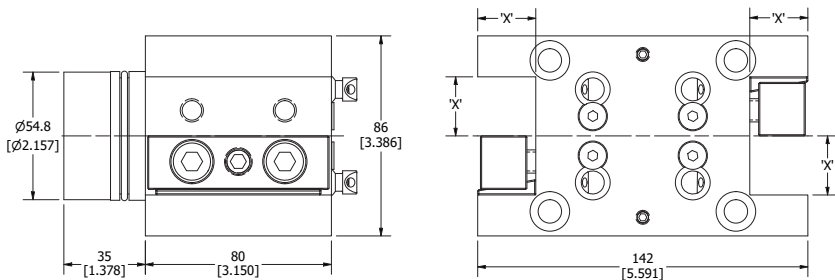
PART NUMBER	TOOL HEIGHT
LT2000-4525	1.000
LT2000-4525M	25mm

# OKUMA LT2000 OD TURNING HOLDER




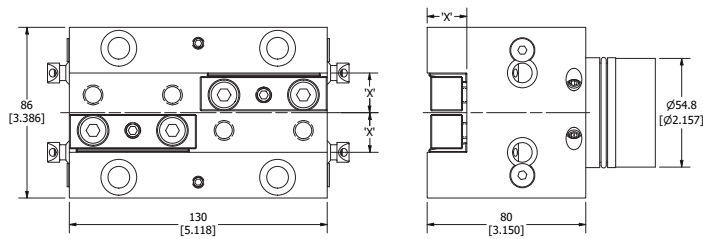
PART NUMBER	DIMENSION 'X'
LT2000-8311A	3/4
LT2000-8311	1.000
LT2000-8311MA	20mm
LT2000-8311M	25mm

# OKUMA LT2000 DOUBLE OD TURNING HOLDER




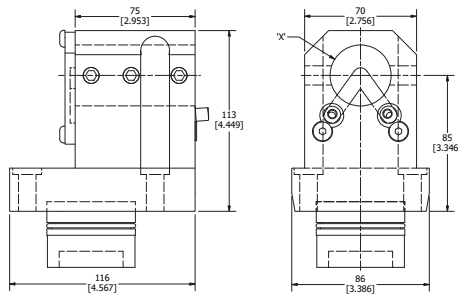
PART NUMBER	DIMENSION 'X'
LT2000-8311A DBL	3/4
LT2000-8311 DBL	1.000
LT2000-8311MA DBL	20mm
LT2000-8311M DBL	25mm

# OKUMA LT2000 **DOUBLE OD FACING HOLDER**



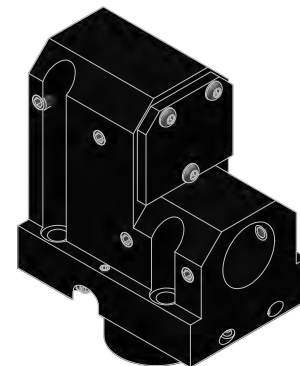
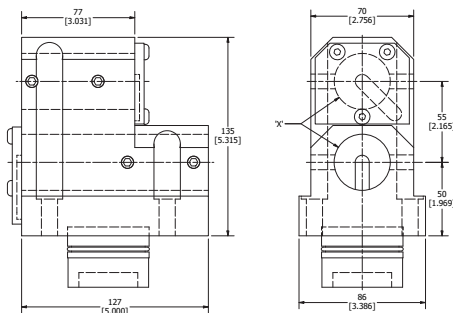
PART NUMBER	DIMENSION 'X'
LT2000-8411 DBL	3/4
LT2000-8411M DBL	20mm

# OKUMA LT2000 **ID HOLDER**



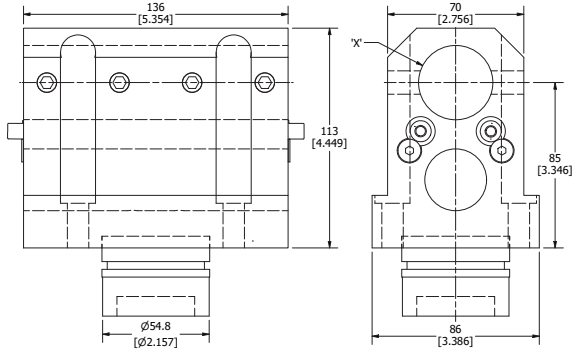
PART NUMBER	DIMENSION 'X'
LT2000-8425	1.000
LT2000-8432	1 1/4
LT2000-8435	1 1/2
LT2000-8425M	25mm
LT2000-8432M	32mm
LT2000-8435M	40mm

# OKUMA LT2000 **DOUBLE ID HOLDER**




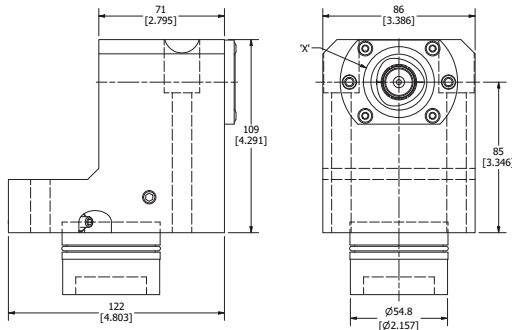
PART NUMBER	DIAMETER
LT2000-8425 DBL	1.000
LT2000-8432 DBL	1 1/4
LT2000-8435 DBL	1 1/2
LT2000-8425M DBL	25mm
LT2000-8432M DBL	32mm
LT2000-8435M DBL	40mm

# OKUMA LT2000 **DOUBLE ID HOLDER**



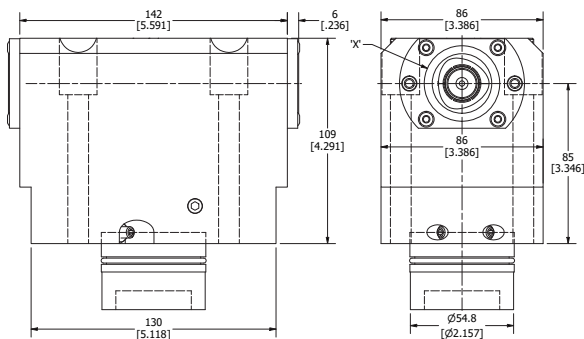
PART NUMBER	DIAMETER
LT2000.8425 T	1.000
LT2000.8432 T	1 1/4
LT2000.8435 T	1 1/2
LT2000.8425M T	25mm
LT2000.8432M T	32mm
LT2000.8435M T	40mm

# OKUMA LT2000 **CAPTO ID HOLDER**




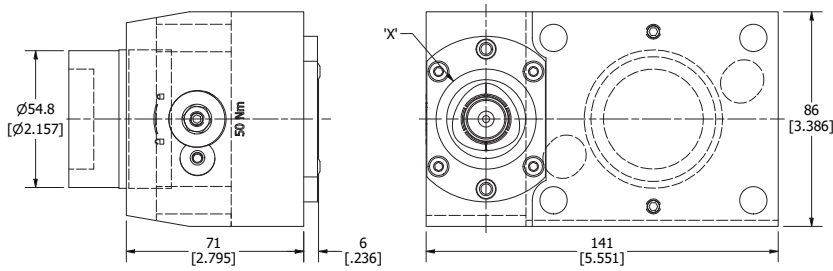
PART NUMBER	TOOL CLAMPING	DIMENSION 'X'
LT2000-C4ID	C4	40mm

# OKUMA LT2000 **DOUBLE CAPTO ID HOLDER**



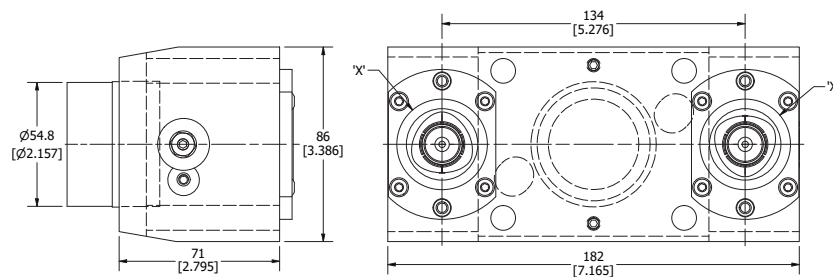
PART NUMBER	TOOL CLAMPING	DIMENSION 'X'
LT2000-C4ID DBL	C4	40mm

## OKUMA LT2000 CAPTO OD HOLDER



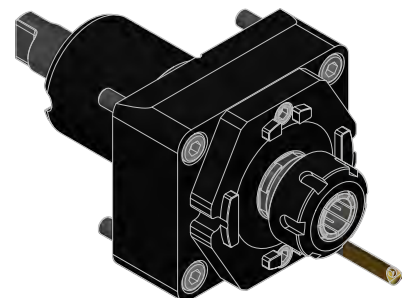
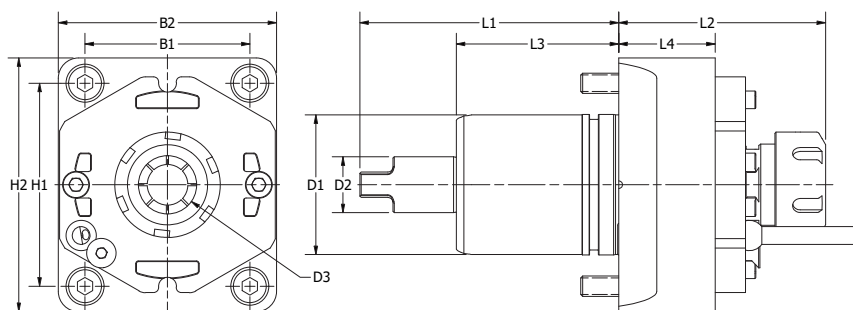
PART NUMBER	TOOL CLAMPING	DIMENSION 'X'
LT2000-C4OD	C4	40mm

## OKUMA LT2000 DOUBLE CAPTO OD HOLDER



PART NUMBER	TOOL CLAMPING	DIMENSION 'X'
LT2000-C4OD DBL	C4	40mm


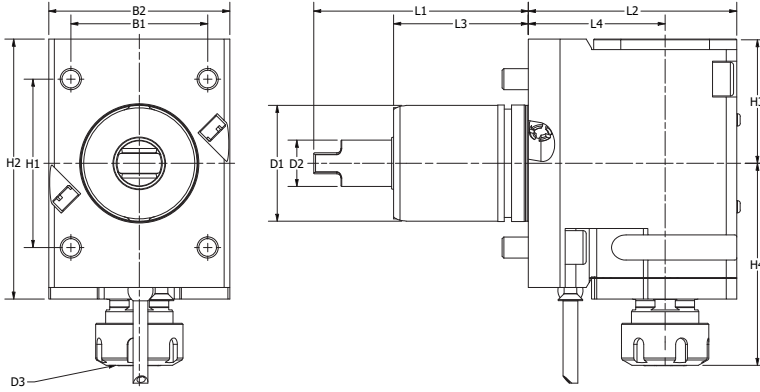
## OKUMA LT2000 RADIAL (STRAIGHT) LIVE TOOL



NAME	COOLANT	D1	D2	D3	H1	H2	B1	B2	L1	L2	L3	L4	N2 MAX	N1:N2	NM
LT2000-ER25-SLT	Ext.	55	22	1-16 ER25	80	100	65	86	102	81.5	64	38	6000	1:1	50
LT2000-ER25-SLT INT	Ext./Int. 20 bar	55	22	1-16 ER25	80	100	65	86	102	81.5	64	38	6000	1:1	50



# OKUMA LT2000 RIGHT ANGLE DRILL-MILLING LIVE TOOL




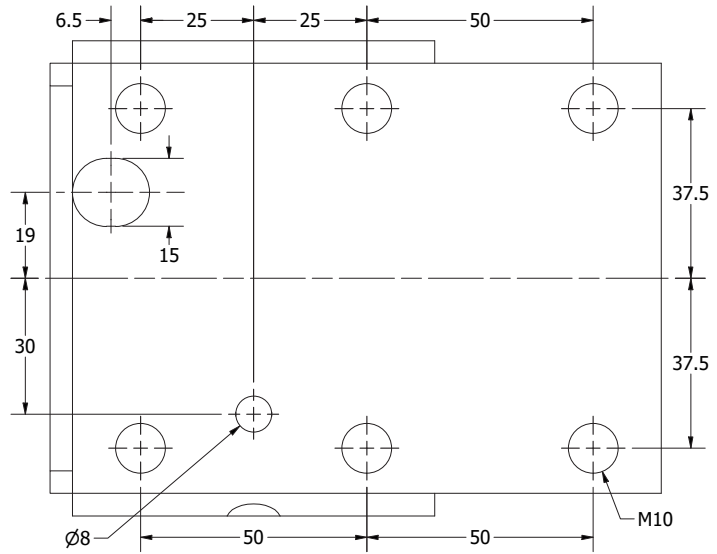
PART NUMBER	COOLANT	D1	D2	D3	H1	H2	H3	H4	B1	B2	L1	L2	L3	L4	N2 MAX	N1:N2	NM
LT2000-ER25-RA	Ext.	55	22	1-16 ER25	80	123.5	59	96	65	86	102	99	64	65	6000	1:1	50
LT2000-ER25-RA INT	Ext./Int. 20 bar	55	22	1-16 ER25	80	123.5	59	96	65	86	102	99	64	65	6000	1:1	50




# OKUMA 2SP Machine Connections

## COMPATIBLE MACHINES

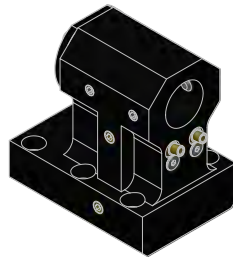
2SP-250 H/HM



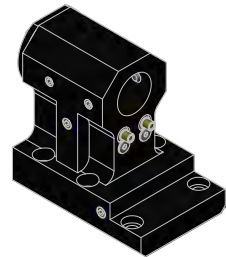
**OD TURNING HOLDER** .pg 000



**OD FACING HOLDER** .pg 000




**ID HOLDER** .....pg 000




**OFFSET ID HOLDER** .pg 000



**CAPTO ID HOLDER** .....pg 000


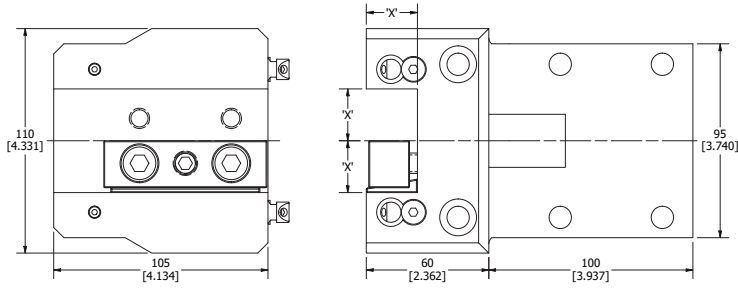


**CAPTO OD HOLDER** .pg 000




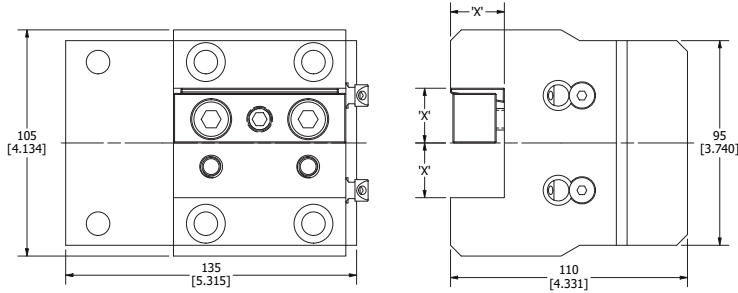
**OFFSET CAPTO ID HOLDER** .....pg 000

## OKUMA 2SP OD TURNING HOLDER



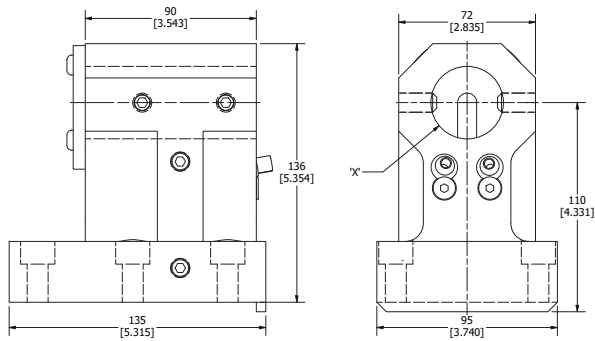
PART NUMBER	DIMENSION 'X'
2SP250H-8311	1.000
2SP250H-8311M	25mm

## OKUMA 2SP OD FACING HOLDER



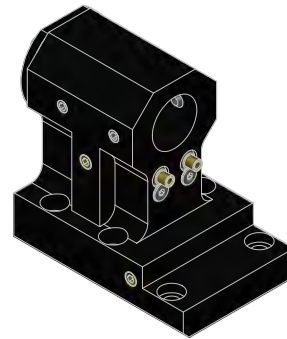
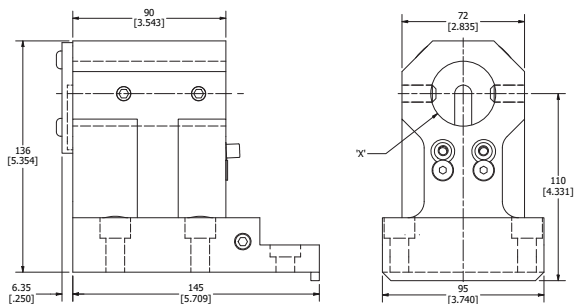
PART NUMBER	DIMENSION 'X'
2SP250H-8411	1.000
2SP250H-8411M	25mm

## OKUMA 2SP ID HOLDER



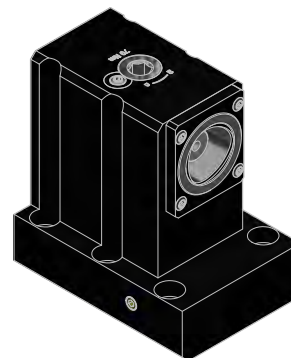
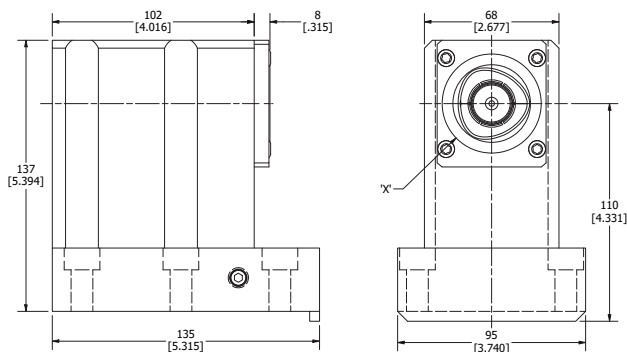
PART NUMBER	DIMENSION 'X'
2SP250H-8435	1.500
2SP250H-8435M	40mm

## OKUMA 2SP OFFSET ID HOLDER



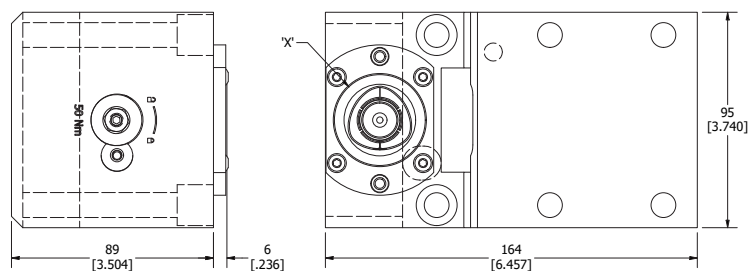
PART NUMBER	DIAMETER
2SP250H-8435 OS	1.500
2SP250H-8435M OS	40mm

## OKUMA 2SP CAPTO ID HOLDER



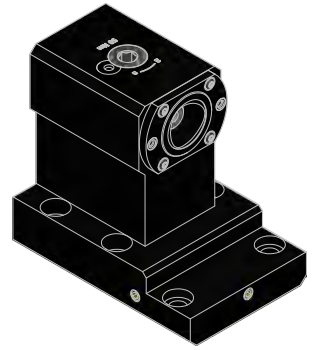
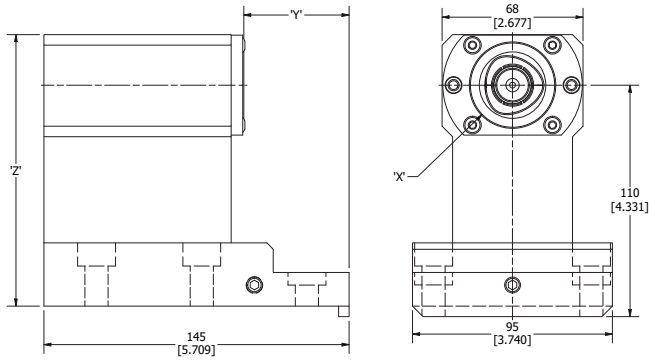
PART NUMBER	TOOL CLAMPING	DIMENSION 'X'
2SP250H-C5ID	C5	50mm

## OKUMA 2SP CAPTO OD HOLDER



PART NUMBER	TOOL CLAMPING	DIMENSION 'X'
2SP250H-C4OD	C4	40mm
2SP250H-C5OD	C5	50mm

# OKUMA 2SP OFFSET CAPTO ID HOLDER




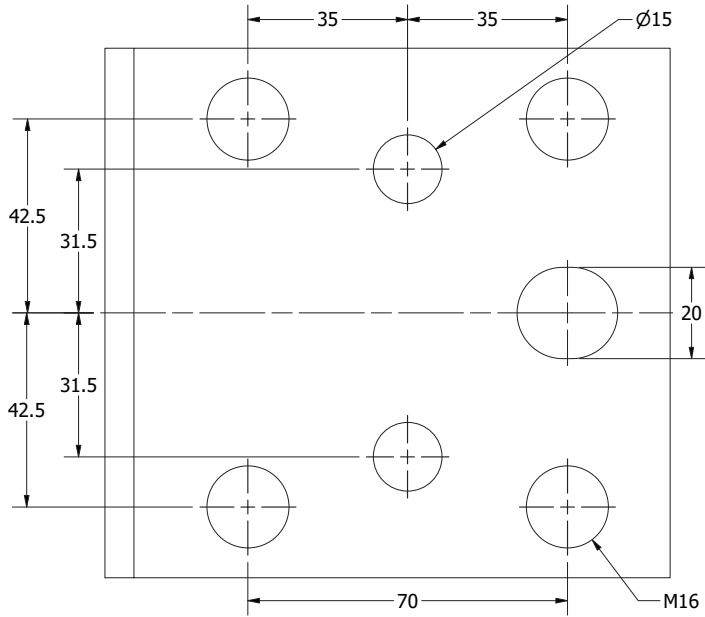
PART NUMBER	TOOL CLAMPING	DIMENSION 'X'	DIMENSION 'Y'	DIMENSION 'Z'
2SP250H-C4ID OS	C4	40mm	50mm	129mm
2SP250H-C5ID OS	C5	50mm	64mm	137mm

# OKUMA LB35 Machine Connections

**COMPATIBLE MACHINES**

**LB35**

**LU35**




**OD TURNING HOLDER**.pg 000




**OD FACING HOLDER**.pg 000



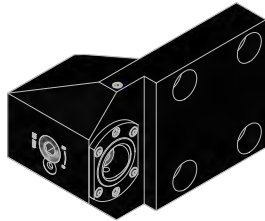
**ID HOLDER**.....pg 000



**SPLIT ID HOLDER**..pg 000


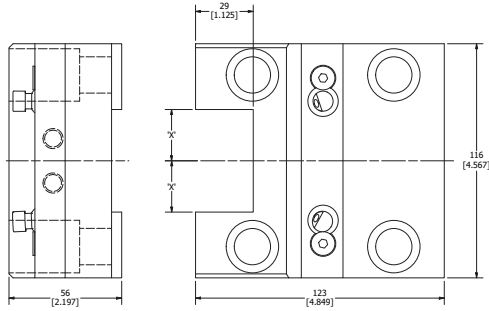


**CAPTO ID HOLDER**.....pg 000



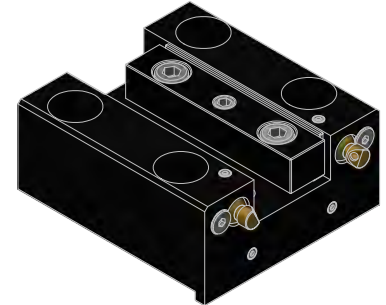
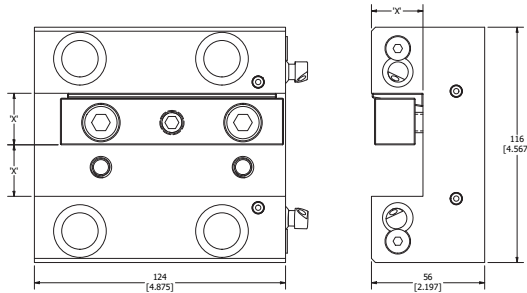
**CAPTO OD HOLDER**.pg 000

# OKUMA LB35 OD TURNING HOLDER



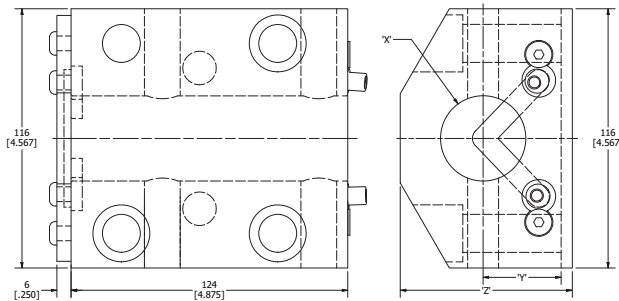
PART NUMBER	DIMENSION 'X'
LB35-8311	1.000
LB35-8311M	25mm

# OKUMA LB35 OD FACING HOLDER



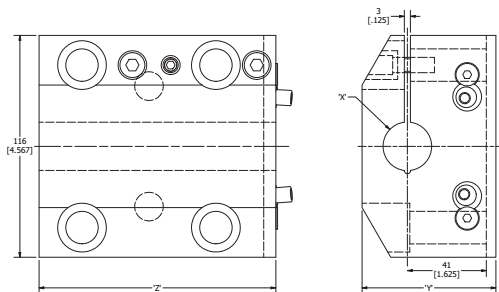
PART NUMBER	DIMENSION 'X'
LB35-8411	1.000
LB35-8411M	25mm

# OKUMA LB35 ID HOLDER




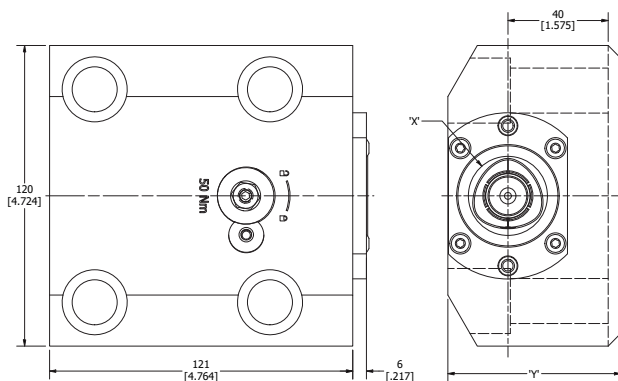
PART NUMBER	DIMENSION 'X'	DIMENSION 'Y'	DIMENSION 'Z'
LB35-8435	1 1/2	1.375	3.031
LB35-8445	1 3/4	1.375	3.031
LB35-8436	2.000	1.375	3.031
LB35-8437	2 1/2	1.625	3.346
LB35-8435M	40mm	35mm	77mm
LB35-8445M	45mm	35mm	77mm
LB35-8436M	50mm	35mm	77mm
LB35-8437M	65mm	41.5mm	85mm

# OKUMA LB35 SPLIT ID HOLDER




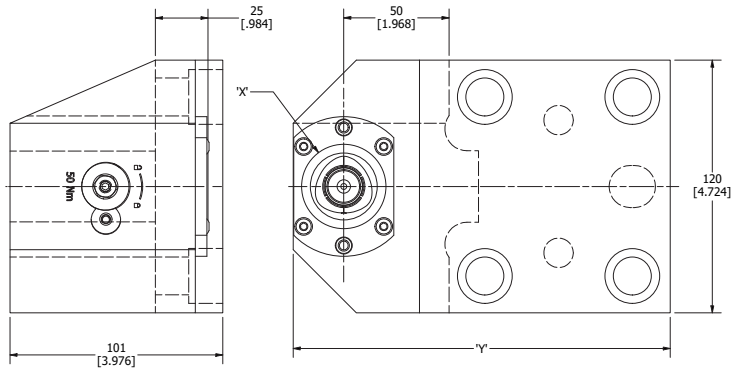
PART NUMBER	DIMENSION 'X'	DIMENSION 'Y'	DIMENSION 'Z'
LB35-8425 SPT	1.000	2.756	4.875
LB35-8432 SPT	1 1/4	3.071	4.875
LB35-8435 SPT	1 1/2	3.071	4.875
LB35-8436 SPT	2.000	3.071	4.875
LB35-8437 SPT	2 1/2	3.465	6.000
LB35-8425M SPT	25mm	70.0	124.0
LB35-8432M SPT	32mm	78.0	124.0
LB35-8435M SPT	40mm	78.0	124.0
LB35-8436M SPT	50mm	78.0	124.0
LB35-8437M SPT	65mm	88.0	152.0

# OKUMA LB35 CAPTO ID HOLDER



PART NUMBER	TOOL CLAMPING	DIMENSION 'X'	DIMENSION 'Y'
LB35-C4ID	C4	40mm	69mm
LB35-C5ID	C5	50mm	77mm

# OKUMA LB35 CAPTO OD HOLDER



PART NUMBER	TOOL CLAMPING	DIMENSION 'X'	DIMENSION 'Y'
LB35-C4OD	C4	40mm	179mm
LB35-C5OD	C5	50mm	195mm

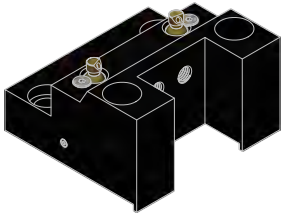
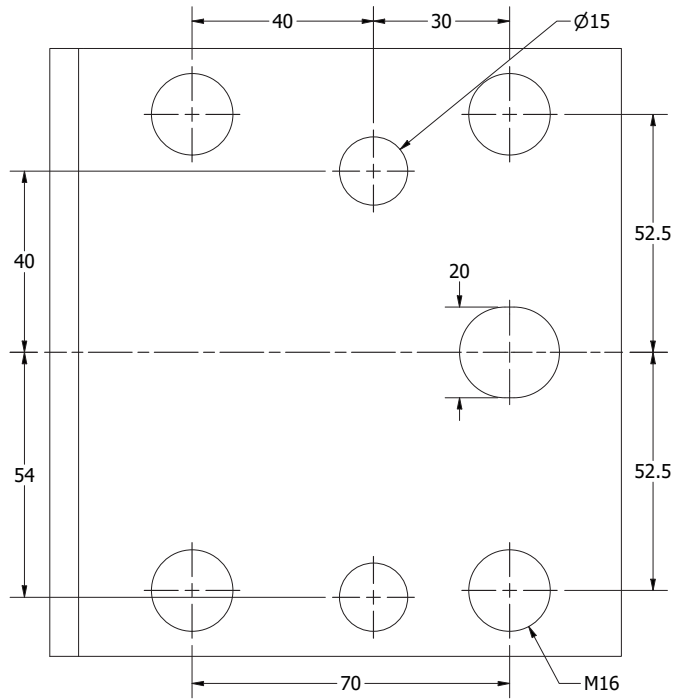


# OKUMA LB45 Machine Connections

## COMPATIBLE MACHINES

LB45

LU45



**OD TURNING HOLDER**.pg 000



**OD FACING HOLDER**.pg 000



**ID HOLDER**.....pg 000




**SPLIT ID HOLDER**...pg 000



**WIDE SPLIT ID HOLDER**.pg 000


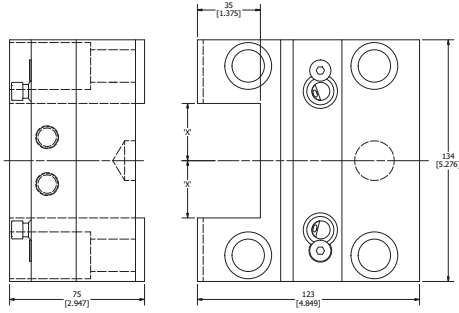


**CAPTO ID HOLDER**....pg 000




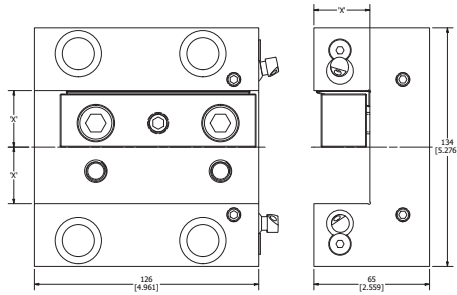
**CAPTO OD HOLDER**....pg 000

# OKUMA LB45 OD TURNING HOLDER



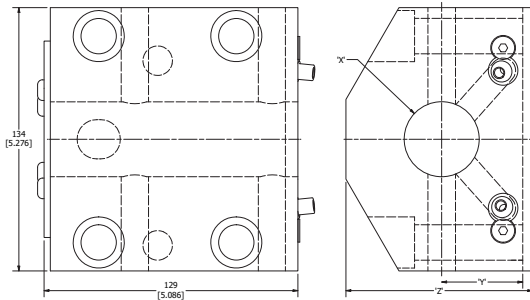
PART NUMBER	DIMENSION 'X'
LB45-8311B	1 1/4
LB45-8311MB	32mm

# OKUMA LB45 OD FACING HOLDER



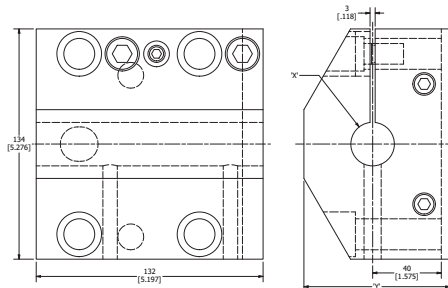
PART NUMBER	DIMENSION 'X'
LB45-8411B	1 1/4
LB45-8411MB	32mm

# OKUMA LB45 ID HOLDER



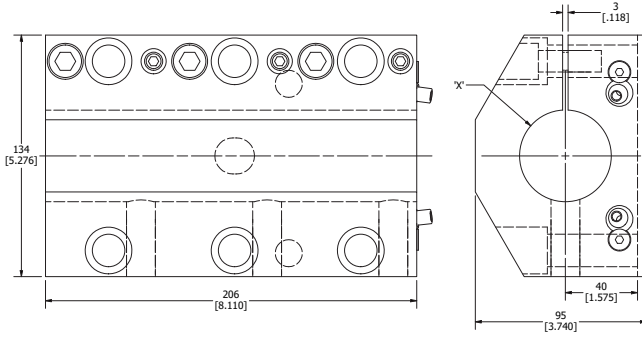
PART NUMBER	DIMENSION 'X'	DIMENSION 'Y'	DIMENSION 'Z'
LB45-8435	1 1/2	1.625	3.740
LB45-8445	1 3/4	1.625	3.740
LB45-8436	2.000	1.625	3.740
LB45-8437	2 1/2	1.625	3.740
LB45-8475	3.000	1.969	3.937
LB45-8435M	40mm	41.275mm	95mm
LB45-8445M	45mm	41.275mm	95mm
LB45-8436M	50mm	41.275mm	95mm
LB45-8437M	65mm	41.275mm	96mm
LB45-8480M	65mm	49.9999mm	100mm

# OKUMA LB45 SPLIT ID HOLDER



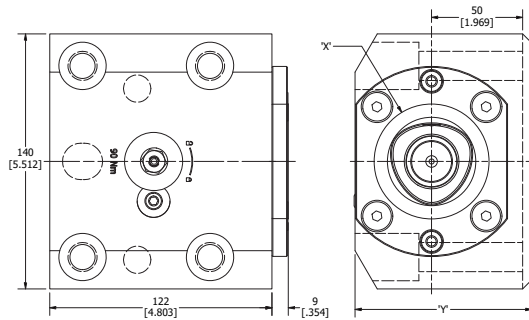
PART NUMBER	DIMENSION 'X'	DIMENSION 'Y'
LB45-8425 SPT	1.000	3.346
LB45-8432 SPT	1 1/4	3.346
LB45-8435 SPT	1 1/2	3.346
LB45-8445 SPT	1 3/4	3.346
LB45-8436 SPT	2.000	3.346
LB45-8437 SPT	2 1/2	3.740
LB45-8425M SPT	25mm	85mm
LB45-8432M SPT	32mm	85mm
LB45-8435M SPT	40mm	85mm
LB45-8445M SPT	45mm	85mm
LB45-8436M SPT	50mm	85mm
LB45-8437M SPT	65mm	95mm

## OKUMA LB45 WIDE SPLIT ID HOLDER



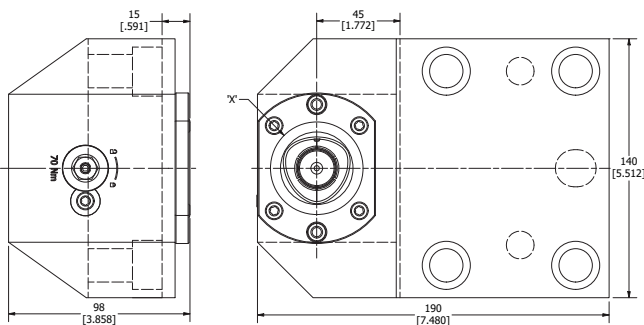
PART NUMBER	DIMENSION 'X'
LB45WD-8436 SPT	2.000
LB45WD-8437 SPT	2 1/2
LB45WD-8436M SPT	50mm
LB45WD-8437M SPT	65mm

## OKUMA LB45 CAPTO ID HOLDER



PART NUMBER	TOOL CLAMPING	DIMENSION 'X'	DIMENSION 'Y'
LB45-C5ID	C5	50mm	87mm
LB45-C6ID	C6	63mm	97mm

## OKUMA LB45 CAPTO OD HOLDER



PART NUMBER	TOOL CLAMPING	DIMENSION 'X'	DIMENSION 'Y'
LB45-C5OD	C5	50mm	190mm

# OKUMA TYPE A, B, C, D



**TYPE A** .....pg 000



**TYPE B** .....pg 000

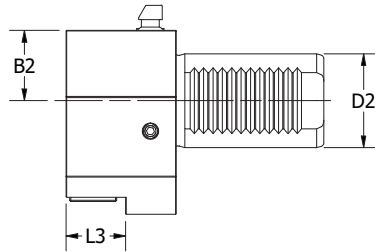
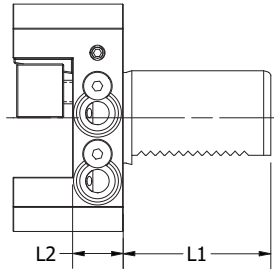
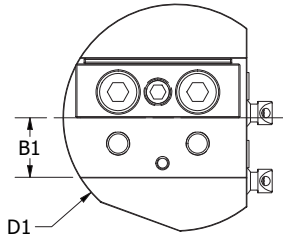


**TYPE C** .....pg 000



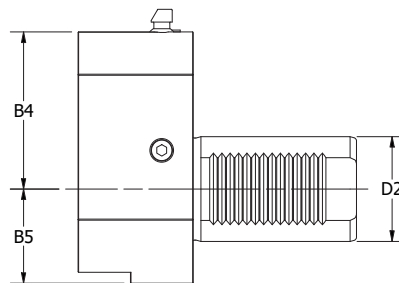
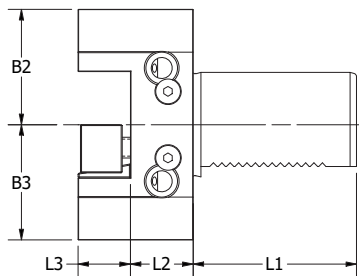
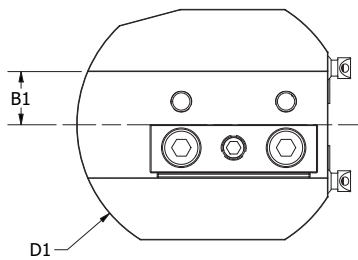
**TYPE D** .....pg 000

## OKUMA TYPE A



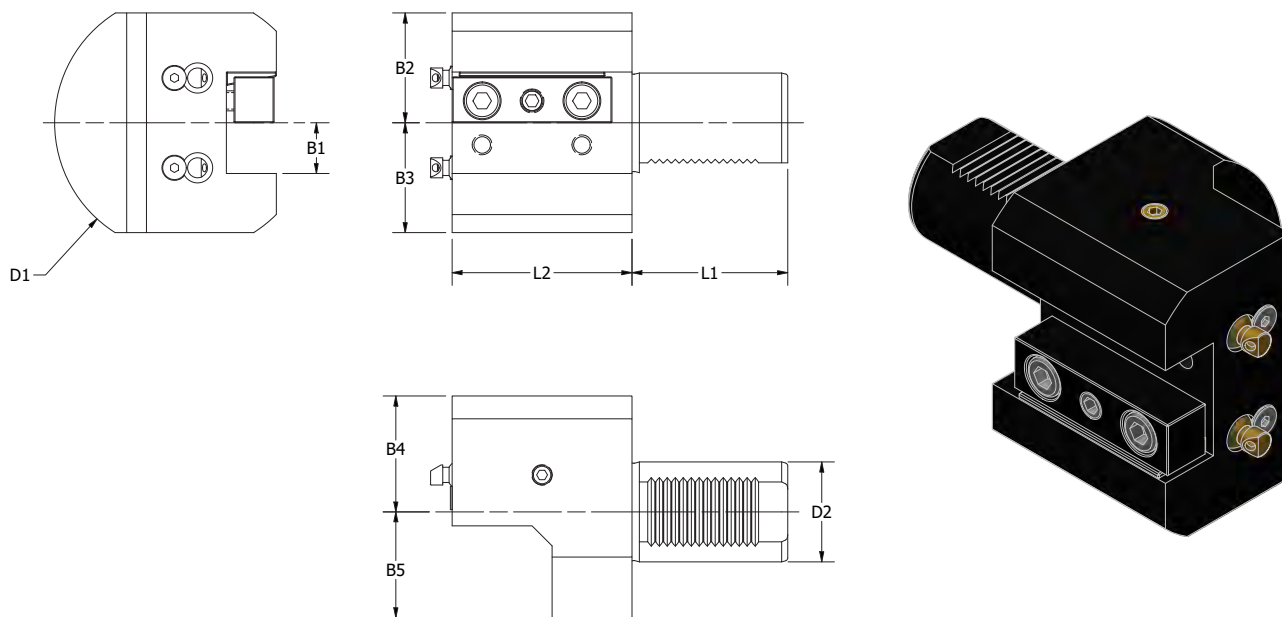
PART NUMBER	D1	D2	B1	B2	L1	L2	L3
TYPE A.5025	120	50	1.000	40	78	30	25
TYPE A.4025	97	40	1.000	30	63	22	25
TYPE A.3025	80	30	1.000	30	55	22	25
TYPE A.3020	80	30	3/4	30	55	22	20

## OKUMA TYPE B



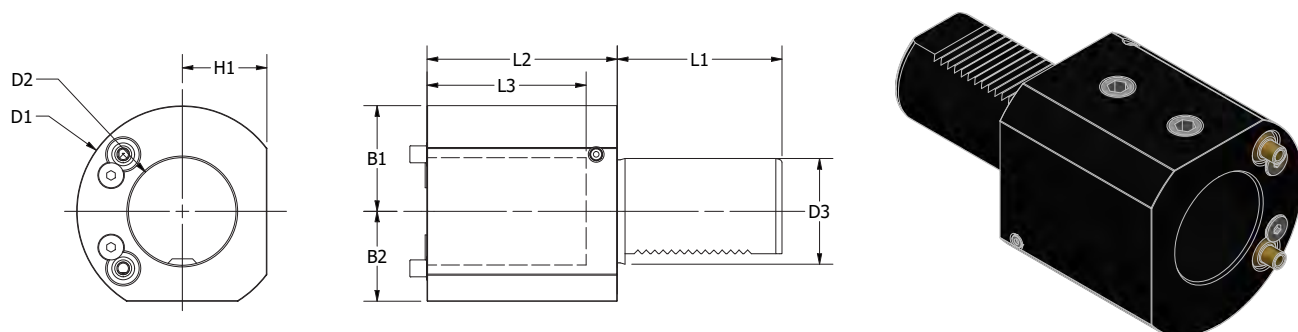
PART NUMBER	D1	D2	B1	B2	B3	B4	B5	L1	L2	L3
TYPE B.5025	130	50	1.000	55	55	75	45	78	30	25
TYPE B.4025	107	40	1.000	53.5	53.5	65	30	63	22	25
TYPE B.3025	90	30	1.000	45	45	55	25	55	22	25
TYPE B.3020	90	30	3/4	45	45	55	25	55	22	20

## OKUMA TYPE C



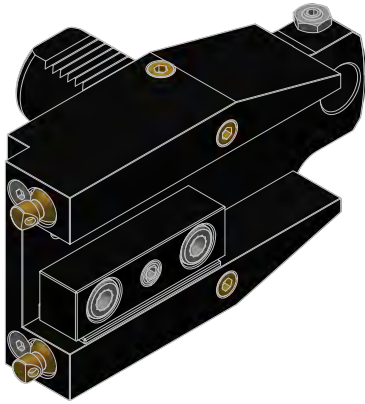
PART NUMBER	D1	D2	B1	B2	B3	B4	B5	L1	L2	L3
TYPE C.5025	130	50	1.000	55	55	58	53	78	90	25
TYPE C.4025	100	40	1.000	50	50	50	36	63	72	25
TYPE C.3025	85	30	1.000	42.5	42.5	50	27.5	55	65	25
TYPE C.3020	85	30	3/4	42.5	42.5	50	27.5	55	65	20

## OKUMA TYPE D



PART NUMBER	D1	D2	D3	B1	B2	H1	L1	L2	L3
TYPE D.6040	125	1 1/2	60	62.5	55	50	98	110	95
TYPE D.5065	120	2 1/2	50	60	50	45	78	110	90
TYPE D.5050	100	2.000	50	50	42.5	40	78	90	75
TYPE D.4040	85	1 1/2	40	42.5	34.5	34.5	63	75	65
TYPE D.3032	78	1 1/4	30	39	30.5	30.5	55	70	60
TYPE D.3020	78	3/4	30	39	30.5	30.5	55	70	60


# OKUMA TYPE LN



**RAIDAL HOLDER**.....pg 000



**FACING HOLDER**.....pg 000




**DOUBLE OD RADIAL HOLDER**.....pg 000



**OFFSET ID HOLDER**.....pg 000



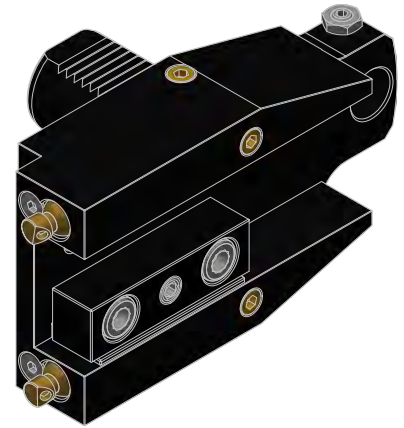
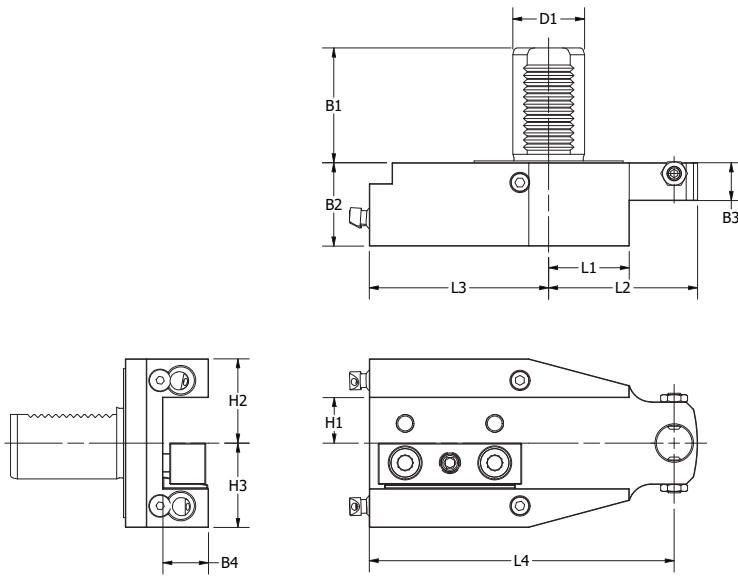
**DOUBLE ID HOLDER**.....pg 000



**RADIAL-ID HOLDER COMBINATION HOLDER**.....pg 000

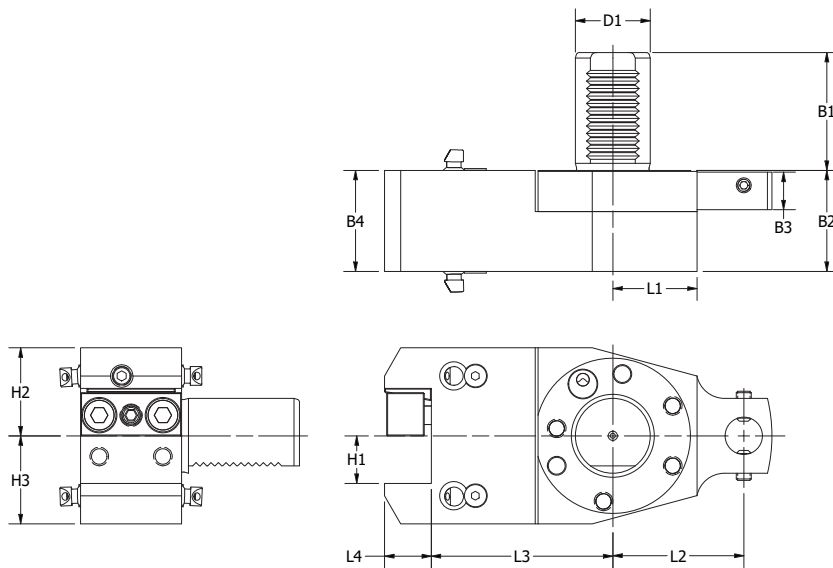


# OKUMA Type LN RAIDAL HOLDER



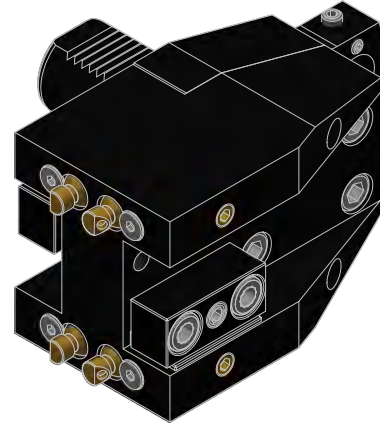
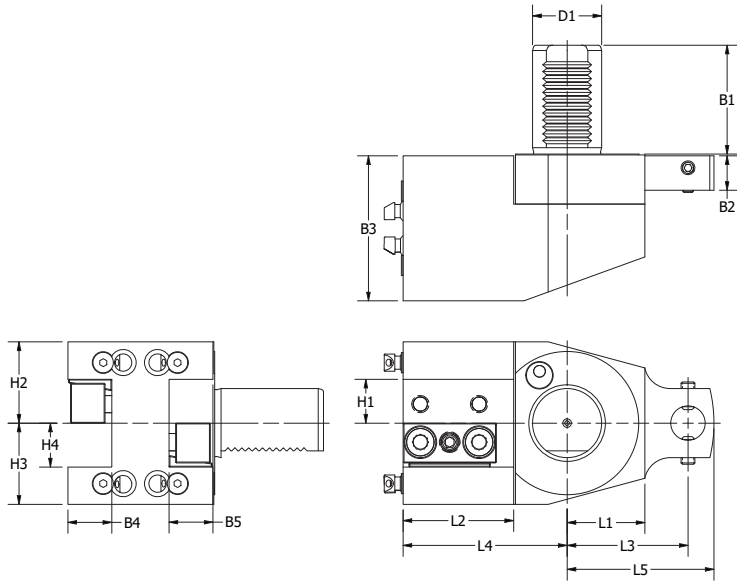
PART NUMBER	D1	B1	B2	B3	B4	L1	L2	L3	L4	H1	H2	H3
LN22.4025SS	40	63	46	21	25	45	83	35	105	1.000	47	47
LN22.4025S	40	63	46	21	25	45	83	65	135	1.000	47	47
LN22.4025	40	63	46	21	25	45	83	100	170	1.000	47	47

# OKUMA Type LN FACING HOLDER




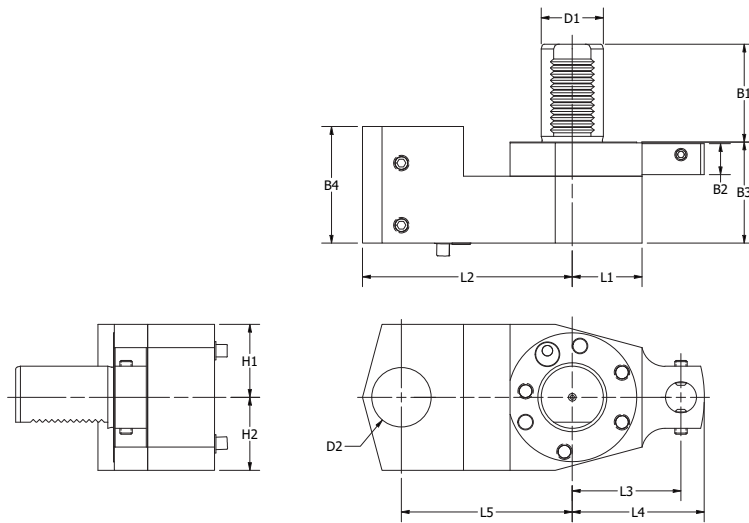
PART NUMBER	D1	B1	B2	B3	B4	L1	L2	L3	L4	H1	H2	H3
LN31.4025	40	63	54	20	54	45	70	97	25	1.000	47	47

# OKUMA Type LN **DOUBLE OD RADIAL HOLDER**



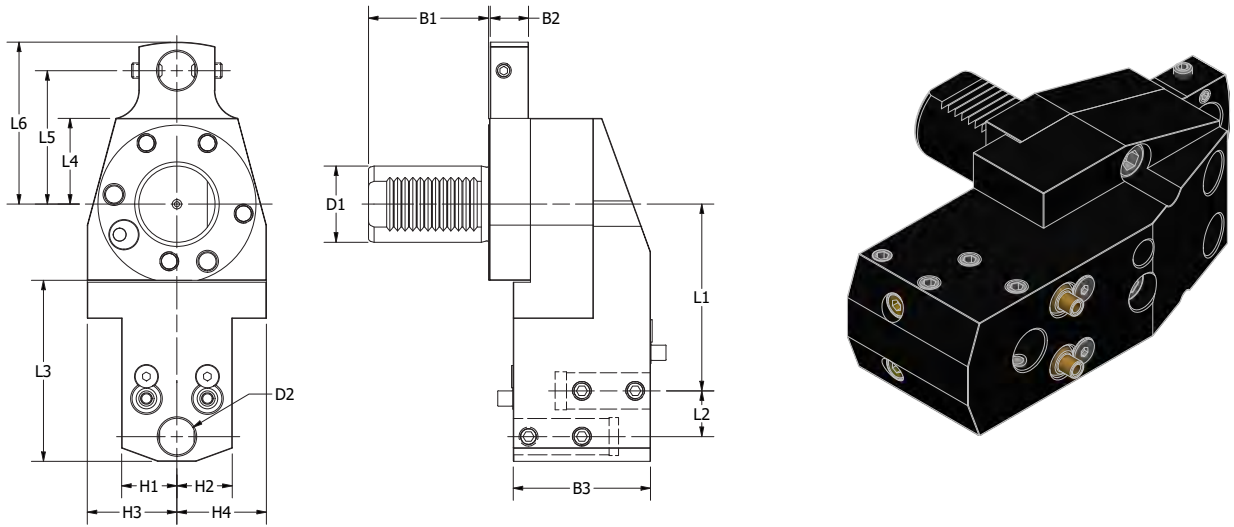
PART NUMBER	D1	B1	B2	B3	B4	B5	L1	L2	L3	L4	L5	H1	H2	H3	H4
LN42.4025	40	63	20	84	25	25	45	64	70	95	85	1.000	47	47	25

# OKUMA Type LN **OFFSET ID HOLDER**



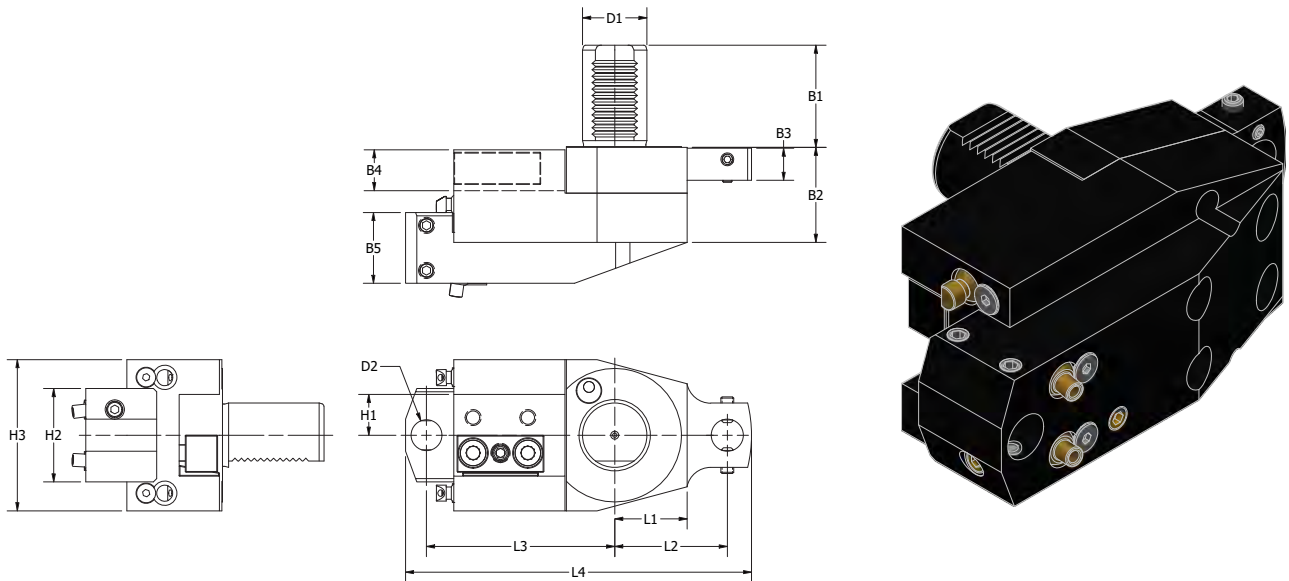
PART NUMBER	D1	D2	B1	B2	B3	B4	L1	L2	L3	L4	L5	H1	H2
LN52.4050	40	2.000	63	20	65	75	45	142.5	70	85	110	47	47
LN52.4040	40	1 1/2	63	20	65	75	45	135	70	85	110	47	47
LN52.4025	40	1.000	63	20	65	75	45	135	70	85	110	47	47

# OKUMA Type LN **DOUBLE ID HOLDER**



PART NUMBER	D1	D2	B1	B2	B3	L1	L2	L3	L4	L5	L6	H1	H2	H3	H4
LN59.4025	40	1.000	63	20	72	95	30	105	45	70	85	29	29	47	47
LN59.4020	40	3/4	63	20	72	98	24	95	45	70	85	29	29	47	47

# OKUMA Type LN **Radial-ID Holder Combination Holder**




PART NUMBER	D1	D2	B1	B2	B3	B4	B5	L1	L2	L3	L4	H1	H2	H3	H4
LN91.4020	40	3/4	63	59.5	20	25	44	45	70	117	215	1.000	58	94	47
LN92.4020	40	3/4	63	59.5	20	45	25	45	70	124	222	1.000	58	94	47


# OKUMA OK3024 Machine Connections

## COMPATIBLE MACHINES


- LB10M
- LB10IIM
- LR10M
- LB200M



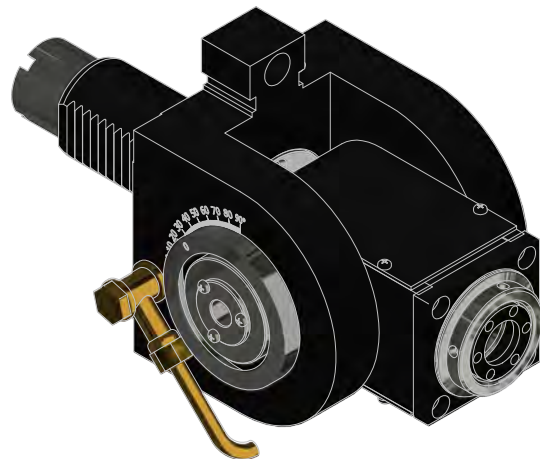
**STRAIGHT DRILL-MILLING LIVE TOOL**.....pg 000



**RIGHT ANGLE DRILL-MILLING LIVE TOOL**.....pg 000


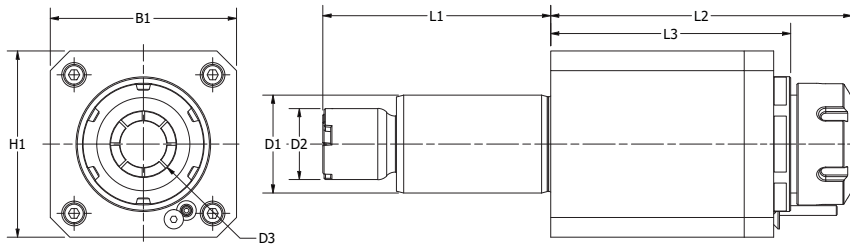


**SHORT RIGHT ANGLE DRILL-MILLING LIVE TOOL**.....pg 000




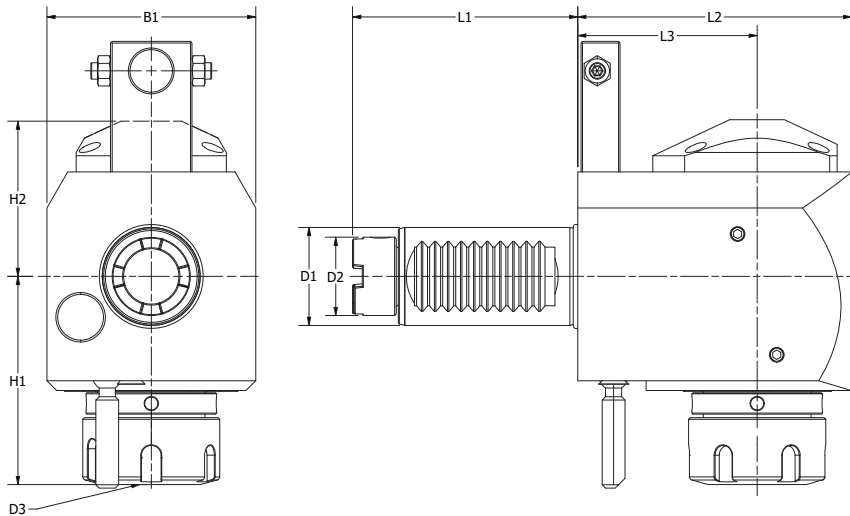
**ADJUSTABLE ANGLE LIVE TOOL**.....pg 000

# OKUMA OK3024 STRAIGHT DRILL-MILLING LIVE TOOL




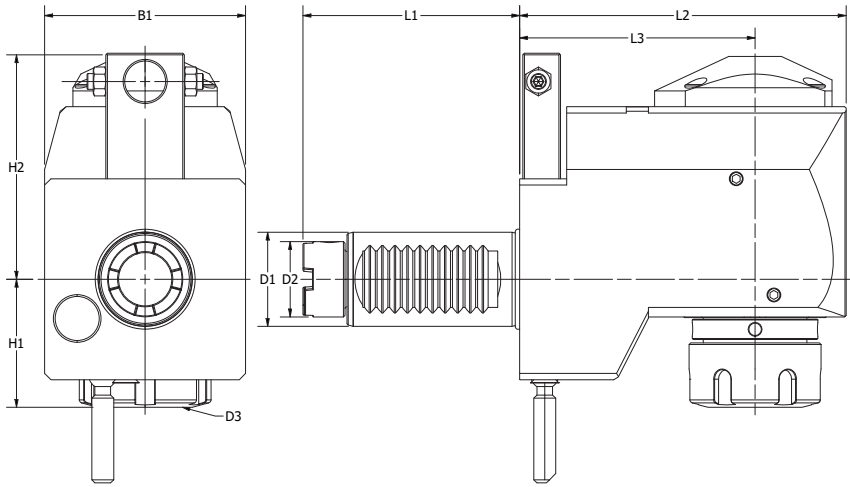
NAME	COOLANT	D1	D2	D3	H1	B1	L1	L2	L3	N2 MAX	N1:N2	NM	KG
OK3024-ER25-SLT	Ext.	30	24	1-16 ER25	68	64	69	88.6	60	6000	1:1	28	2.8
OK3024-ER25-SLT INT	Ext./Int.	30	24	1-16 ER25	68	64	69	88.6	60	6000	1:1	28	2.8

# OKUMA OK3024 RIGHT ANGLE DRILL-MILLING LIVE TOOL



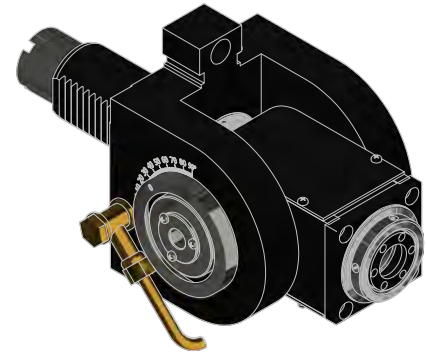
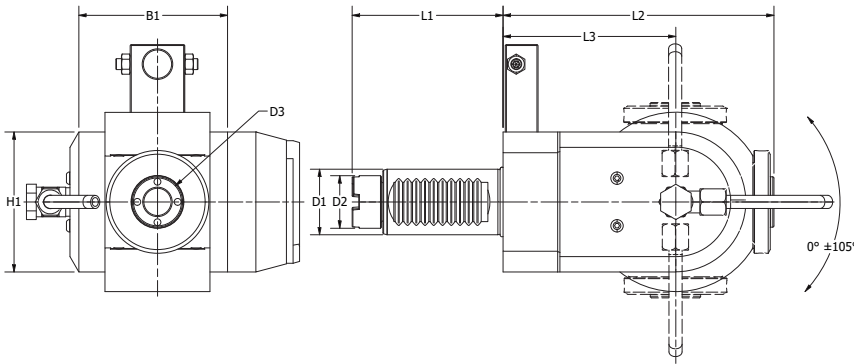
PART NUMBER	COOLANT	D1	D2	D3	H1	H2	B1	L1	L2	L3	N2 MAX	N1:N2	NM	KG
OK3024-ER25-RA	Ext.	30	24	1-16 ER25	64	48	64	69	84	55	6000	1:1	28	3.8
OK3024-ER25-RA INT	Ext./Int.	30	24	1-16 ER25	64	48	64	69	84	55	6000	1:1	28	3.8

# OKUMA OK3024 SHORT RIGHT ANGLE DRILL-MILLING LIVE TOOL



PART NUMBER	COOLANT	D1	D2	D3	H1	H2	B1	L1	L2	L3	N2 MAX	N1:N2	NM	KG
OK3024-ER25-RAS	Ext.	30	24	1-16 ER25	41	71	64	69	104	75	6000	1:1	22	5.0
OK3024-ER25-RAS INT	Ext./Int.	30	24	1-16 ER25	41	71	64	69	104	75	6000	1:1	28	5.0


# OKUMA OK3024 ADJUSTABLE ANGLE LIVE TOOL




PART NUMBER	COOLANT	D1	D2	D3	H1	B1	L1	L2	L3	N2 MAX	N1:N2	NM	KG
OK3024-ER16-ADJ90	Ext.	30	24	1-10 ER16	64	99	69	124	79	6000	1:1	16	4.6
OK3024-ER16-ADJ90 INT	Ext.	30	24	1-10 ER16	64	99	69	124	79	6000	1:1	16	4.6

# OKUMA OK4029 Machine Connections


COMPATIBLE MACHINES	
LB15M	LB300MY
LB15IIM	LU300M
LB15IIMY	L370M
LU15M	LVT300M
LB300M	LVT400M



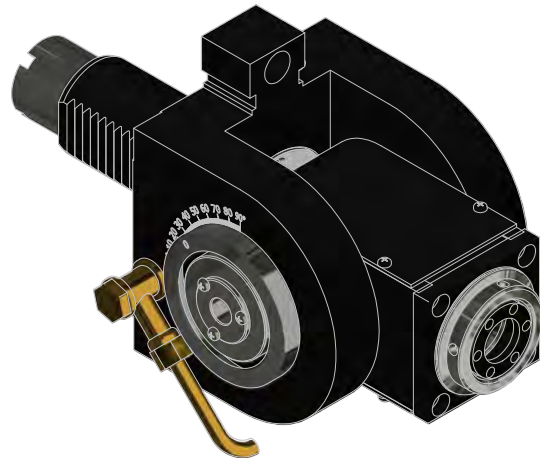
**STRAIGHT DRILL-MILLING LIVE TOOL**.....pg 000



**RIGHT ANGLE DRILL-MILLING LIVE TOOL**.....pg 000




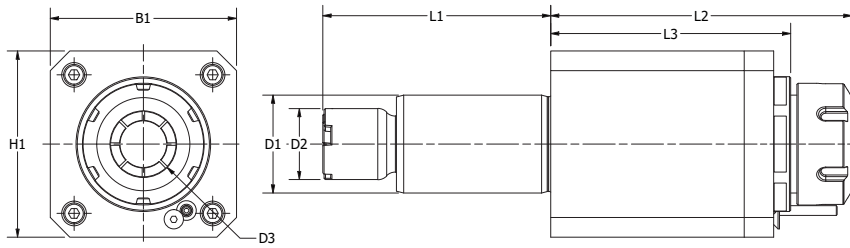
**SHORT RIGHT ANGLE DRILL-MILLING LIVE TOOL**.....pg 000



**ADJUSTABLE ANGLE LIVE TOOL**.....pg 000


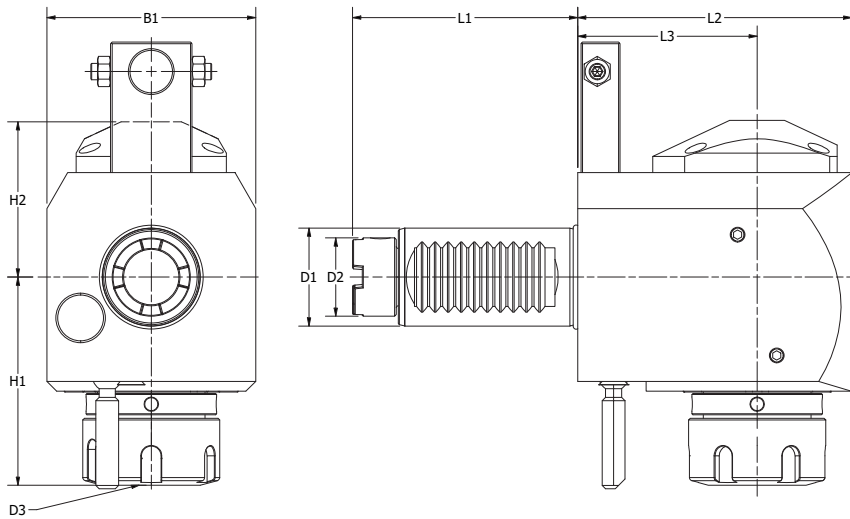


# OKUMA OK4029 STRAIGHT DRILL-MILLING LIVE TOOL



NAME	COOLANT	D1	D2	D3	H1	B1	L1	L2	L3	N2 MAX	N1:N2	NM	KG
OK4029-ER25-SLT	Ext.	40	29	1-16 ER25	86	80	93	106	76	6000	1:1	50	4.0
OK4029-ER25-SLT INT	Ext./Int.	40	29	1-16 ER25	86	80	93	106	76	6000	1:1	50	4.0
OK4029-ER32-SLT	Ext.	40	29	4-20 ER32	86	80	93	109	76	6000	1:1	50	4.0
OK4029-ER32-SLT INT	Ext./Int.	40	29	4-20 ER32	86	80	93	109	76	6000	1:1	50	4.0


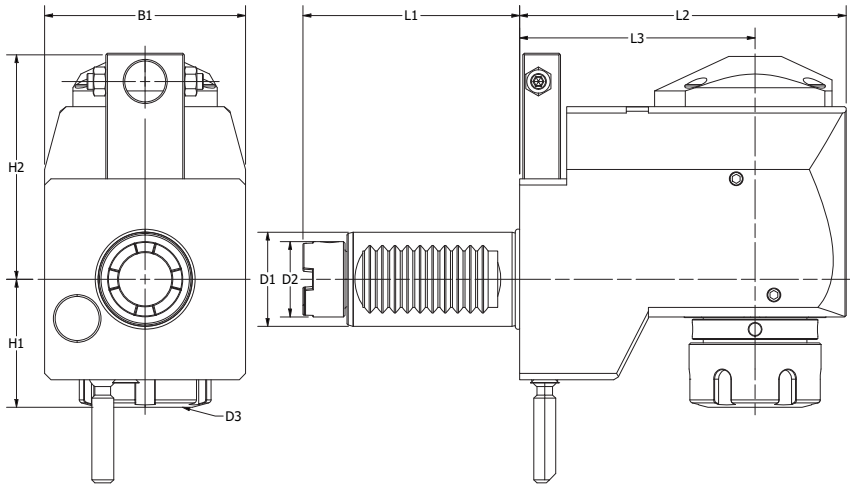
# OKUMA OK4029 RIGHT ANGLE DRILL-MILLING LIVE TOOL



PART NUMBER	COOLANT	D1	D2	D3	H1	H2	B1	L1	L2	L3	N2 MAX	N1:N2	NM	KG
OK4029-ER25-RA	Ext.	40	29	1-16 ER25	72	59	75	93	116	80	6000	1:1	50	6.0
OK4029-ER25-RA INT	Ext./Int.	40	29	1-16 ER25	72	62	75	93	116	80	6000	1:1	50	6.0
OK4029-ER32-RA	Ext.	40	29	4-20 ER32	75	59	75	93	116	80	6000	1:1	50	6.0
OK4029-ER32-RA INT	Ext./Int.	40	29	4-20 ER32	75	62	75	93	116	80	6000	1:1	50	6.0

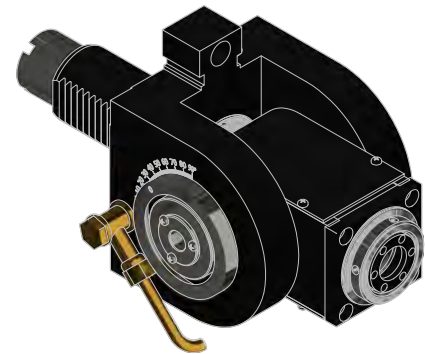
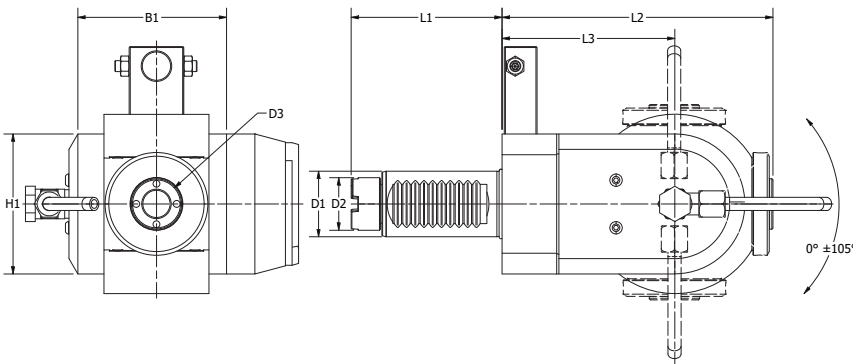


# OKUMA OK4029 SHORT RIGHT ANGLE DRILL-MILLING LIVE TOOL



PART NUMBER	COOLANT	D1	D2	D3	H1	H2	B1	L1	L2	L3	N2 MAX	N1:N2	NM	KG
OK4029-ER25-RAS	Ext.	40	29	1-16 ER25	39	92	75	93	156	120	6000	1:1	50	6.0
OK4029-ER25-RAS INT	Ext./Int.	40	29	1-16 ER25	39	95	75	93	156	120	6000	1:1	50	6.0
OK4029-ER32-RAS	Ext.	40	29	4-20 ER32	42	92	75	93	156	120	6000	1:1	50	6.0
OK4029-ER32-RAS INT	Ext./Int.	40	29	4-20 ER32	42	95	75	93	156	120	6000	1:1	50	6.0

# OKUMA OK4029 ADJUSTABLE ANGLE LIVE TOOL




PART NUMBER	COOLANT	D1	D2	D3	H1	B1	L1	L2	L3	N2 MAX	N1:N2	NM	KG
OK4029-ER25-ADJ90	Ext.	40	29	1-16 ER25	78	99	93	151	86	6000	1:1	16	6.8
OK4029-ER25-ADJ90 INT	Ext./Int.	40	29	1-16 ER25	78	99	93	151	86	6000	1:1	16	6.8


# OKUMA OK4035 Machine Connections

## COMPATIBLE MACHINES


- LB25M
- LU25M
- LB25IIM
- LU400
- L470M



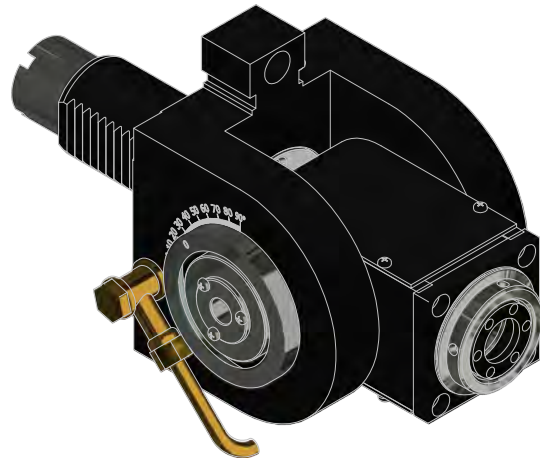
**STRAIGHT DRILL-MILLING LIVE TOOL**.....pg 000



**RIGHT ANGLE DRILL-MILLING LIVE TOOL**.....pg 000


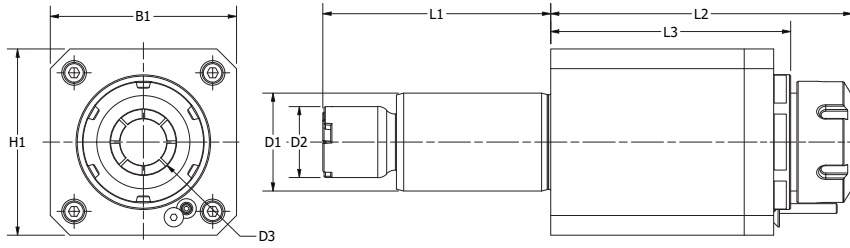


**SHORT RIGHT ANGLE DRILL-MILLING LIVE TOOL**.....pg 000




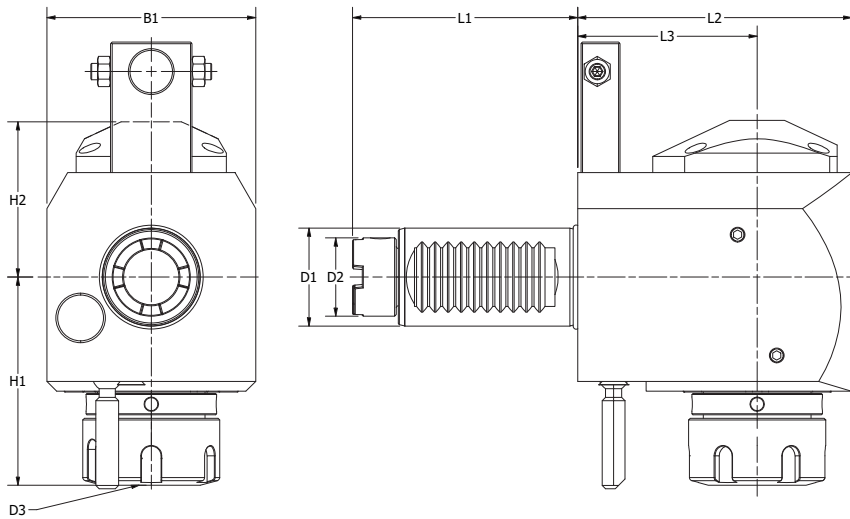
**ADJUSTABLE ANGLE LIVE TOOL**.....pg 000

# OKUMA OK4035 STRAIGHT DRILL-MILLING LIVE TOOL




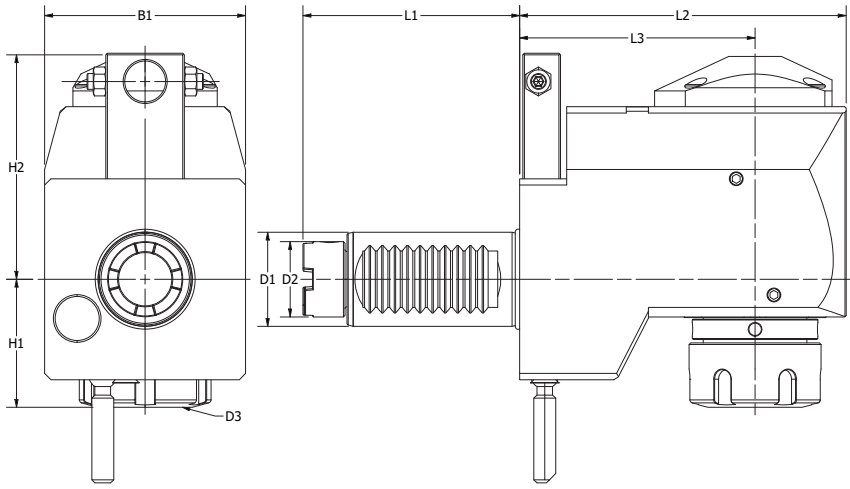
NAME	COOLANT	D1	D2	D3	H1	B1	L1	L2	L3	N2 MAX	N1:N2	NM	KG
OK4035-ER25-SLT	Ext.	40	35	1-16 ER25	86	80	101	106	76	6000	1:1	50	4.0
OK4035-ER25-SLT INT	Ext./Int.	40	35	1-16 ER25	86	80	101	106	76	6000	1:1	50	4.0
OK4035-ER32-SLT	Ext.	40	35	4-20 ER32	86	80	101	109	76	6000	1:1	50	4.0
OK4035-ER32-SLT INT	Ext./Int.	40	35	4-20 ER32	86	80	101	109	76	6000	1:1	50	4.0

# OKUMA OK4035 RIGHT ANGLE DRILL-MILLING LIVE TOOL



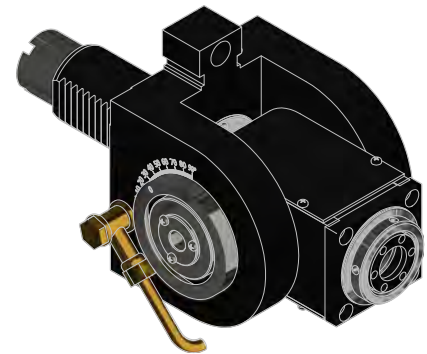
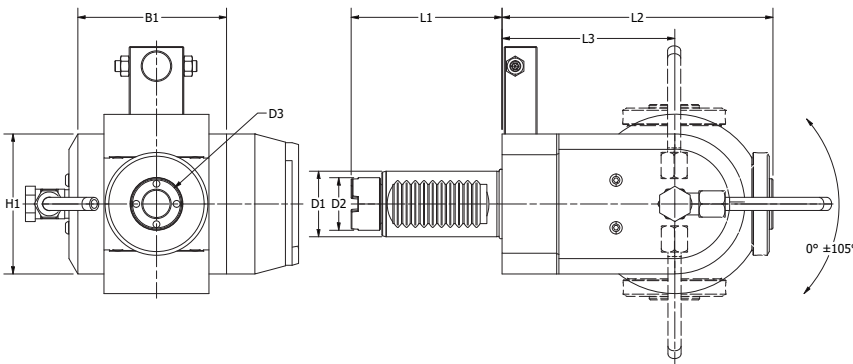
PART NUMBER	COOLANT	D1	D2	D3	H1	H2	B1	L1	L2	L3	N2 MAX	N1:N2	NM	KG
OK4035-ER25-RA	Ext.	40	35	1-16 ER25	72	59	75	101	116	80	6000	1:1	50	6.0
OK4035-ER25-RA INT	Ext./Int.	40	35	1-16 ER25	72	62	75	101	116	80	6000	1:1	50	6.0
OK4035-ER32-RA	Ext.	40	35	4-20 ER32	75	59	75	101	116	80	6000	1:1	50	6.0
OK4035-ER32-RA INT	Ext./Int.	40	35	4-20 ER32	75	62	75	101	116	80	6000	1:1	50	6.0

# OKUMA OK4035 SHORT RIGHT ANGLE DRILL-MILLING LIVE TOOL



PART NUMBER	COOLANT	D1	D2	D3	H1	H2	B1	L1	L2	L3	N2 MAX	N1:N2	NM	KG
OK4035-ER25-RAS	Ext.	40	35	1-16 ER25	39	92	75	101	156	120	6000	1:1	50	6.0
OK4035-ER25-RAS INT	Ext./Int.	40	35	1-16 ER25	39	95	75	101	156	120	6000	1:1	50	6.0
OK4035-ER32-RAS	Ext.	40	35	4-20 ER32	42	92	75	101	156	120	6000	1:1	50	6.0
OK4035-ER32-RAS INT	Ext./Int.	40	35	4-20 ER32	42	95	75	101	156	120	6000	1:1	50	6.0

# OKUMA OK4035 ADJUSTABLE ANGLE LIVE TOOL



PART NUMBER	COOLANT	D1	D2	D3	H1	B1	L1	L2	L3	N2 MAX	N1:N2	NM	KG
OK4035-ER25-ADJ90	Ext.	40	35	1-16 ER25	78	99	101	151	86	6000	1:1	16	6.8
OK4035-ER25-ADJ90 INT	Ext./Int.	40	35	1-16 ER25	78	99	101	151	86	6000	1:1	16	6.8

# OKUMA Other Machine Series

## OKUMA LC20 TOOL HOLDERS

### COMPATIBLE MACHINES

**BHP: 80mm X 45mm**

OD TURNING HOLDER		OD FACING HOLDER	
PART NUMBER	OD SIZE	PART NUMBER	OD SIZE
LC20-8311	1.000	LC20-8411	1.000
LC20-8311M	25mm	LC20-8411M	25mm

ID HOLDER		
PART NUMBER	ID SIZE	CENTERLINE HEIGHT
LC20-8432	1.250	1.250
LC20-8435	1.500	1.250
LC20-8432M	32mm	32mm
LC20-8435M	40mm	32mm

## OKUMA LC30 TOOL BLOCKS

### COMPATIBLE MACHINES

**BHP: 85mm X 70mm**

OD TURNING HOLDER		OD FACING HOLDER	
PART NUMBER	OD SIZE	PART NUMBER	OD SIZE
LC30-8311	1.000	LC30-8411	1.000
LC30-8311M	25mm	LC30-8411M	25mm

OD TURNING/OD FACING HOLDER	
PART NUMBER	OD SIZE
LC40-8311-8411	1.000
LC30-8311-8411M	25mm

ID HOLDER		
PART NUMBER	ID SIZE	CENTERLINE HEIGHT
LC30-8436	2.000	1.625
LC30-8436M	50mm	42mm

OKUMA **LC40 TOOL BLOCKS****COMPATIBLE MACHINES****BHP: 105mm X 70mm**

OD TURNING HOLDER		OD FACING HOLDER	
PART NUMBER	OD SIZE	PART NUMBER	OD SIZE
LC40-8311B	1.250	LC40-8411B	1.250
LC40-8311MB	32.0	LC40-8411MB	32.0

OD TURNING/OD FACING HOLDER	
PART NUMBER	OD SIZE
LC40-8311-8411B	1.250
LC40-8311-8411MB	32.0

ID HOLDER		
PART NUMBER	ID SIZE	CENTERLINE HEIGHT
LC40-8436	2.000	2.000
LC40-8437	2.500	2.000
LC40-8437 EX	2.500	3.150
LC40-8436M	50.0	50
LC40-8437M	65.0	50
LC40-8437M EX	65.0	80

SPLIT ID HOLDER		
PART NUMBER	ID SIZE	CENTERLINE HEIGHT
LC40-8437 SPT	2.500	1.625
LC40-8437M SPT	65.0	42

OKUMA **LC50 TOOL BLOCKS****COMPATIBLE MACHINES****BHP: 105mm X 70mm**

OD TURNING HOLDER		OD FACING HOLDER	
PART NUMBER	OD SIZE	PART NUMBER	OD SIZE
LC50-8311B	1.250	LC50-8411B DBL	1.250
LC50-8311C	1.500	LC50-8411C DBL	1.500
LC50-8311MB	32mm	LC50-8411MB DBL	32mm
LC50-8311MC	40mm	LC50-8411MC DBL	40mm

ID HOLDER		
PART NUMBER	ID SIZE	CENTERLINE HEIGHT
LC50-8437	2.500	1.750
LC50-8475	3.000	2.000
LC50-8437M	65mm	45mm
LC50-8480M	75mm	50mm

SPLIT ID HOLDER		
PART NUMBER	ID SIZE	CENTERLINE HEIGHT
LC50-8475 SPT	3.000	2.000
LC50-8480M SPT	75mm	50mm

SHORT ID HOLDER		
PART NUMBER	ID SIZE	CENTERLINE HEIGHT
LC50-8437 Short	2.500	1.750
LC50-8437M Short	32mm	45mm

## OKUMA LFS12 TOOL BLOCKS

### COMPATIBLE MACHINES

**BHP: 55mm X 40mm**

OD TURNING HOLDER		OD FACING HOLDER	
PART NUMBER	OD SIZE	PART NUMBER	OD SIZE
LFS12-8311	1.000	LFS12-8411	1.000
LFS12-8311M	25mm	LFS12-8411M	25mm

ID HOLDER		
PART NUMBER	ID SIZE	CENTERLINE HEIGHT
LFS12-8432	1.250	4.500
LFS12-8435	1.500	4.500
LFS12-8432M	32mm	115mm
LFS12-8435M	40mm	115mm

## OKUMA LFS15 TOOL BLOCKS

### COMPATIBLE MACHINES

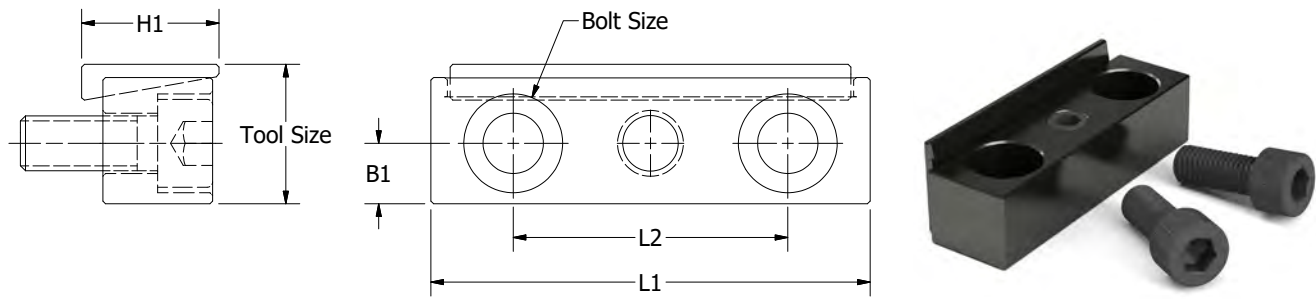
**BHP: 75mm X 55mm**

OD TURNING HOLDER		OD FACING HOLDER	
PART NUMBER	OD SIZE	PART NUMBER	OD SIZE
LFS15-8311	1.000	LFS15-8411	1.000
LFS15-8311M	25mm	LFS15-8411M	25mm

ID HOLDER		
PART NUMBER	ID SIZE	CENTERLINE HEIGHT
LFS15-8435	1.500	4.500
LFS15-8435M	40mm	115mm


# OKUMA TURRET WEDGES



PART NUMBER	TOOL SIZE	L1	L2	H1	B1	BOLT SIZE
TW1.0X80X50	1"	80 mm	50 mm	25 mm	11 mm	M10 X 1.5
TW1.0X58X35-M8	1"	58 mm	35 mm	19 mm	11 mm	M8 X 1.25
TW1.0X110X70	1"	110 mm	70 mm	25 mm	11 mm	M10 X 1.5
TW1.25X110X70-M12	1 1/4"	110 mm	70 mm	30 mm	13.5 mm	M12 X 1.75



# DMG MORI



<b>NZ2000</b> .....	pg 241
<b>NL3000</b> .....	pg 253
<b>MSL150</b> .....	pg 269
<b>MSL20/30</b> .....	pg 275
<b>MSL35</b> .....	pg 287
<b>MSL403</b> .....	pg 291
<b>MSL603</b> .....	pg 295
<b>MSL603MC</b> .....	pg 299
<b>TURRET WEDGES</b> .....	pg 305

# DMG MORI NZ2000 Machine Connections

## COMPATIBLE MACHINES

ALX 1500-2500 MC/Y/SY

CLX 450, ecoTurn 450 (BMT40)

DuraTurn 2050, 2550 MC

NLX/NL 1500-2500 (20 ST)

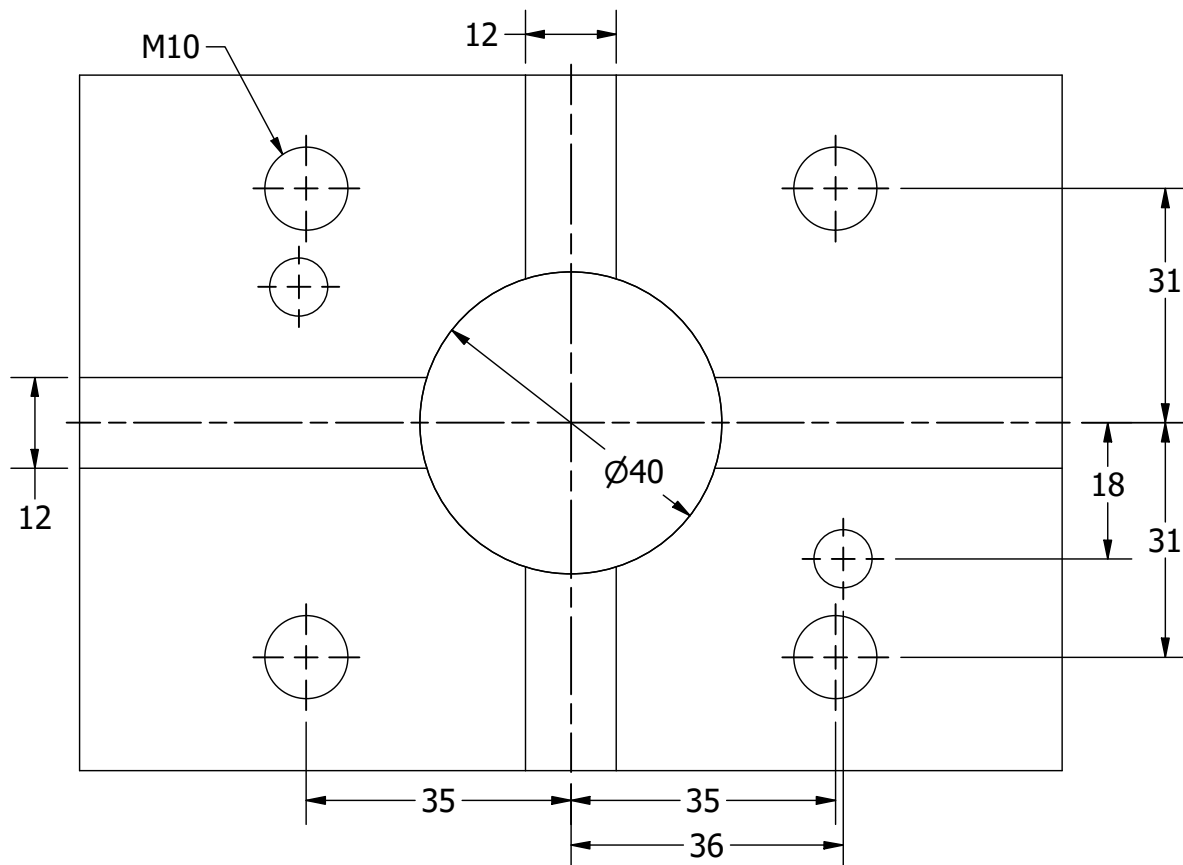
NRX 2000 MC

NT/NTX 1000-3200 (BMT40)

NTX 1000-3000 2nd Generation (BMT40)

NZX 1500-2000 (16 ST)


NZX 2500 (turret 2 = BMT40)




# DMG MORI NZ2000




**OD TURNING HOLDER**...pg 244



**DOUBLE OD TURNING HOLDER**...pg 244



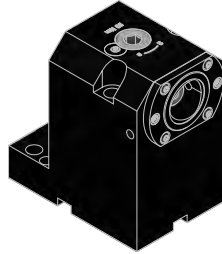
**OD FACING HOLDER**pg 245




**BORING BAR HOLDER**pg 245




**DOUBLE ID HOLDER**pg 246




**CAPTO ID HOLDER**...pg 246



**DOUBLE CAPTO ID HOLDER**.....pg 246




**CAPTO OD HOLDER**..pg 247



**DOUBLE CAPTO OD HOLDER**.....pg 247



**DOUBLE CAPTO OD HOLDER Y-AXIS**.....pg 247




**4 POSITION CAPTO OD HOLDER**.....pg 248



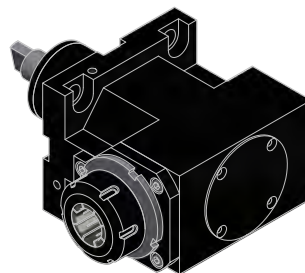
**STRAIGHT DRILL-MILLING LIVE TOOL**.....pg 248




**STRAIGHT DRILL-MILLING ARBOR LIVE TOOL**.....pg 248




**DOUBLE STRAIGHT DRILL-MILLING LIVE TOOL** pg 249




**RIGHT ANGLE DRILL-MILLING LIVE TOOL**...pg 249



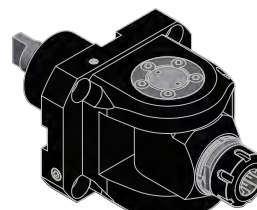
**OFFSET RIGHT ANGLE DRILL-MILLING LIVE TOOL** .....pg 250



**DOUBLE RIGHT ANGLE DRILL-MILLING LIVE TOOL**.....pg 250

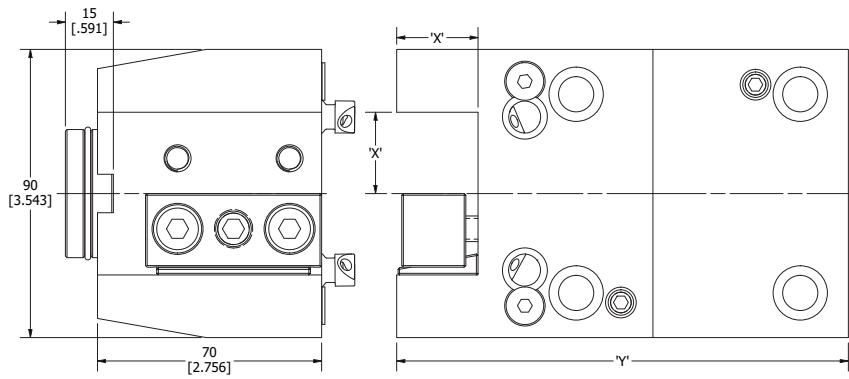


**DOUBLE OFFSET RIGHT ANGLE DRILL-MILLING LIVE TOOL** pg 251



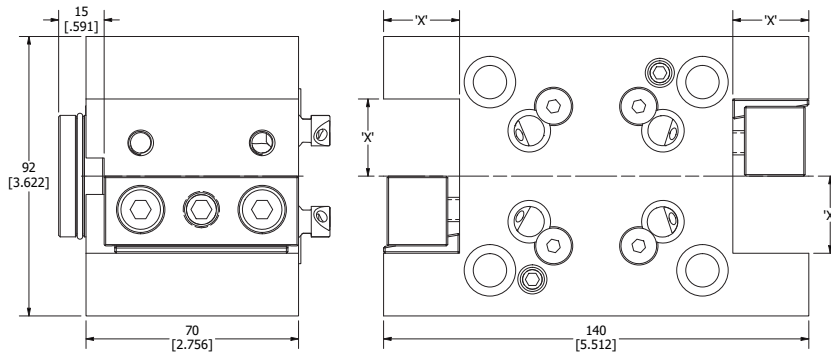
**ADJUSTABLE ANGLE LIVE TOOL** .....pg 251

## DMG MORI NZ2000 OD TURNING HOLDER



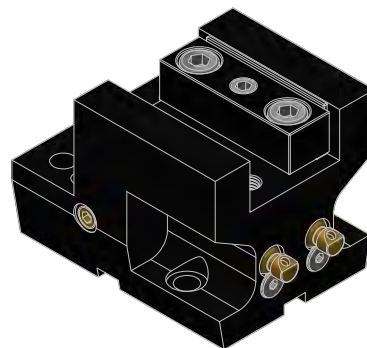
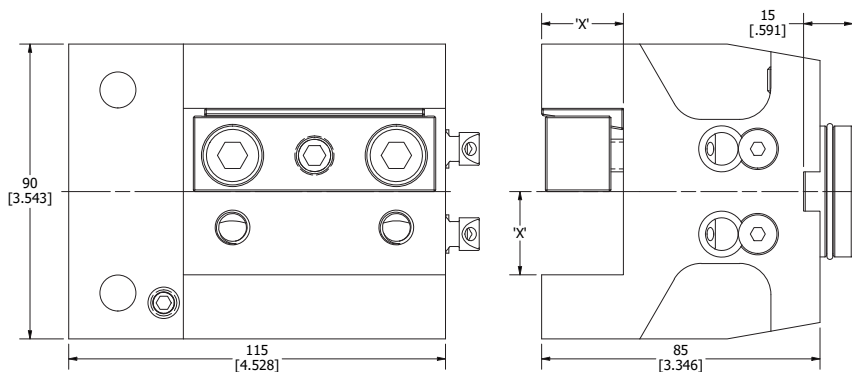
PART NUMBER	DIMENSION 'X'	DIMENSION 'Y'
NZ2000-8311A	3/4	4.528
NZ2000-8311	1.000	5.551
NZ2000-8311MA	20mm	90mm
NZ2000-8311M	25mm	141mm

## DMG MORI NZ2000 DOUBLE OD TURNING HOLDER




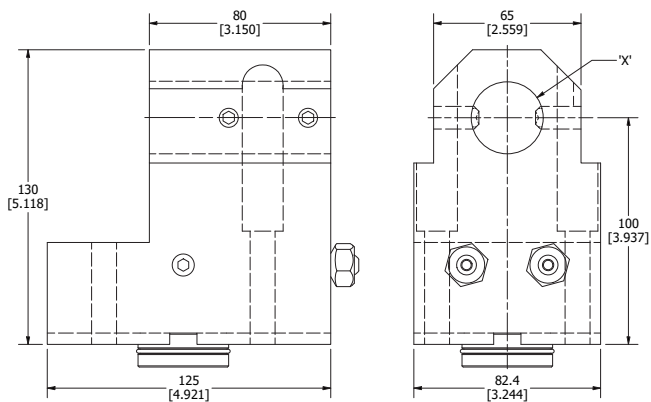
PART NUMBER	DIMENSION 'X'	DIMENSION 'Y'
NZ2000-8311A DBL	3/4	5.118
NZ2000-8311 DBL	1.000	5.512
NZ2000-8311MA DBL	20mm	130mm
NZ2000-8311M DBL	25mm	140mm

# DMG MORI NZ2000 OD FACING HOLDER




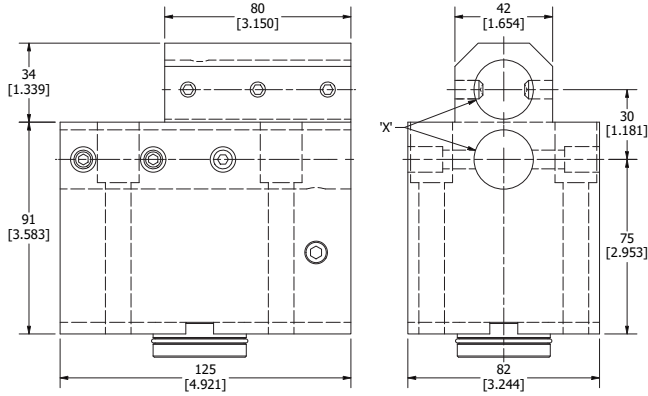
PART NUMBER	DIMENSION 'X'
NZ2000-8411A	3/4
NZ2000-8411	1.000
NZ2000-8411MA	20mm
NZ2000-8411M	25mm

# DMG MORI NZ2000 BORING BAR HOLDER




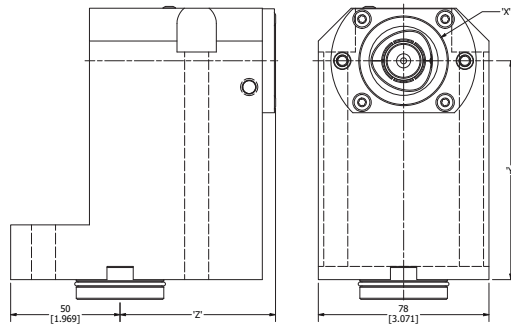
PART NUMBER	DIMENSION 'X'
NZ2000-8432	1 1/4
NZ2000-8435	1 1/2
NZ2000-8432M	32mm
NZ2000-8435M	40mm

## DMG MORI NZ2000 **DOUBLE ID HOLDER**



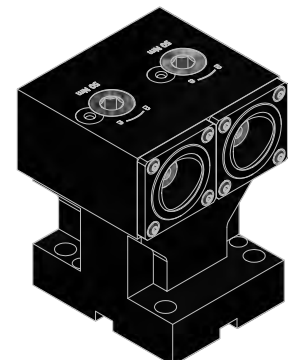
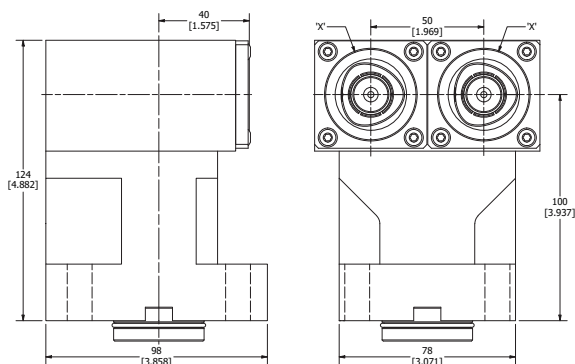
PART NUMBER	DIMENSION 'X'
NZ2000-8425 DBL	1.000
NZ2000-8425M DBL	25mm

## DMG MORI NZ2000 **CAPTO ID HOLDER**




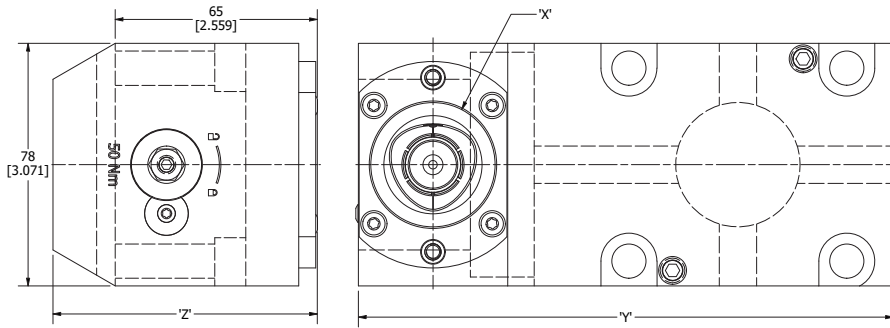
PART NUMBER	36.000	DIMENSION 'X'	DIMENSION 'Y'	DIMENSION 'Z'
NZ2000-C4ID	C4	40mm	100mm	71mm
NZ2000-C5ID	C5	50mm	90mm	73mm

## DMG MORI NZ2000 **DOUBLE CAPTO ID HOLDER**




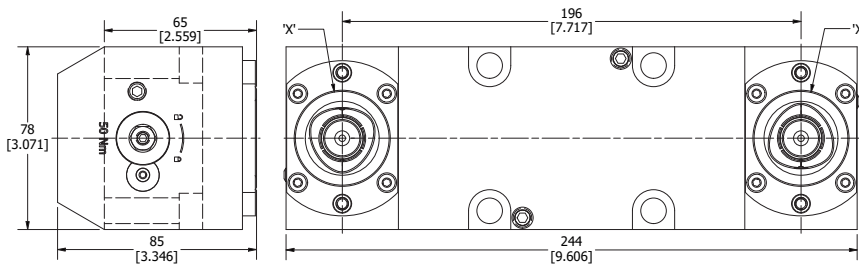
PART NUMBER	TOOL CLAMPING	DIMENSION 'X'
NZ2000-C4ID DBL	C4	40mm

## DMG MORI NZ2000 CAPTO OD HOLDER



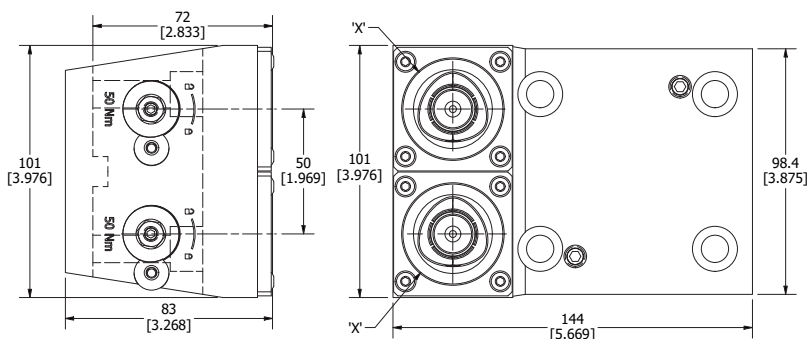
PART NUMBER	TOOL CLAMPING	DIMENSION 'X'	DIMENSION 'Y'	DIMENSION 'Z'
NZ2000-C4OD	C4	40	172mm	85mm
NZ2000-C5OD	C5	50	180mm	95mm

## DMG MORI NZ2000 DOUBLE CAPTO OD HOLDER



PART NUMBER	TOOL CLAMPING	DIMENSION 'X'	DIMENSION 'Y'	DIMENSION 'Z'
NZ2000-C4OD	C4	40	172mm	85mm
NZ2000-C5OD	C5	50	180mm	95mm

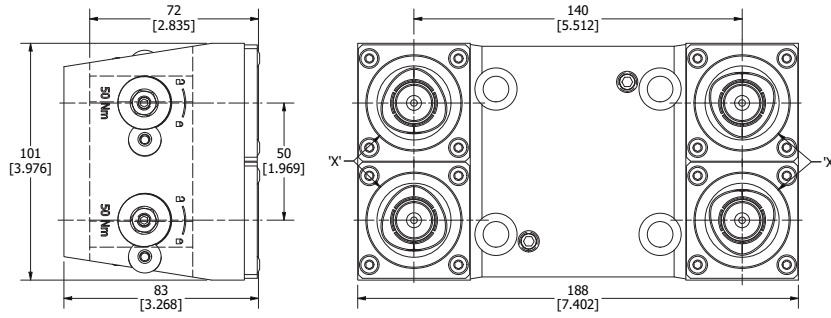
## DMG MORI NZ2000 DOUBLE CAPTO OD HOLDER Y-AXIS



PART NUMBER	TOOL CLAMPING	DIMENSION 'X'
NZ2000-C4OD DBL-Y	C4	40mm

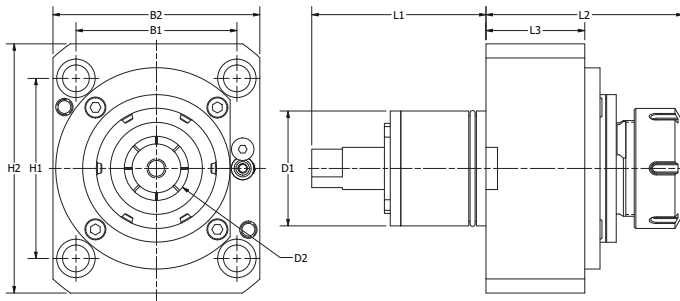


# DMG MORI NZ2000 4 POSITION CAPTO OD HOLDER



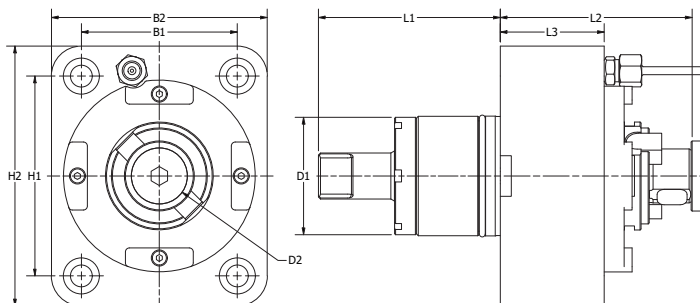
PART NUMBER	TOOL CLAMPING	DIMENSION 'X'
NZ2000-C4OD DBL4P	C4	40mm

# DMG MORI NZ2000 STRAIGHT DRILL-MILLING LIVE TOOL



NAME	COOLANT	D1	D2	H1	H2	B1	B2	L1	L2	L3	N2 MAX	N1:N2	NM
NZ2000-ER25-SLT	Ext.	40	4-16 ER25	70	110	62	78	69	84.3	35	12000	1:2	50
NZ2000-ER25-SLT INT	Int. /Ext.	40	4-16 ER25	70	110	62	78	69	84.3	35	12000	1:2	50
NZ2000-ER32-SLT	Ext.	40	4-20 ER32	70	110	62	78	69	89.2	35	12000	1:2	50
NZ2000-ER32-SLT INT	Int. /Ext.	40	4-20 ER32	70	110	62	78	69	89.2	35	12000	1:2	50


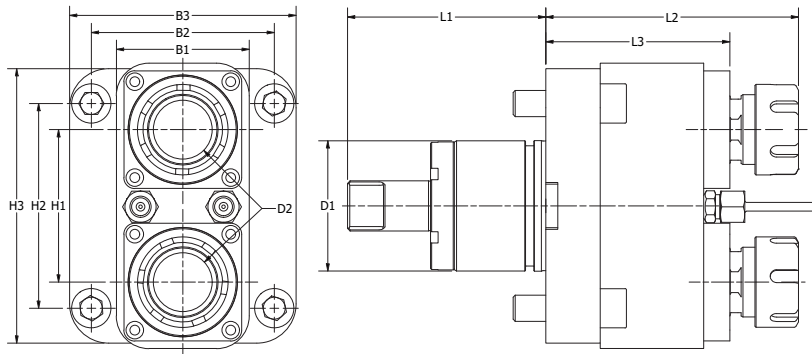
# DMG MORI NZ2000 STRAIGHT DRILL-MILLING ARBOR LIVE TOOL



NAME	COOLANT	D1	D2	H1	H2	B1	B2	L1	L2	L3	N2 MAX	N1:N2	NM
NZ2000-MA22-SLT	Ext.	40	22	70	110	62	78	69	100	35	12000	1:2	50


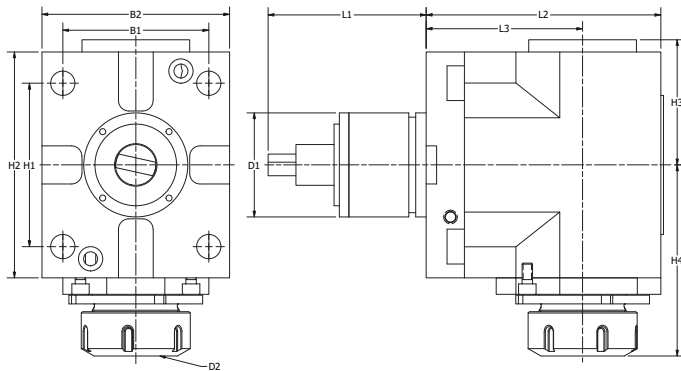


# DMG MORI NZ2000 **DOUBLE STRAIGHT** **DRILL-MILLING LIVE TOOL**




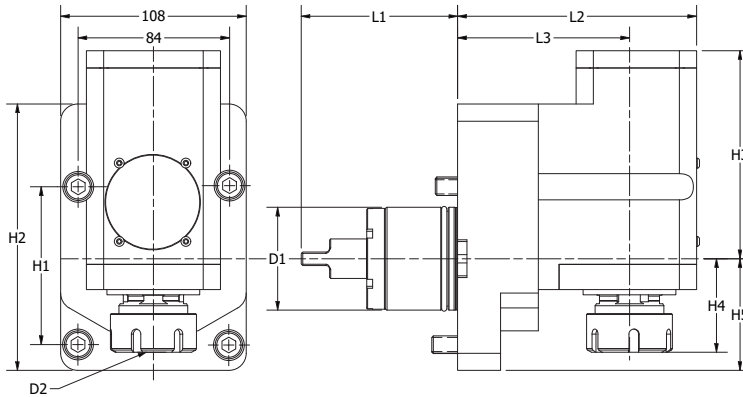
PART NUMBER	COOLANT	D1	D2	H1	H2	H3	B1	B2	B3	L1	L2	L3	N2 MAX	N1:N2	NM
NZ2000-ER20-SLT2	Ext.	40	4-13 ER20	60	70	110	52	62	78	69	93.5	66	6000	1:1	20
NZ2000-ER20-SLT2 INT	Int. /Ext.	40	4-13 ER20	60	70	110	52	62	78	69	93.5	66	6000	1:1	20
NZ2000-ER20-SLT2-Y	Ext.	40	4-13 ER20	61.5	70	95	60	62	105	69	90	70	6000	1:1	30
NZ2000-ER20-SLT2-Y INT	Int. /Ext.	40	4-13 ER20	61.5	70	95	60	62	105	69	90	70	6000	1:1	30

# DMG MORI NZ2000 **RIGHT ANGLE** **DRILL-MILLING LIVE TOOL**



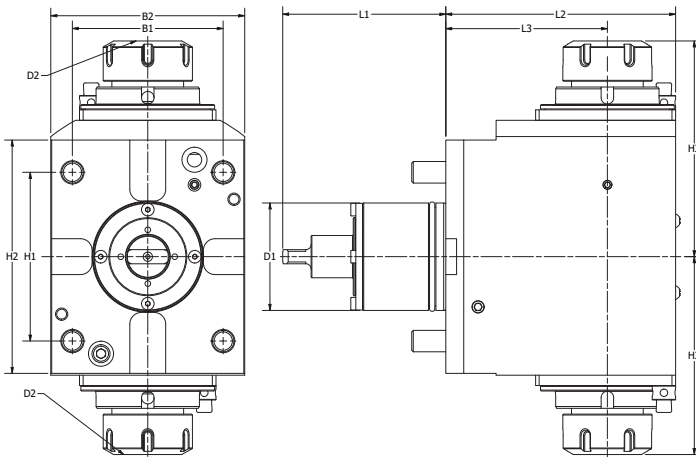
PART NUMBER	COOLANT	D1	D2	H1	H2	H3	H4	B1	B2	L1	L2	L3	N2 MAX	N1:N2	NM
NZ2000-ER25-RA	Ext.	40	4-16 ER25	70	110	57.5	89	62	78	69	119	85	12000	1:2	50
NZ2000-ER25-RA INT	Int. /Ext.	40	4-16 ER25	70	110	57.5	89	62	78	69	119	85	12000	1:2	50
NZ2000-ER32-RA	Ext.	40	4-20 ER32	70	110	57.5	94	62	78	69	119	85	12000	1:2	50
NZ2000-ER32-RA INT	Int. /Ext.	40	4-20 ER32	70	110	57.5	94	62	78	69	119	85	12000	1:2	50

# DMG MORI NZ2000 **OFFSET RIGHT ANGLE DRILL-MILLING LIVE TOOL**




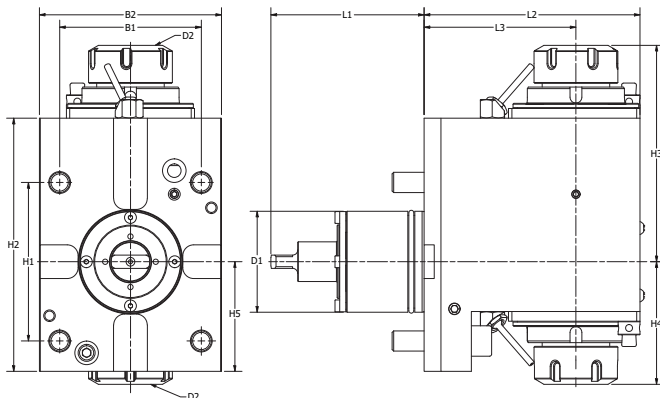
PART NUMBER	COOLANT	D1	D2	H1	H2	H3	H4	H5	B1	B2	L1	L2	L3	N2 MAX	N1:N2	NM
NZ2000-ER25-RA-OS	Ext.	40	4-16 ER25	70	127.5	92.5	54	55	62	78	69	159	125	12000	1:2	50
NZ2000-ER25-RA-OS INT	Int. /Ext.	40	4-16 ER25	70	127.5	98.4	54	55	62	78	69	159	125	12000	1:2	50
NZ2000-ER32-RA-OS	Ext.	40	4-20 ER32	70	127.5	92.5	59	55	62	78	69	159	125	12000	1:2	50
NZ2000-ER32-RA-OS INT	Int. /Ext.	40	4-20 ER32	70	127.5	98.4	59	55	62	78	69	159	125	12000	1:2	50

# DMG MORI NZ2000 **DOUBLE RIGHT ANGLE DRILL-MILLING LIVE TOOL**



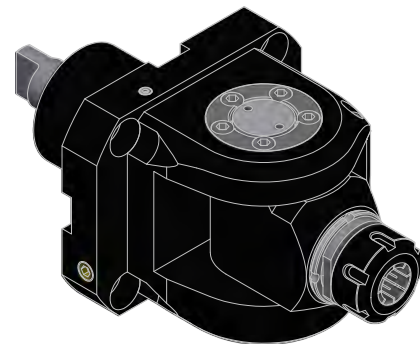
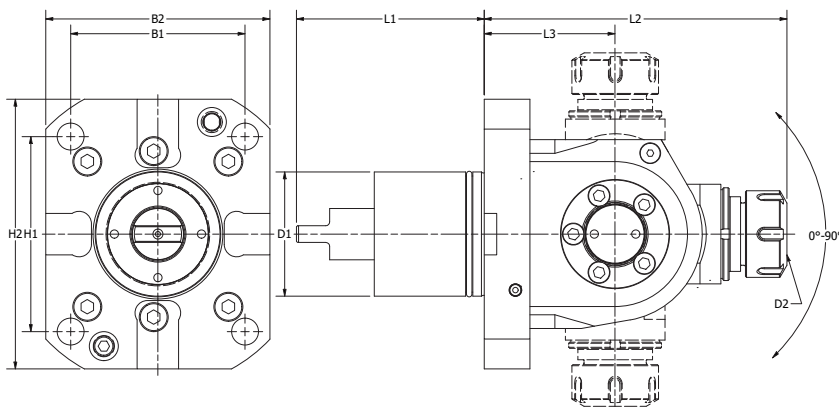
PART NUMBER	COOLANT	D1	D2	H1	H2	H3	B1	B2	L1	L2	L3	N2 MAX	N1:N2	NM
NZ2000-ER25-RA2	Ext.	40	4-16 ER25	70	110	89	62	78	69	119	85	12000	1:2	50
NZ2000-ER32-RA2	Ext.	40	4-20 ER32	70	110	94	62	78	69	119	85	12000	1:2	50

# DMG MORI NZ2000 **DOUBLE OFFSET RIGHT ANGLE DRILL-MILLING LIVE TOOL**



PART NUMBER	COOLANT	D1	D2	H1	H2	H3	H4	H5	B1	B2	L1	L2	L3	N2 MAX	N1:N2	NM
NZ2000-ER25-RA2-OS	Ext.	40	4-16 ER25	70	127.5	124	54	55	62	78	69	159	125	12000	1:1	50
NZ2000-ER32-RA2-OS	Ext.	40	4-20 ER32	70	127.5	129	59	55	62	78	69	159	125	12000	1:1	50

# DMG MORI NZ2000 **ADJUSTABLE ANGLE LIVE TOOL**



PART NUMBER	COOLANT	D1	D2	H1	H2	B1	B2	L1	L2	L3	N2 MAX	N1:N2	NM
NZ2000-ER20-ADJ90	Ext.	40	4-13 ER20	70	110	62	78	69	107	50	12000	1:1	17
NZ2000-ER20-ADJ90 INT	Int. /Ext.	40	4-13 ER20	70	110	62	78	69	107	50	12000	1:1	17

# DMG MORI NZ3000 Machine Connections

## COMPATIBLE MACHINES

NLX/NL 1500-4000 MC/Y/SMC/SY

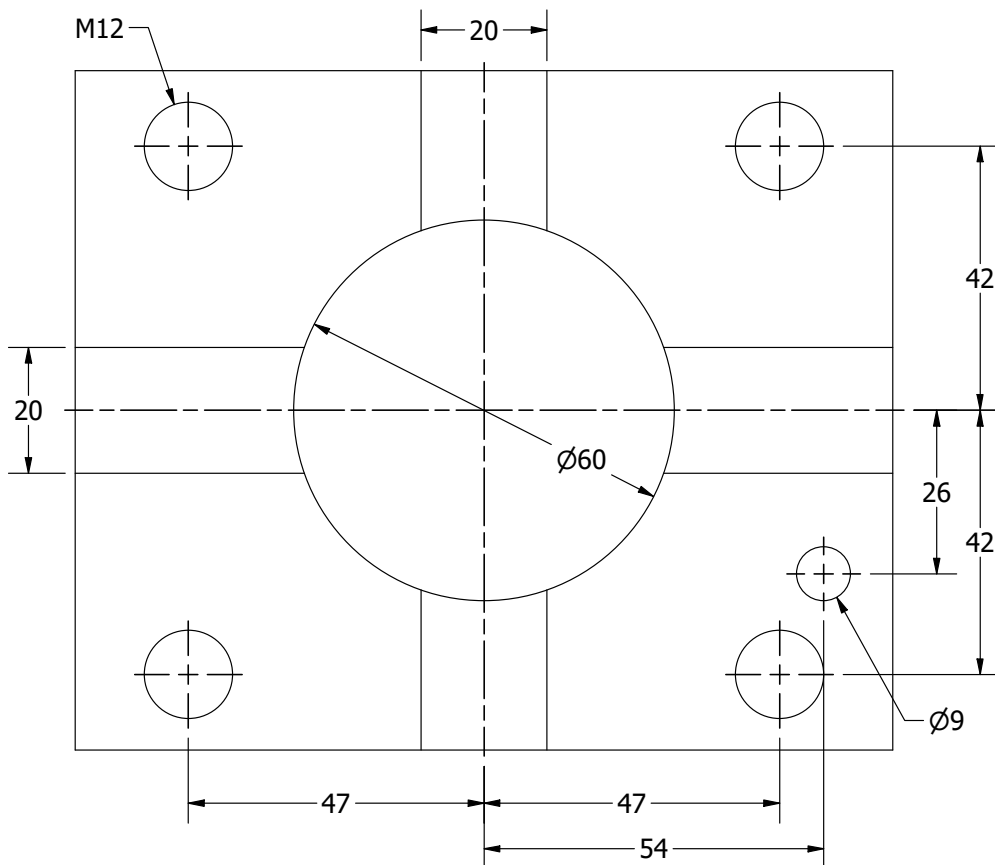
NTX 2000-3000 2nd Generation (BMT60)

NZX 2500 (BMT60)

NZX2500 (BMT60)

NLX 4000 (High Torque Milling)


NT 4200-5400



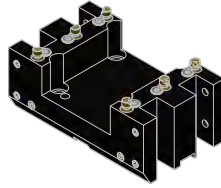
# DMG MORI NL3000




**OD TURNING HOLDER** .....pg 256




**DOUBLE OD TURNING HOLDER** .....pg 256



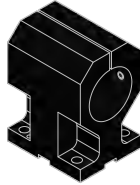
**4 POSITION OD TURNING HOLDER** .....pg 257



**OD FACING HOLDER** .....pg 257




**BORING BAR HOLDER** .....pg 258



**SPLIT BORING BAR HOLDER** .....pg 259




**DOUBLE ID HOLDER** .....pg 259




**CAPTO ID HOLDER** .....pg 260




**DOUBLE CAPTO ID HOLDER** .....pg 260




**SUB SPINDLE CAPTO ID HOLDER** .....pg 261




**EXTENDED CAPTO ID HOLDER** .....pg 261



**CAPTO OD HOLDER** .....pg 262




**SHORT CAPTO OD HOLDER** .....pg 262



**DOUBLE CAPTO OD HOLDER** .....pg 263




**DOUBLE CAPTO HOLDER Y-AXIS** .....pg 263




**4 POSITION CAPTO OD HOLDER** .....pg 264



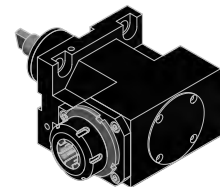
**STRAIGHT DRILL-MILLING LIVE TOOL** .....pg 264




**STRAIGHT DRILL-MILLING ARBOR LIVE TOOL** .....pg 265




**DOUBLE STRAIGHT DRILL-MILLING LIVE TOOL** .....pg 265



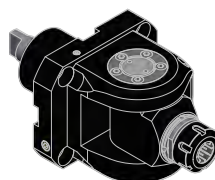
**RIGHT ANGLE DRILL-MILLING LIVE TOOL** .....pg 266



**OFFSET RIGHT ANGLE DRILL-MILLING LIVE TOOL** .....pg 266

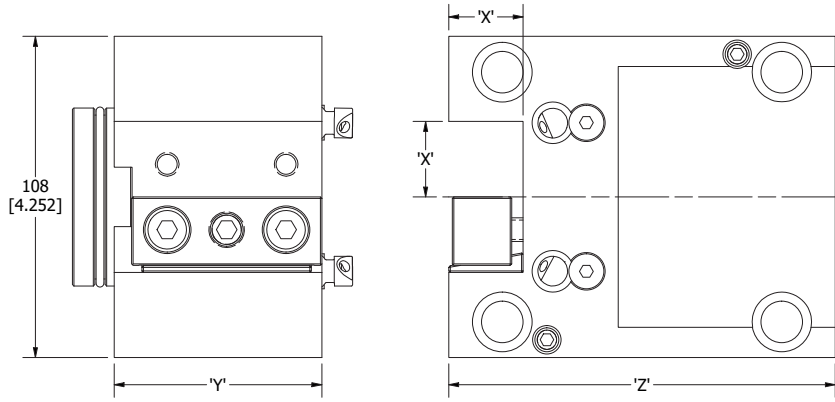


**DOUBLE RIGHT ANGLE DRILL-MILLING LIVE TOOL** .....pg 267



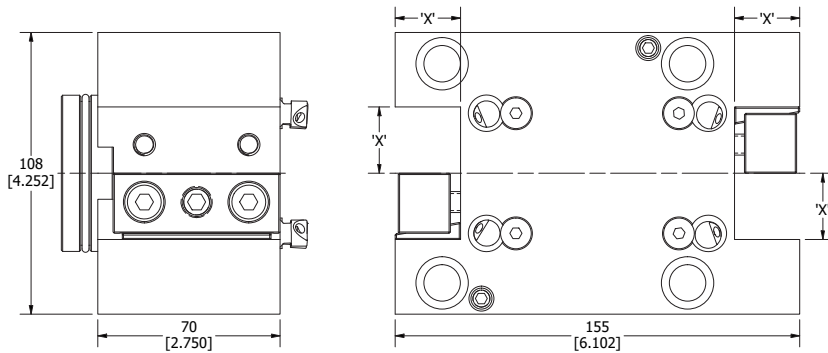
**ADJUSTABLE ANGLE LIVE TOOL** .....pg 267

# DMG MORI NL3000 OD TURNING HOLDER




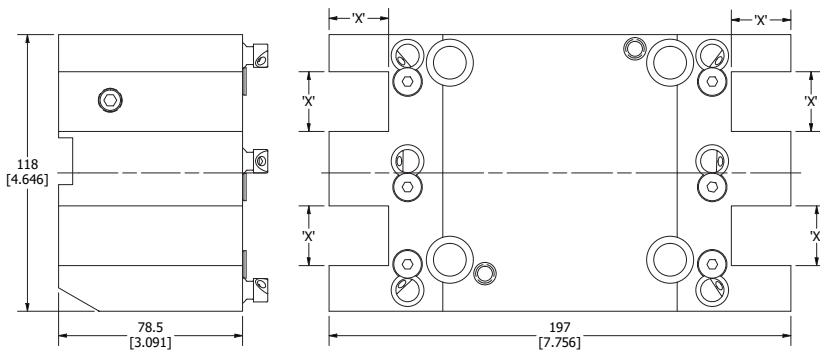
PART NUMBER	DIMENSION 'X'	DIMENSION 'Y'	DIMENSION 'Z'
NL3000-8311A	3/4	2.750	5.118
NL3000-8311	1.000	2.750	5.118
NL3000-8311 EX	1.000	3.537	5.118
NL3000-8311 LONG	1.000	2.750	6.102
NL3000-8311MA	20mm	70mm	130mm
NL3000-8311M	25mm	70mm	130mm
NL3000-8311M EX	25mm	90mm	130mm
NL3000-8311M LONG	25mm	70mm	155mm

# DMG MORI NL3000 DOUBLE OD TURNING HOLDER



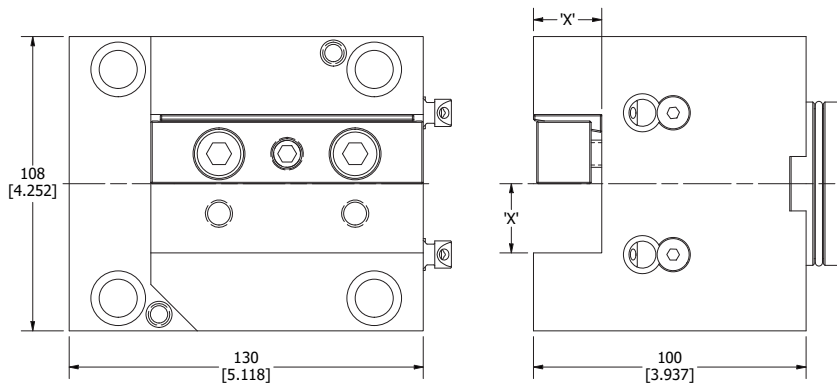
PART NUMBER	DIMENSION 'X'
NL3000-8311 DBL	1.000
NL3000-8311M DBL	25mm

# DMG MORI NL3000 4 POSITION OD TURNING HOLDER




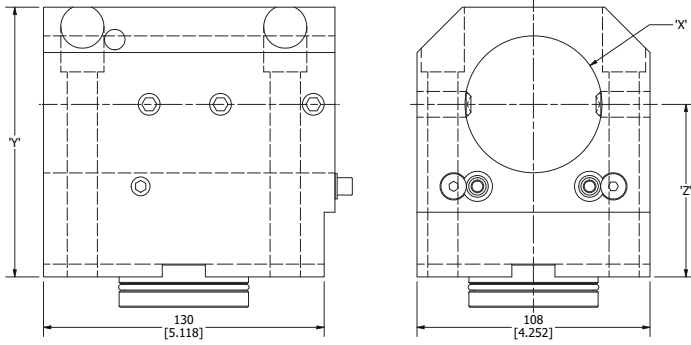
PART NUMBER	DIMENSION 'X'
NL3000-8311 DBL4P	1.000
NL3000-8311M DBL4P	25mm

# DMG MORI NL3000 OD FACING HOLDER



PART NUMBER	DIMENSION 'X'
NL3000-8411A	3/4
NL3000-8411	1.000
NL3000-8411MA	20mm
NL3000-8411M	25mm

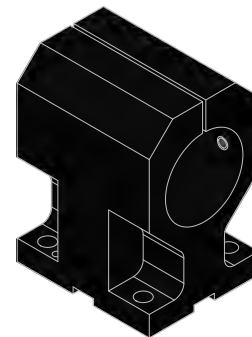
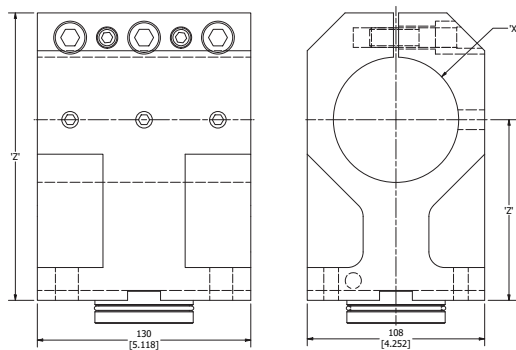
# DMG MORI NL3000 BORING BAR HOLDER



PART NUMBER	DIMENSION 'X'	DIMENSION 'Y'	DIMENSION 'Z'
NL3000-8425	1.000	4.646	3.150
NL3000-8432	1 1/4	4.646	3.150
NL3000-8435	1 1/2	4.646	3.150
NL3000-8445	1 3/4	4.646	3.150
NL3000-8436	2.000	4.646	3.150
NL3000-8437	2 1/2	4.921	3.150
NL3000-8475	3.000	6.300	4.331
NL3000-8435x65CL	1 1/2	4.055	2.559
NL3000-8435x120CL	1 1/2	6.102	4.724
NL3000-8436x120CL	2.000	6.102	4.724
NL3000-8425M	25mm	118mm	80mm
NL3000-8432M	32mm	118mm	80mm
NL3000-8435M	40mm	118mm	80mm
NL3000-8445M	45mm	118mm	80mm
NL3000-8436M	50mm	118mm	80mm
NL3000-8437M	65mm	125mm	80mm
NL3000-8480M	80mm	160mm	110mm
NL3000-8435Mx65CL	40mm	103mm	65mm
NL3000-8435Mx120CL	40mm	155mm	120mm
NL3000-8436Mx120CL	50mm	155mm	120mm

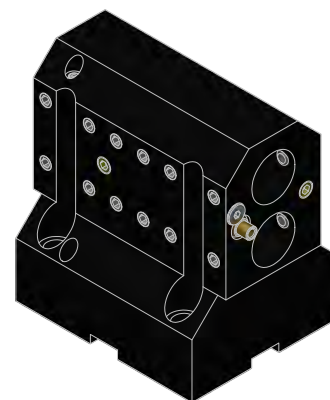
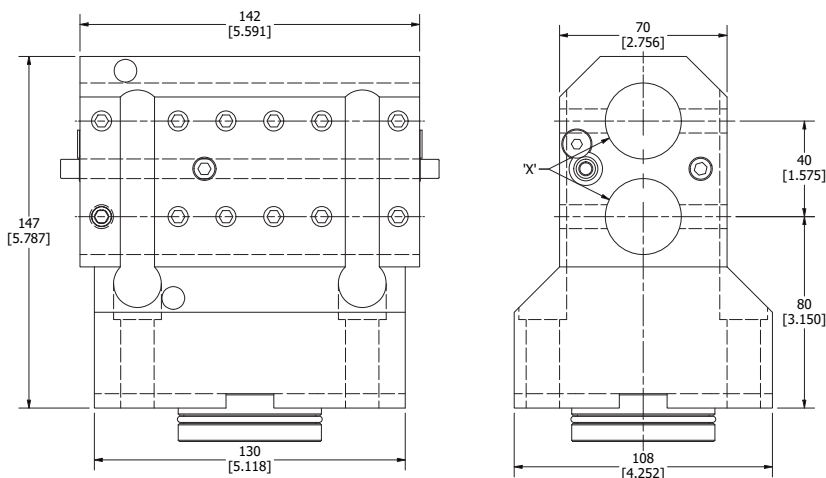


# DMG MORI NL3000 **SPLIT BORING BAR HOLDER**



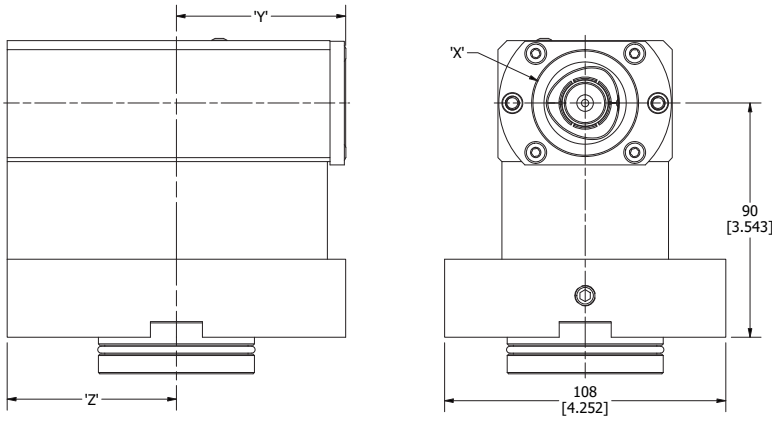
PART NUMBER	DIMENSION 'X'	DIMENSION 'Y'	DIMENSION 'Z'
NL3000-8425 SPT	1.000	4.646	3.150
NL3000-8435 SPT	1 1/2	4.646	3.150
NL3000-8436 SPT	2.000	4.921	3.150
NL3000-8475 SPT	3.000	6.890	4.331
NL3000-8425M SPT	25mm	118mm	80mm
NL3000-8435M SPT	40mm	118mm	80mm
NL3000-8436M SPT	50mm	125mm	80mm
NL3000-8480M SPT	80mm	175mm	110mm

# DMG MORI NL3000 **DOUBLE ID HOLDER**



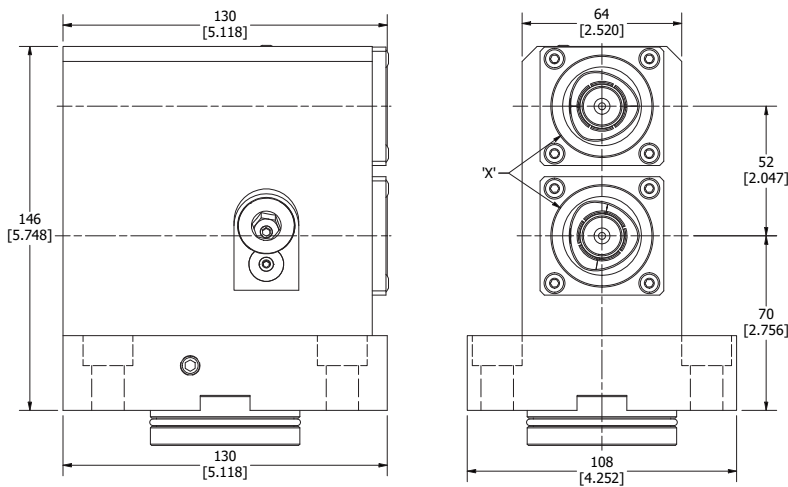
PART NUMBER	DIMENSION 'X'
NL3000-8425 DBL	1.000
NL3000-8432 DBL	1.250
NL3000-8425M DBL	25mm
NL3000-8432M DBL	32mm

## DMG MORI NL3000 CAPTO ID HOLDER



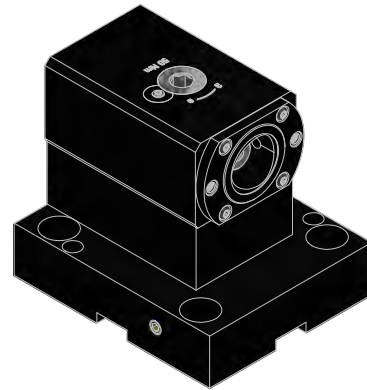
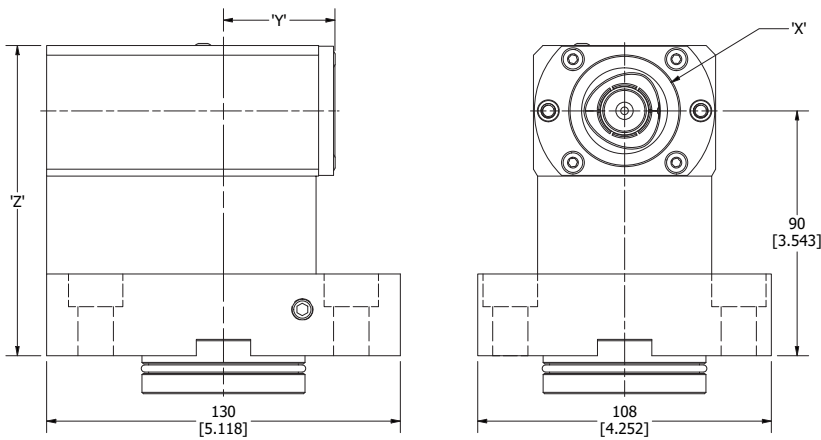
PART NUMBER	TOOL CLAMPING	DIMENSION 'X'	DIMENSION 'Y'	DIMENSION 'Z'
NL3000-C4ID	C4	40mm	65mm	65mm
NL3000-C5ID	C5	50mm	68mm	65mm
NL3000-C6ID	C6	63mm	37mm	79mm

## DMG MORI NL3000 DOUBLE CAPTO ID HOLDER




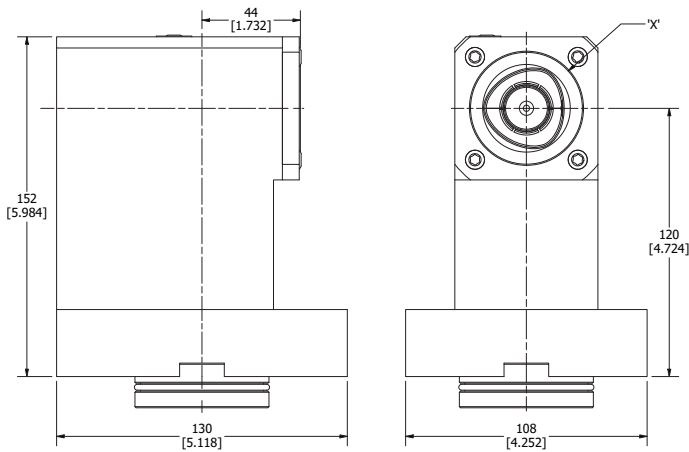
PART NUMBER	TOOL CLAMPING	DIMENSION 'X'
NL3000-C4ID DBL	C4	40mm

## DMG MORI NL3000 SUB SPINDLE CAPTO ID HOLDER



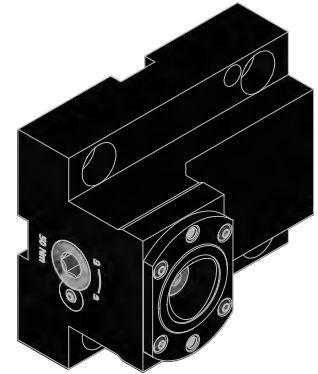
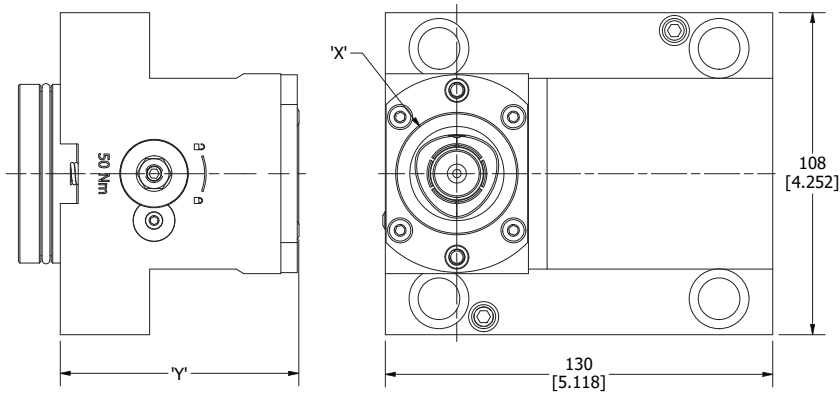
PART NUMBER	TOOL CLAMPING	DIMENSION 'X'	DIMENSION 'Y'	DIMENSION 'Z'
NL3000-C4ID SS	C4	40mm	41mm	114mm
NL3000-C5ID SS	C5	50mm	44mm	122mm

## DMG MORI NL3000 EXTENDED CAPTO ID HOLDER



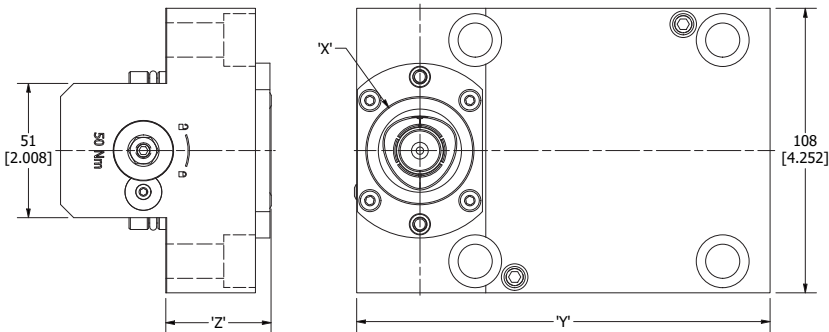
PART NUMBER	TOOL CLAMPING	DIMENSION 'X'
NL3000-C5ID EX	C5	50mm

## DMG MORI NL3000 CAPTO OD HOLDER



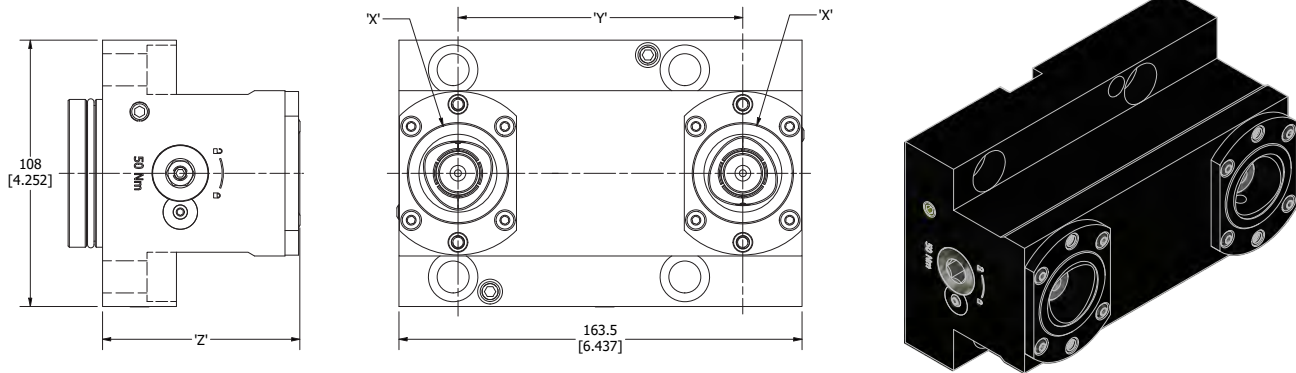
PART NUMBER	TOOL CLAMPING	DIMENSION 'X'	DIMENSION 'Y'
NL3000-C4OD	C4	40mm	80mm
NL3000-C5OD	C5	50mm	95mm

## DMG MORI NL3000 SHORT CAPTO OD HOLDER



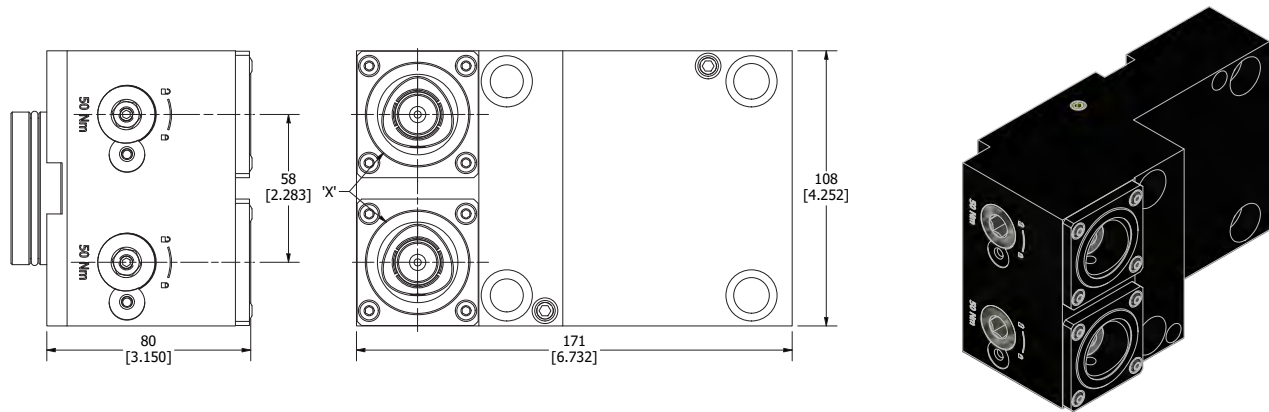
PART NUMBER	TOOL CLAMPING	DIMENSION 'X'	DIMENSION 'Y'	DIMENSION 'Z'
NL3000-C4OD Short	C4	40mm	157mm	40mm
NL3000-C5OD Short	C5	50mm	174mm	53mm

# DMG MORI NL3000 **DOUBLE CAPTO OD HOLDER**



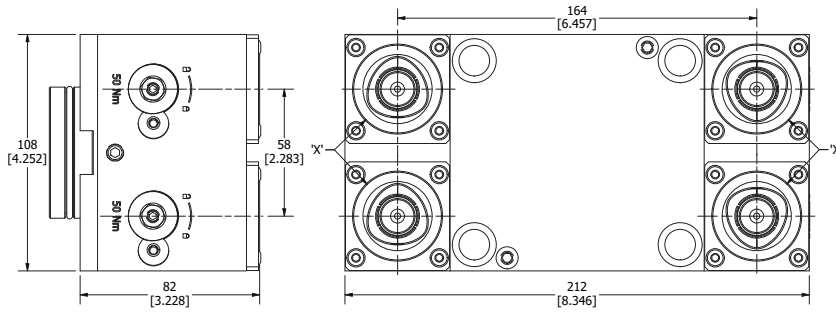
PART NUMBER	TOOL CLAMPING	DIMENSION 'X'	DIMENSION 'Y'	DIMENSION 'Z'
NL3000-C4OD DBL	C4	40mm	115.5mm	80mm
NL3000-C5OD DBL	C5	50mm	99.5mm	95mm

# DMG MORI NL3000 **DOUBLE CAPTO HOLDER Y-AXIS**



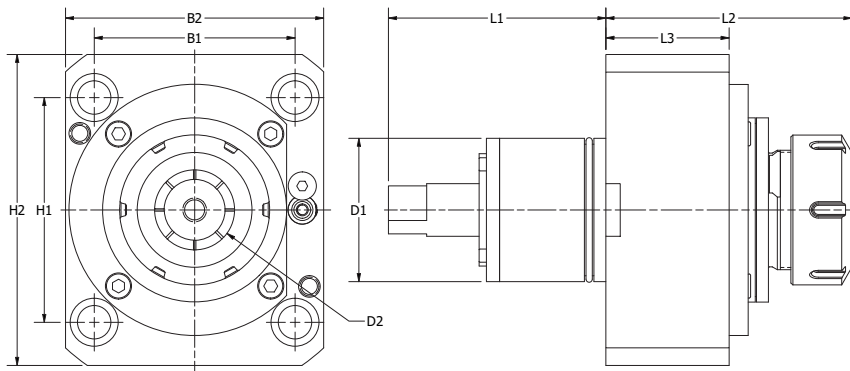
PART NUMBER	TOOL CLAMPING	DIMENSION 'X'
NL3000-C4OD DBL-Y	C4	40mm

# DMG MORI NL3000 4 POSITION CAPTO OD HOLDER



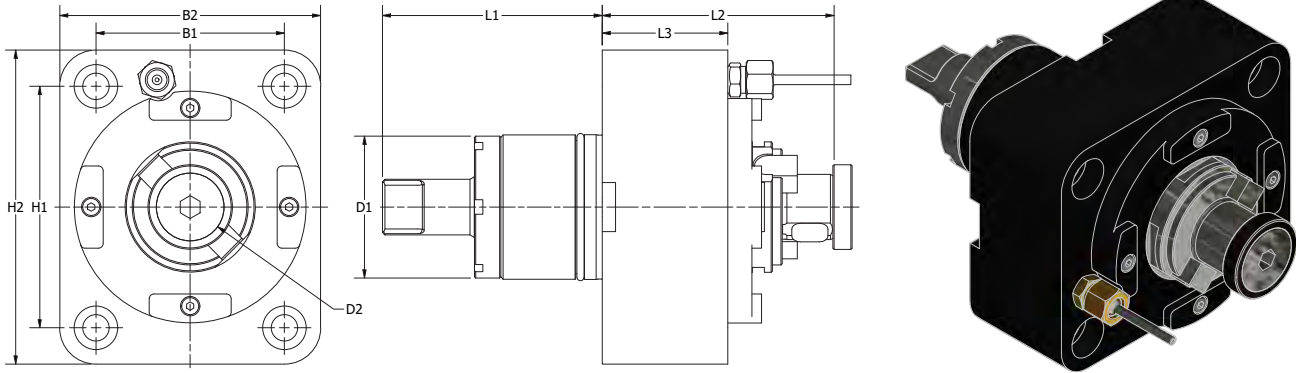
PART NUMBER	TOOL CLAMPING	DIMENSION 'X'
NL3000-C4OD DBL4P	C4	40mm

# DMG MORI NL3000 STRAIGHT DRILL-MILLING LIVE TOOL



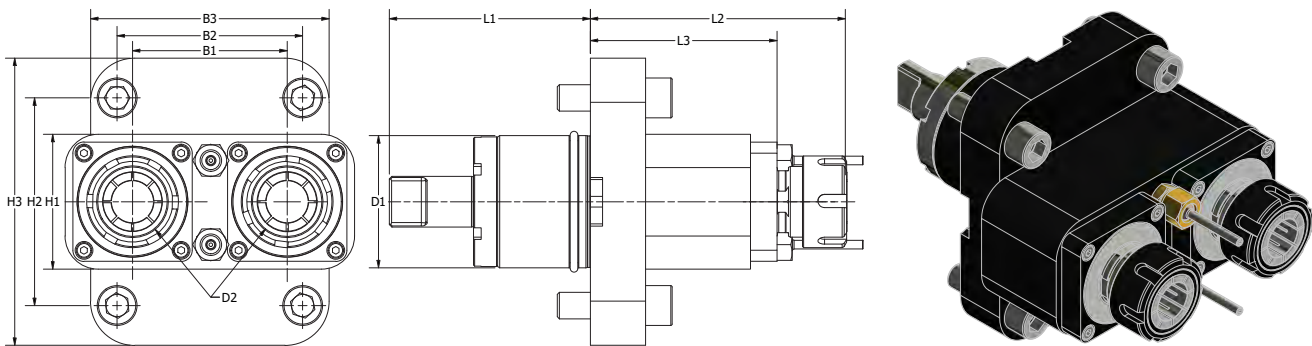
NAME	COOLANT	D1	D2	H1	H2	B1	B2	L1	L2	L3	N2 MAX	N1:N2	NM
NL3000-ER25-SLT	Ext.	60	4-16 ER25	94	130	84	108	91	85	51	10000	1:1	60
NL3000-ER25-SLT INT	Int. /Ext.	60	4-16 ER25	94	130	84	108	91	85	51	10000	1:1	60
NL3000-ER32-SLT	Ext.	60	4-20 ER32	94	130	84	108	91	89.5	51	10000	1:1	60
NL3000-ER32-SLT INT	Int. /Ext.	60	4-20 ER32	94	130	84	108	91	89.5	51	10000	1:1	60
NL3000-ER40-SLT	Ext.	60	4-26 ER40	94	130	84	108	91	92	51	10000	1:1	60
NL3000-ER40-SLT INT	Int. /Ext.	60	4-26 ER40	94	130	84	108	91	92	51	10000	1:1	60

# DMG MORI NL3000 STRAIGHT DRILL-MILLING ARBOR LIVE TOOL



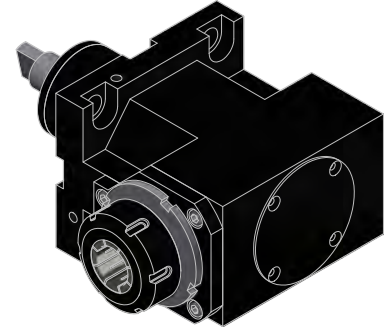
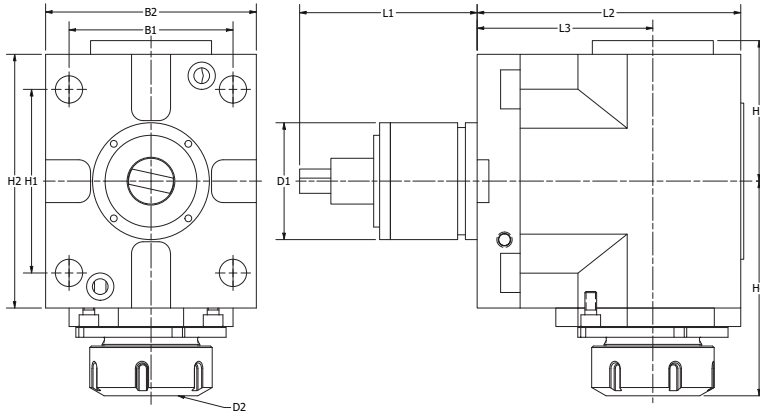
NAME	COOLANT	D1	D2	H1	H2	B1	B2	L1	L2	L3	N2 MAX	N1:N2	NM
NL3000-MA27-SLT	Ext.	60	27	94	130	84	108	91	100	51	6000	2:1	60
NL3000-MA22-SLT	Ext.	60	22	94	130	84	108	91	100	51	6000	2:1	60

# DMG MORI NL3000 DOUBLE STRAIGHT DRILL-MILLING LIVE TOOL




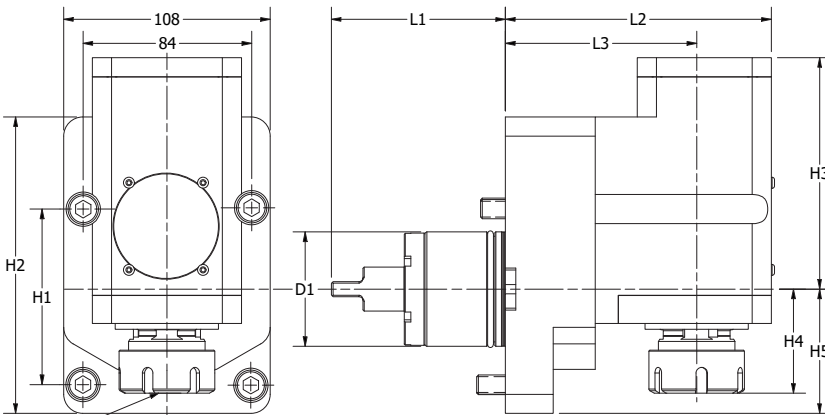
PART NUMBER	COOLANT	D1	D2	H1	H2	H3	B1	B2	B3	L1	L2	L3	N2 MAX	N1:N2	NM
NL3000-ER25-SLT2-Y	Ext.	60	4-16 ER25	66	94	130	70	84	108	91	117.5	85	6000	2:1	40
NL3000-ER25-SLT2-Y INT	Int. /Ext.	60	4-16 ER25	66	94	130	70	84	108	91	117.5	85	6000	2:1	40

# DMG MORI NL3000 RIGHT ANGLE DRILL-MILLING LIVE TOOL



PART NUMBER	COOLANT	D1	D2	H1	H2	H3	H4	B1	B2	L1	L2	L3	N2 MAX	N1:N2	NM
NL3000-ER25-RA	Ext.	60	4-16 ER25	94	130	67.7	99	84	108	91	129	90	10000	1:1	60
NL3000-ER25-RA INT	Int. /Ext.	60	4-16 ER25	94	130	67.7	99	84	108	91	129	90	10000	1:1	60
NL3000-ER32-RA	Ext.	60	4-20 ER32	94	130	67.7	103.9	84	108	91	129	90	10000	1:1	60
NL3000-ER32-RA INT	Int. /Ext.	60	4-20 ER32	94	130	67.7	103.9	84	108	91	129	90	10000	1:1	60
NL3000-ER40-RA	Ext.	60	4-26 ER40	94	130	67.7	106	84	108	91	129	90	10000	1:1	60
NL3000-ER40-RA INT	Int. /Ext.	60	4-26 ER40	94	130	67.7	106	84	108	91	129	90	10000	1:1	60

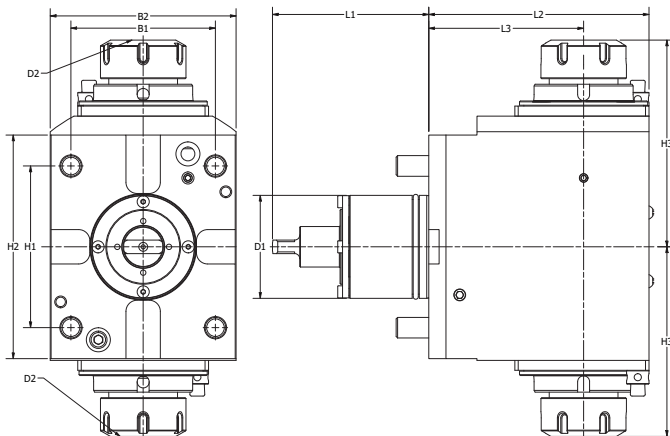
# DMG MORI NL3000 OFFSET RIGHT ANGLE DRILL-MILLING LIVE TOOL



PART NUMBER	COOLANT	D1	D2	H1	H2	H3	H4	H5	B1	B2	L1	L2	L3	N2 MAX	N1:N2	NM
NL3000-ER32-RA-OS	Ext.	60	4-16 ER25	94	155	117	53.9	65	84	108	91	139	100	6000	2:1	40
NL3000-ER32-RA-OS INT	Int. /Ext.	60	4-16 ER25	94	155	117	53.9	65	84	108	91	139	100	6000	2:1	40

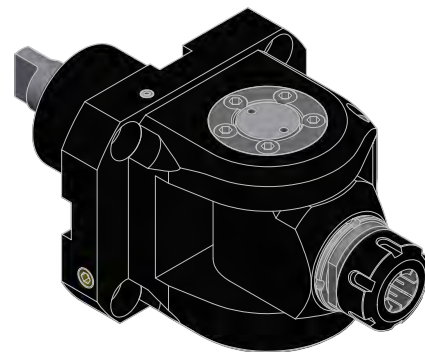
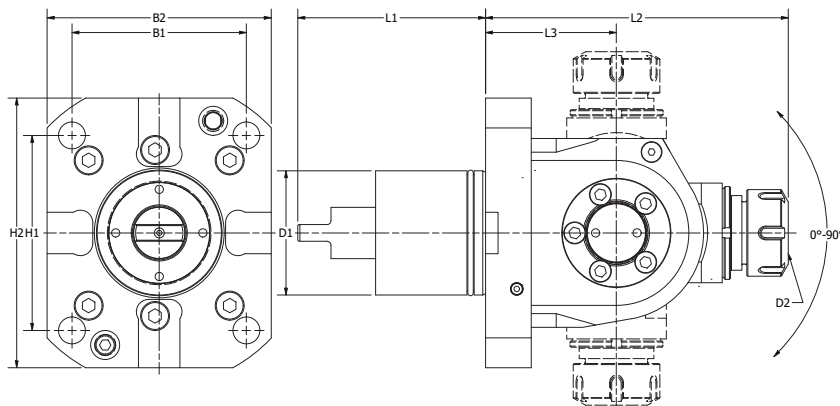


# DMG MORI NL3000 **DOUBLE RIGHT ANGLE DRILL-MILLING LIVE TOOL**



PART NUMBER	COOLANT	D1	D2	H1	H2	H3	B1	B2	L1	L2	L3	N2 MAX	N1:N2	NM
NL3000-ER32-RA2	Ext.	60	4-20 ER32	94	130	103.9	84	108	91	131	90	10000	1:1	60
NL3000-ER40-RA2	Ext.	60	4-26 ER40	94	130	106	84	108	91	131	90	10000	1:1	60

# DMG MORI NL3000 **ADJUSTABLE ANGLE LIVE TOOL**


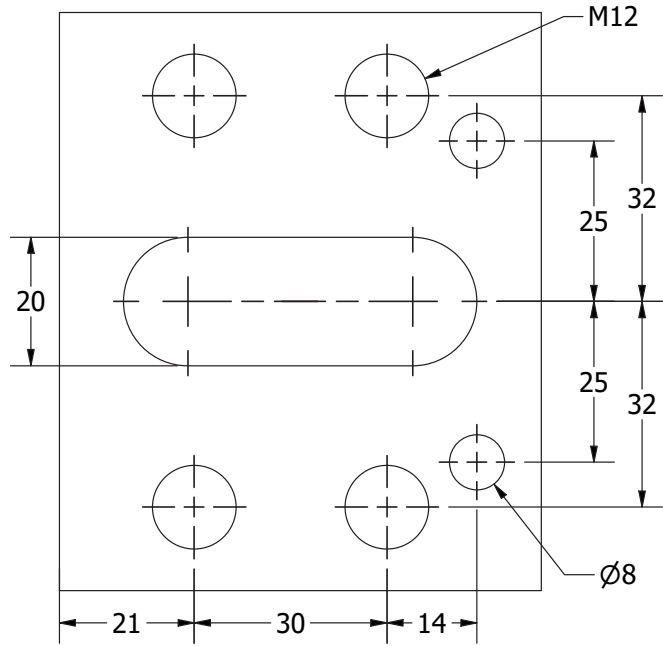


PART NUMBER	COOLANT	D1	D2	H1	H2	B1	B2	L1	L2	L3	N2 MAX	N1:N2	NM
NL3000-ER25-ADJ90	Ext.	60	1-16 ER25	94	130	84	108	91	145.2	78	10000	1:1	25
NL3000-ER25-ADJ90 INT	Int. /Ext.	60	1-16 ER25	94	130	84	108	91	145.2	78	10000	1:1	25

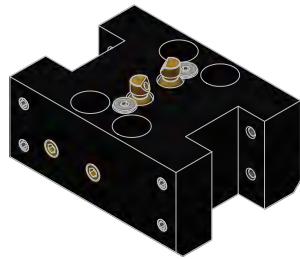
# DMG MORI MSL150 Machine Connections

## COMPATIBLE MACHINES

- ALX 1500-2500 (static turret only)
- CL 1500, 2000 (12 ST)
- Mori Seiki DuraTurn 1530
- Mori Seiki SL/ZL 150 - 154
- Mori Seiki SL/ZL 150 - 154 MC/SMC/Y/SY



**OD TURNING HOLDER**.....pg 270




**DOUBLE OD TURNING HOLDER**.....pg 270



**OD FACING HOLDER**.....pg 271



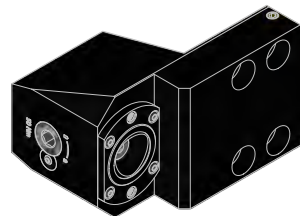
**BORING BAR HOLDER**.....pg 271



**DOUBLE ID HOLDER**.....pg 272

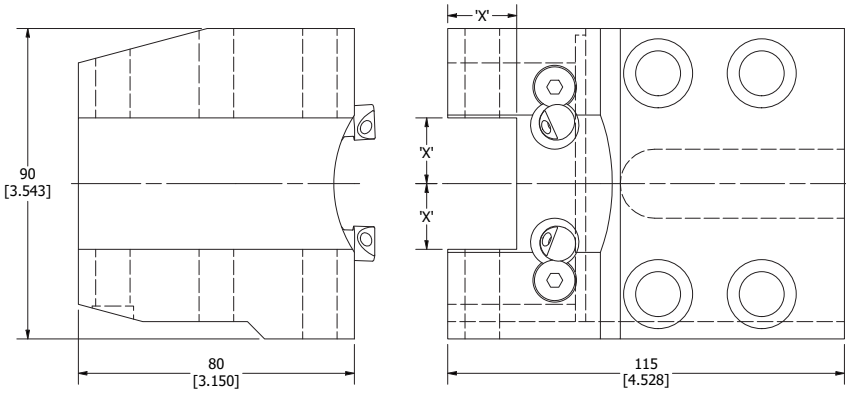


**CAPTO ID HOLDER**.....pg 272



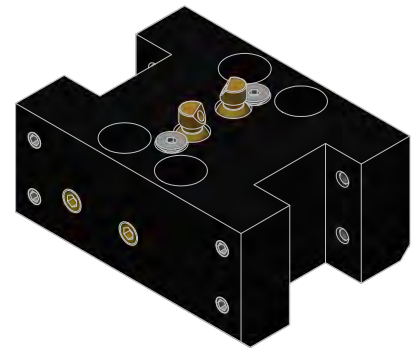
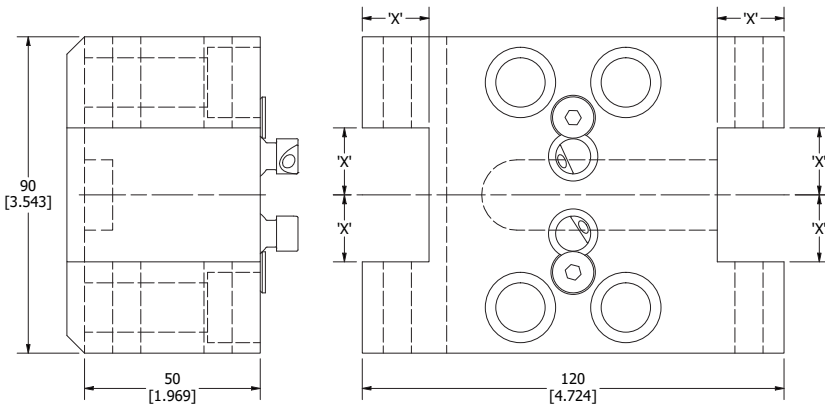
**CAPTO OD HOLDER**.....pg 273

# DMG MORI MSL150 OD TURNING HOLDER



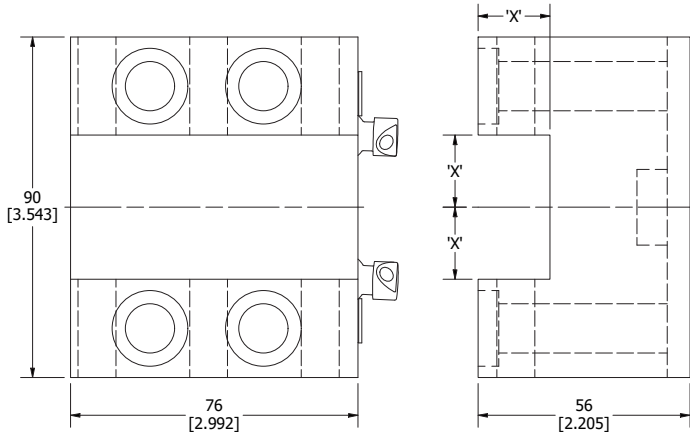
PART NUMBER	DIMENSION 'X'
MSL150-8311A	3/4
MSL150-8311MA	20mm

# DMG MORI MSL150 DOUBLE OD TURNING HOLDER



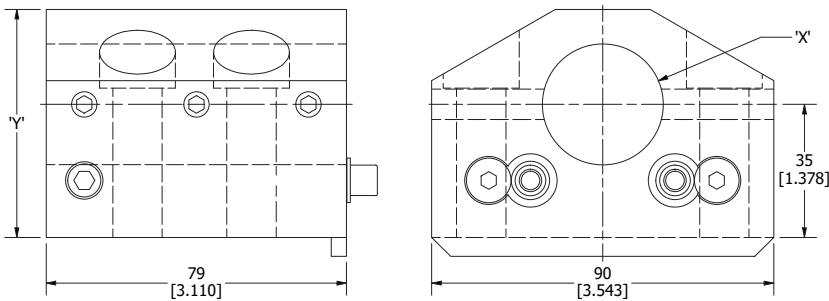
PART NUMBER	DIMENSION 'X'
MSL150-8311A DBL	3/4
MSL150-8311MA DBL	20mm

# DMG MORI MSL150 OD FACING HOLDER



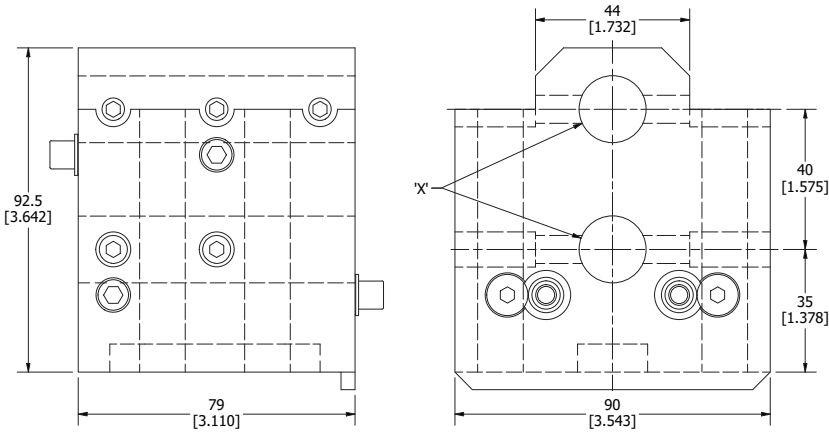
PART NUMBER	DIMENSION 'X'
MSL150-8411A	3/4
MSL150-8411MA	20mm

# DMG MORI MSL150 BORING BAR HOLDER



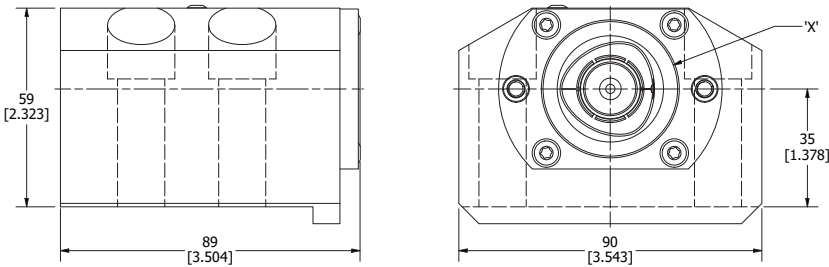
PART NUMBER	DIMENSION 'X'	DIMENSION 'Y'
MSL150-8420	3/4	2.362
MSL150-8425	1.000	2.362
MSL150-8432	1 1/4	2.362
MSL150-8435	1 1/2	2.362
MSL150-8436	2.000	2.677
MSL150-8420M	20mm	60mm
MSL150-8425M	25mm	60mm
MSL150-8432M	32mm	60mm
MSL150-8435M	40mm	60mm
MSL150-8436M	50mm	68mm

# DMG MORI MSL150 **DOUBLE ID HOLDER**



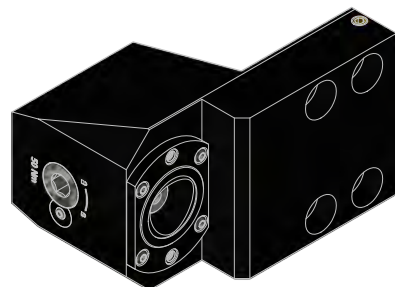
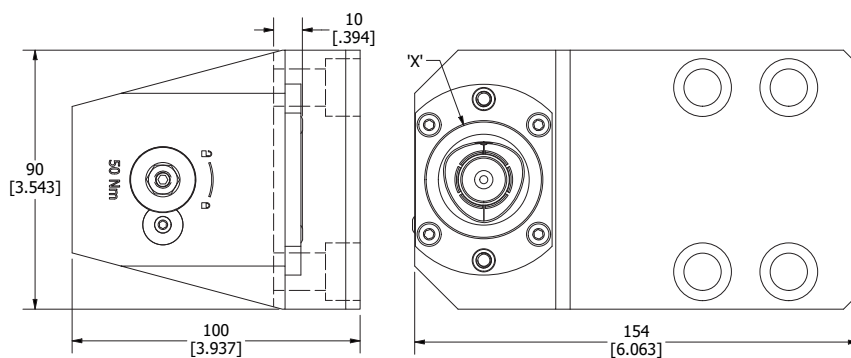
PART NUMBER	DIMENSION 'X'
MSL150-8420 DBL	3/4
MSL150-8425 DBL	1.000
MSL150-8420M DBL	20mm
MSL150-8425M DBL	25mm

# DMG MORI MSL150 **CAPTO ID HOLDER**



PART NUMBER	TOOL CLAMPING	DIMENSION 'X'
MSL150-C4ID	C4	40mm

# DMG MORI MSL150 CAPTO OD HOLDER



PART NUMBER	TOOL CLAMPING	DIMENSION 'X'
MSL150-C40D	C4	40mm

# DMG MORI MSL20-30 Machine Connections

## COMPATIBLE MACHINES

CL 1500, 2000 (8/10 ST)

CTX 310 V1

NLX 2500 (static turret only)

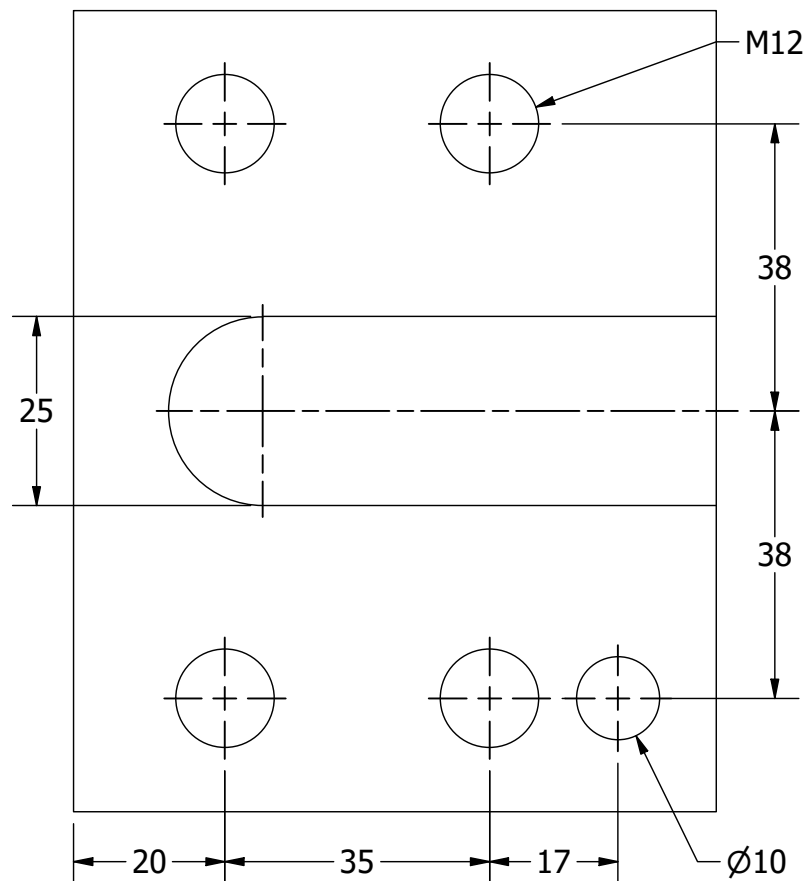
NRX 2000 (static turret only)

VL-253

Mori Seiki DuraTurn 2030, 2050, 2550

Mori Seiki SL/ZL 200 – 254 MC/SMC/Y/SY

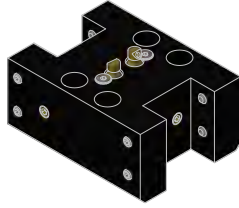
Mori Seiki SL/ZL 2500 MC/SMC/Y/SY



# DMG MORI MSL20-30




**OD TURNING HOLDER** .....pg 278



**DOUBLE OD TURNING HOLDER**.....pg 278



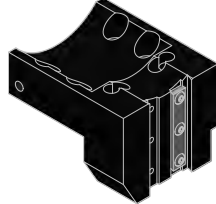
**OD FACING HOLDER JACK SCREWS**.....pg 279



**OD FACING HOLDER WEDGE**.....pg 279



**CUT OFF HOLDER** .....pg 280



**CUT OFF BLADE HOLDER**.....pg 280



**BORING BAR HOLDER**.....pg 281



**EXTENDED BORING BAR HOLDER**.....pg 281



**DOUBLE BORING BAR HOLDER**.....pg 282




**SPLIT BORING BAR HOLDER** .....pg 282




**CAPTO ID HOLDER**.....pg 283




**CAPTO OD HOLDER**.....pg 283




**STRAIGHT DRILL-MILLING LIVE TOOL**.....pg 284



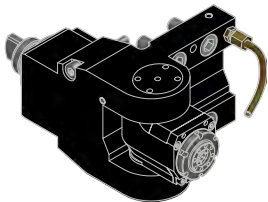
**RIGHT ANGLE DRILL-MILLING LIVE TOOL** .....pg 284



**RIGHT ANGLE DRILL-MILLING SUB-SPINDLE LIVE TOOL** .....pg 285



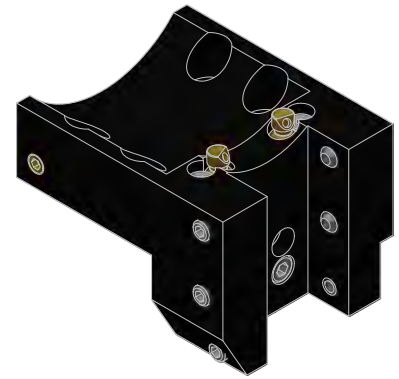
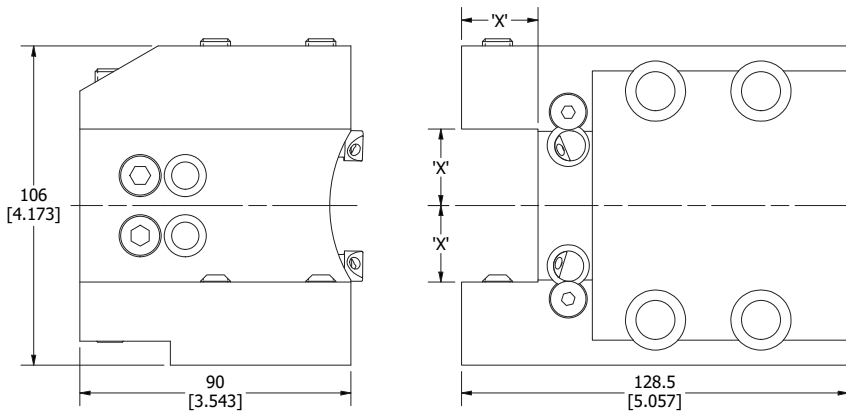
**DOUBLE RIGHT ANGLE DRILL-MILLING LIVE TOOL** .....pg 285



**ADJUSTABLE ANGLE LIVE TOOL** .....pg 286

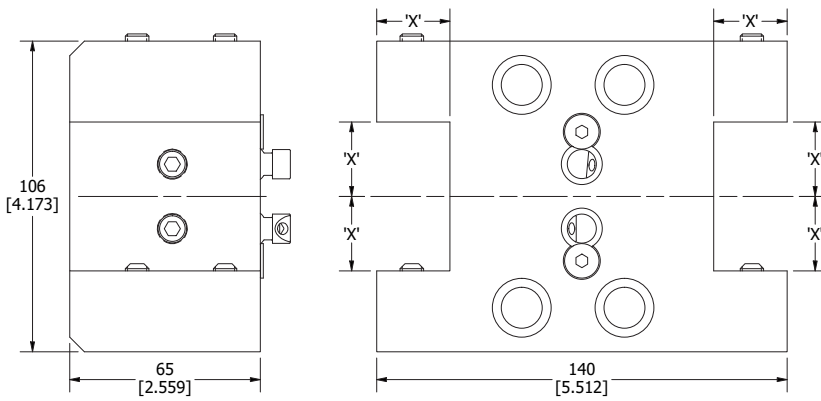


# DMG MORI MSL20-30 OD TURNING HOLDER




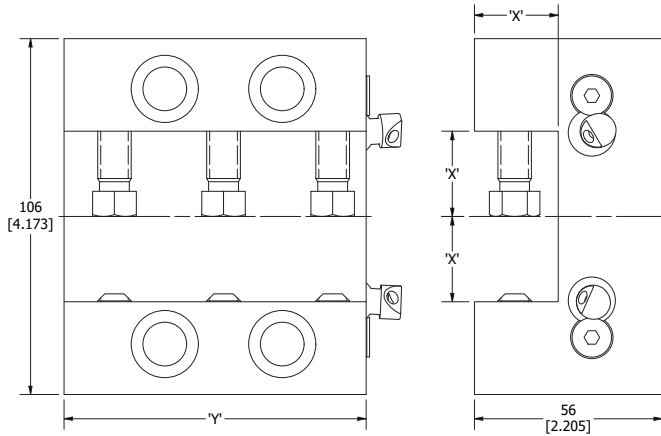
PART NUMBER	DIMENSION 'X'
MSL20/30-8311	1.000
MSL20/30-8311M	25mm

# DMG MORI MSL20-30 DOUBLE OD TURNING HOLDER




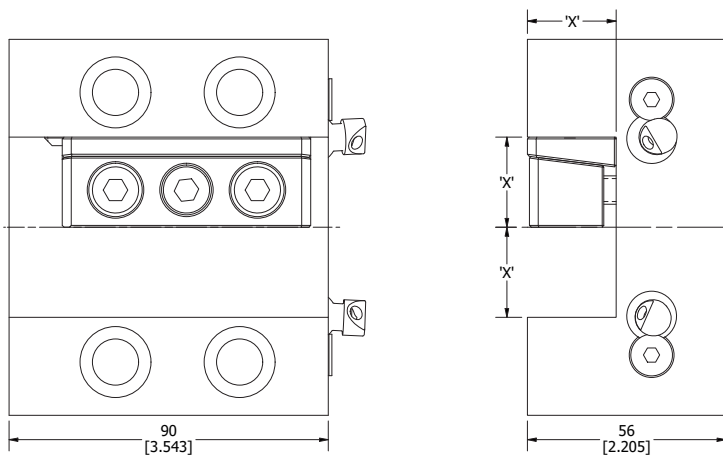
PART NUMBER	DIMENSION 'X'
MSL20/30-8311 DBL	1.000
MSL20/30-8311M DBL	25mm

# DMG MORI MSL20-30 OD FACING HOLDER JACK SCREWS




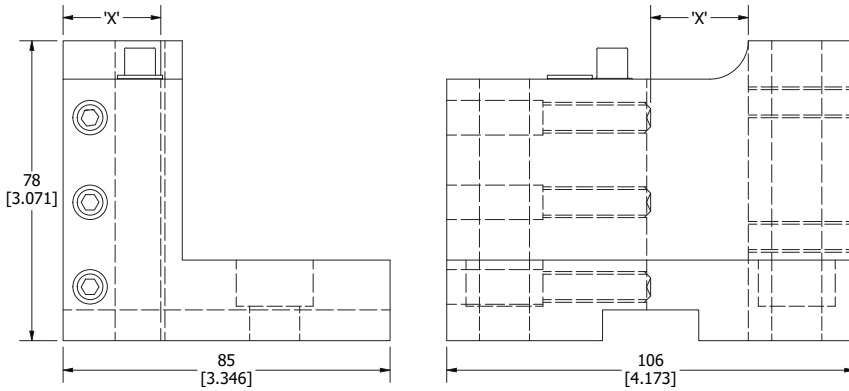
PART NUMBER	DIMENSION 'X'	DIMENSION 'Y'
MSL20/30-8411	1.000	3.543
MSL20/30-8411 EX	1.000	6.299
MSL20/30-8411M	25mm	90mm
MSL20/30-8411M EX	25mm	160mm

# DMG MORI MSL20-30 OD FACING HOLDER WEDGE



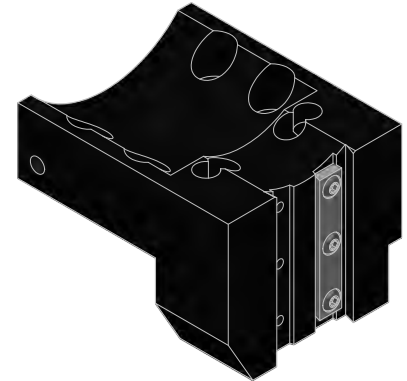
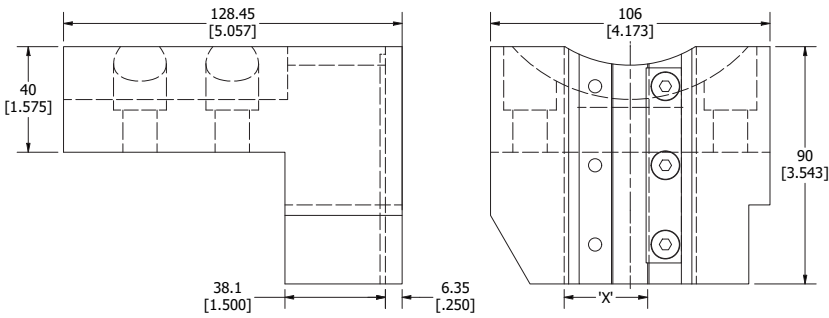
PART NUMBER	DIMENSION 'X'	DIMENSION 'Y'
MSL20/30-8411 W	1.000	3.543
MSL20/30-8411M W	25mm	90.0

## DMG MORI MSL20-30 **CUT OFF HOLDER**



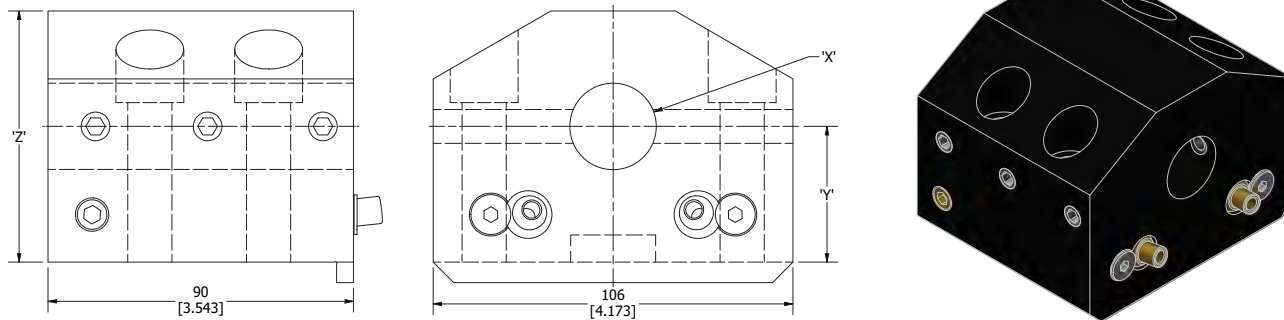
PART NUMBER	DIMENSION 'X'
MSL20/30-4625	1.000
MSL20/30-4625M	25mm

## DMG MORI MSL20-30 **CUT OFF BLADE HOLDER**



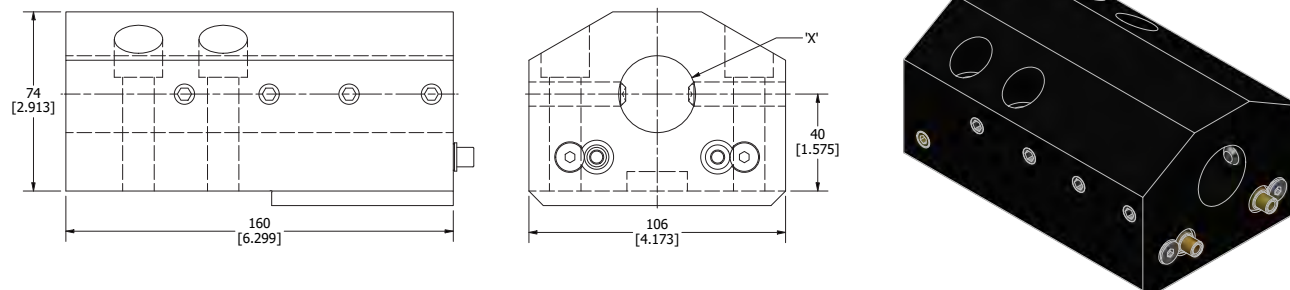
PART NUMBER	DIMENSION 'X'
MSL20/30-4532	1 1/4
MSL20/30-4532M	32mm

# DMG MORI MSL20-30 BORING BAR HOLDER



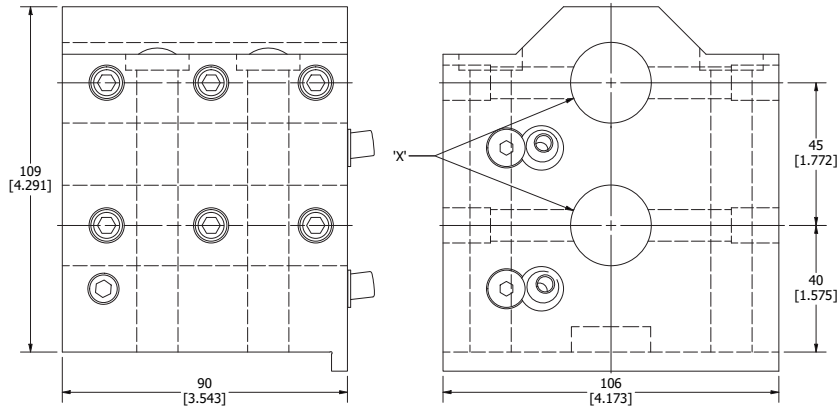
PART NUMBER	DIMENSION 'X'	DIMENSION 'Y'	DIMENSION 'Z'
MSL20/30-8420	3/4	1.575	2.913
MSL20/30-8425	1.000	1.575	2.913
MSL20/30-8432	1 1/4	1.575	2.913
MSL20/30-8435	1 1/2	1.575	2.913
MSL20/30-8445	1 3/4	1.575	2.913
MSL20/30-8436	2.000	1.575	2.913
MSL20/30-8437	2 1/2	2.165	3.701
MSL20/30-8420M	20mm	40mm	74mm
MSL20/30-8425M	25mm	40mm	74mm
MSL20/30-8432M	32mm	40mm	74mm
MSL20/30-8435M	40mm	40mm	74mm
MSL20/30-8445M	45mm	40mm	74mm
MSL20/30-8436M	50mm	40mm	74mm
MSL20/30-8437M	65mm	55mm	94mm

# DMG MORI MSL20-30 EXTENDED BORING BAR HOLDER



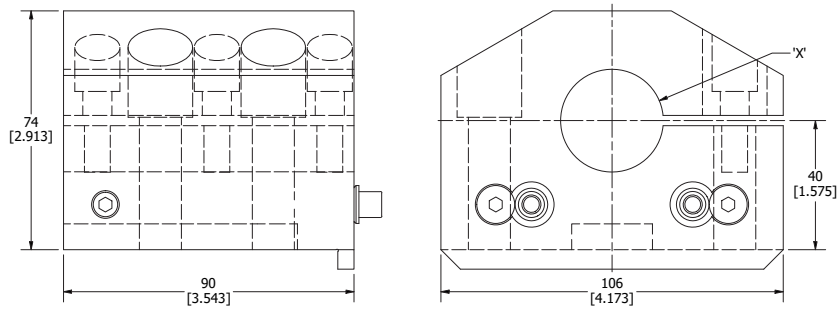
PART NUMBER	DIMENSION 'X'
MSL20/30-8432 EX	1 1/4
MSL20/30-8435 EX	1 1/2
MSL20/30-8432M EX	32mm
MSL20/30-8435M EX	40mm

# DMG MORI MSL20-30 **DOUBLE BORING BAR HOLDER**



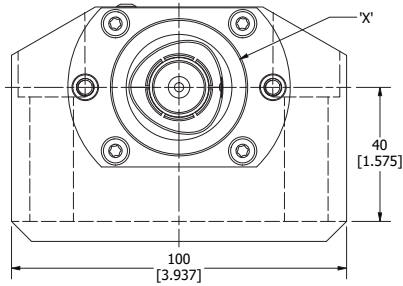
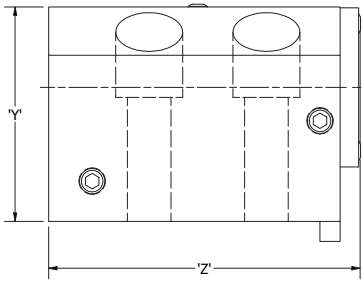
PART NUMBER	DIMENSION 'X'
MSL20/30-8425 DBL	1.000
MSL20/30-8432 DBL	1 1/4
MSL20/30-8425M DBL	25mm
MSL20/30-8432M DBL	32mm

# DMG MORI MSL20-30 **SPLIT BORING BAR HOLDER**



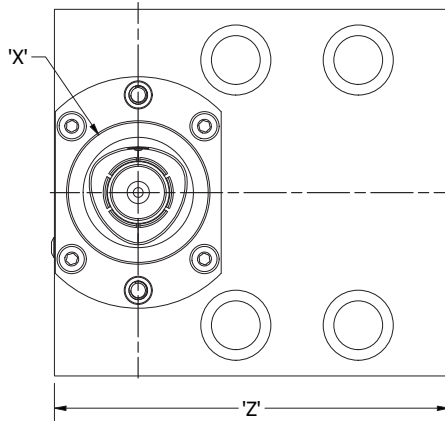
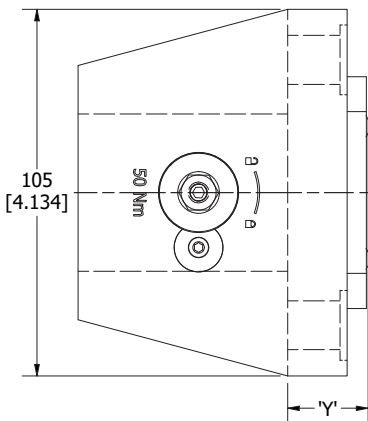
PART NUMBER	DIMENSION 'X'
MSL20/30-8432 SPT	1 1/4
MSL20/30-8435 SPT	1 1/2
MSL20/30-8436 SPT	2.000
MSL20/30-8432M SPT	32mm
MSL20/30-8435M SPT	40mm
MSL20/30-8436M SPT	50mm

## DMG MORI MSL20-30 CAPTO ID HOLDER




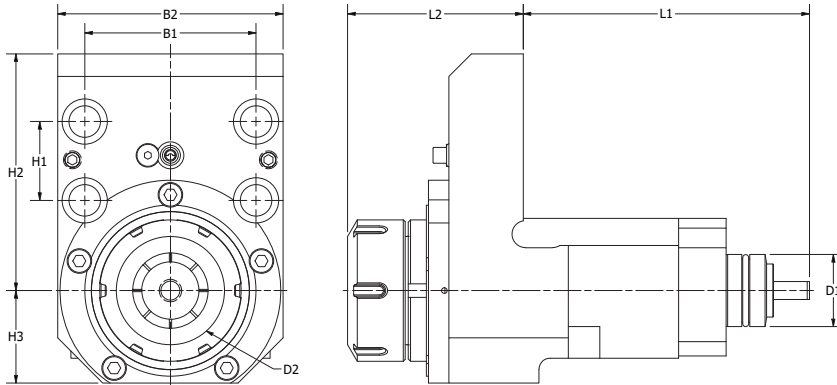
PART NUMBER	TOOL CLAMPING	DIMENSION 'X'	DIMENSION 'Y'	DIMENSION 'Z'
MSL20/30-C4ID	C4	40mm	64mm	93mm
MSL20/30-C5ID	C5	50mm	72mm	100mm
MSL20/30-C5ID EX	C5	50mm	72mm	152mm

## DMG MORI MSL20-30 CAPTO OD HOLDER



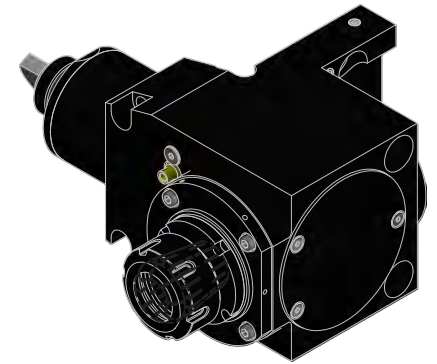
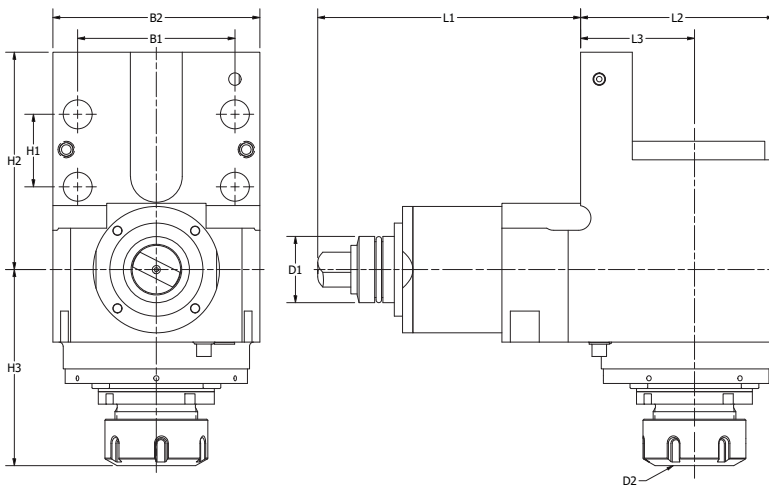
PART NUMBER	TOOL CLAMPING	DIMENSION 'X'	DIMENSION 'Y'	DIMENSION 'Z'
MSL20/30-C4OD	C4	40mm	23mm	113mm
MSL20/30-C5OD	C5	50mm	40mm	131mm
MSL20/30-C5ID ET	C5	50mm	72mm	152mm

## DMG MORI MSL20-30 STRAIGHT DRILL-MILLING LIVE TOOL



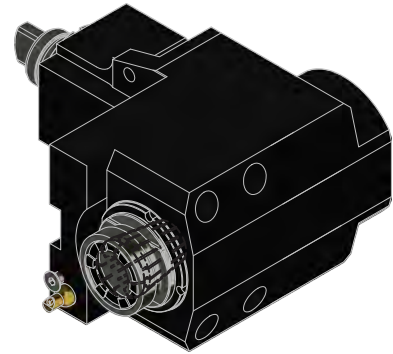
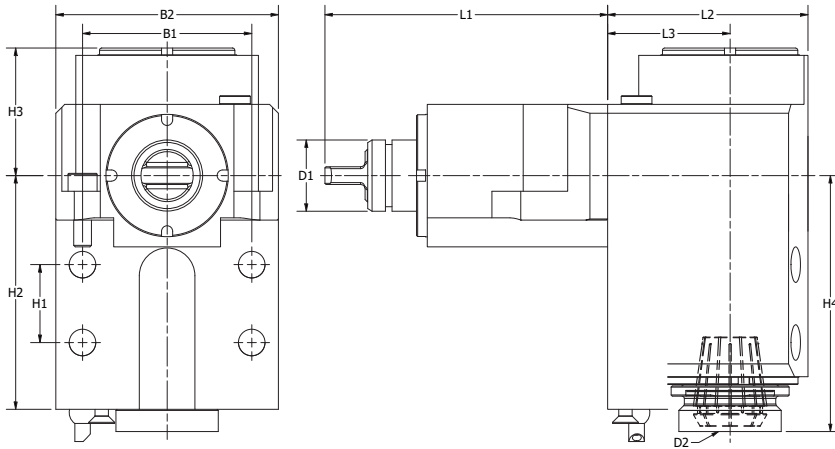
PART NUMBER	COOLANT	D1	D2	H1	H2	H3	B1	B2	L1	L2	N2 MAX	N1:N2	NM	KG
MSL20/30-ER32-SLT	Ext.	32	4-20 ER32	35	105	35	76	100	127	64.5	6000	1:1	50	5.5
MSL20/30-ER32-SLT INT	Int. 6 Bar	32	4-20 ER32	35	105	35	76	100	127	64.5	6000	1:1	50	5.5

## DMG MORI MSL20-30 RIGHT ANGLE DRILL-MILLING LIVE TOOL



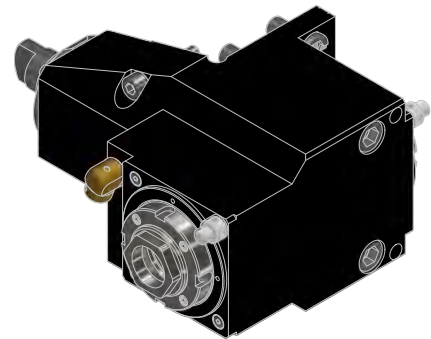
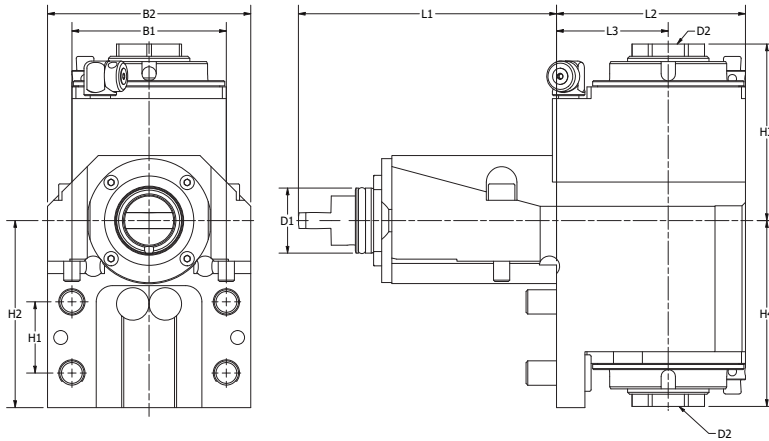
PART NUMBER	COOLANT	D1	D2	H1	H2	H3	B1	B2	L1	L2	L3	N2 MAX	N1:N2	NM	KG
MSL20/30-ER32-RA	Ext.	32	4-20 ER32	35	105	92	76	100	127	96	55	6000	1:1	50	10
MSL20/30-ER32-RA INT	Int. 6 Bar	32	4-20 ER32	35	105	92	76	100	127	96	55	6000	1:1	50	10

# DMG MORI MSL20-30 RIGHT ANGLE DRILL-MILLING SUB-SPINDLE LIVE TOOL



PART NUMBER	COOLANT	D1	D2	H1	H2	H3	H4	B1	B2	L1	L2	L3	N2 MAX	N1:N2	NM	KG
MSL20/30-ER32-RA-S	Ext	32	4-20 ER32	35	105	61	115	76	100	127	90	55	6000	1:1	50	10

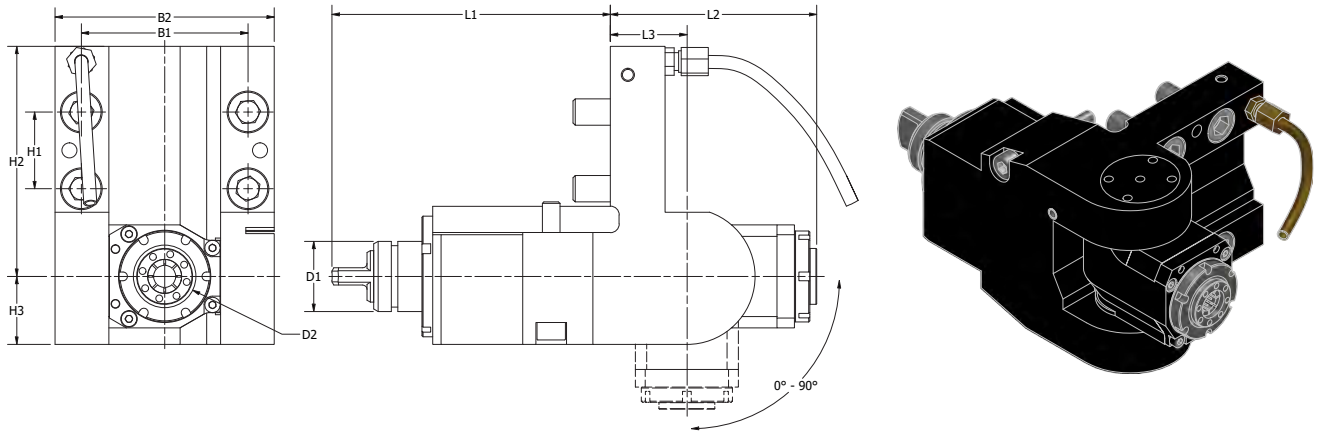
# DMG MORI MSL20-30 DOUBLE RIGHT ANGLE DRILL-MILLING LIVE TOOL



PART NUMBER	COOLANT	D1	D2	H1	H2	H3	H4	B1	B2	L1	L2	L3	N2 MAX	N1:N2	NM	KG
MSL20/30-ER32-RA2	Ext.	32	4-20 ER32	35	105	92	105	76	100	127	96	55	6000	1:1	50	14



# DMG MORI MSL20-30 ADJUSTABLE ANGLE LIVE TOOL



PART NUMBER	COOLANT	D1	D2	H1	H2	H3	B1	B2	L1	L2	L3	N2 MAX	N1:N2	NM	KG
MSL20/30-ER25-ADJ90	Ext.	32	1-16 ER25	35	105	31	76	100	127	130	45	6000	1:1	25	7.5


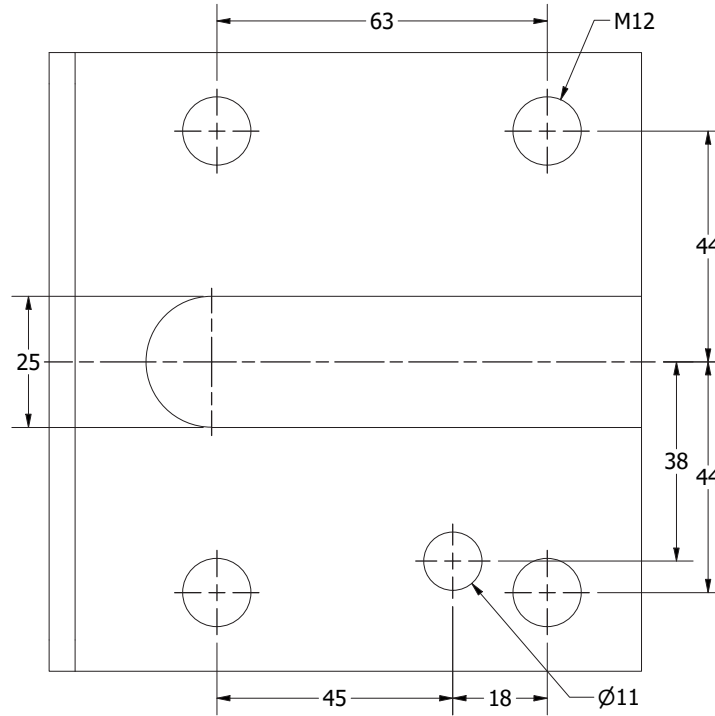
# DMG MORI MSL35 Machine Connections

## COMPATIBLE MACHINES

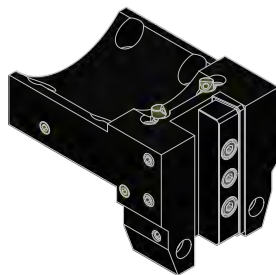
Mori Seiki SL 35, 35B

Mori Seiki TL40 (10 Station Turret)

Mori Seiki ZL 3



**OD TURNING HOLDER  
JACK SCREWS** .....pg 288



**OD TURNING  
HOLDER WEDGE** .....pg 288



**OD FACING  
HOLDER**.....pg 289


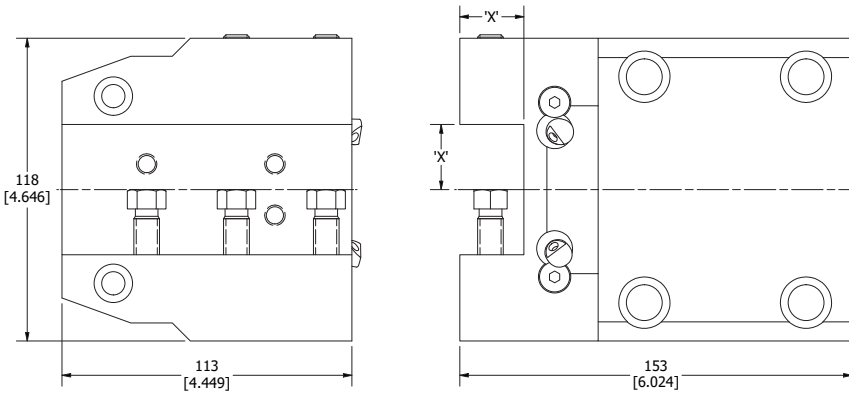


**BORING BAR  
HOLDER**.....pg 289



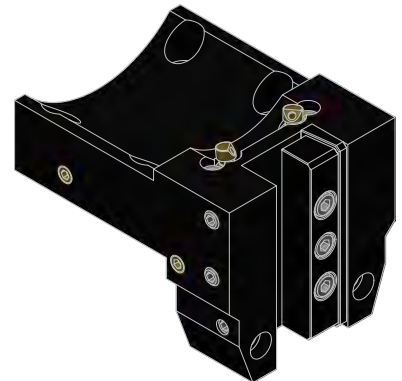
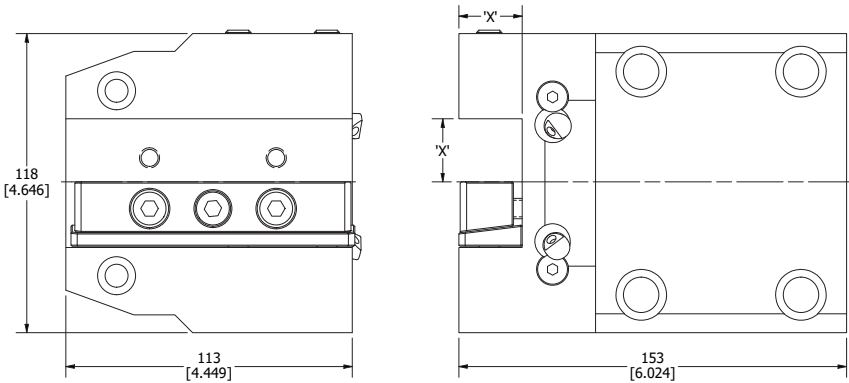
**SPLIT BORING  
BAR HOLDER** .....pg 290

# DMG MORI MSL35 OD TURNING HOLDER JACK SCREWS



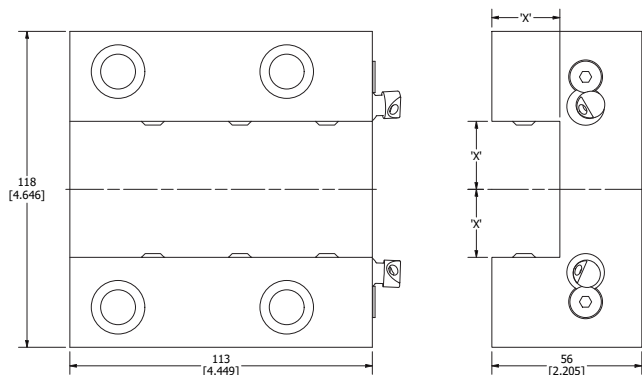
PART NUMBER	DIMENSION 'X'
MSL35-8311	1.000
MSL35-8311M	25mm

# DMG MORI MSL35 OD TURNING HOLDER WEDGE




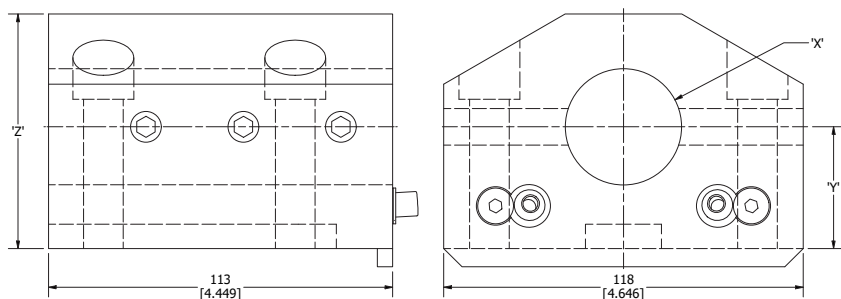
PART NUMBER	DIMENSION 'X'
MSL35.8311 W	1.000
MSL35-8311M W	25.0

## DMG MORI MSL35 OD FACING HOLDER



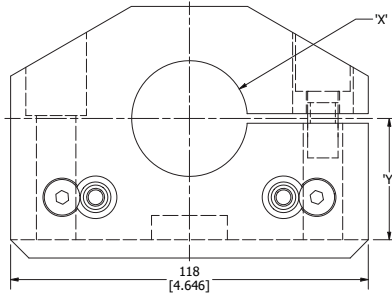
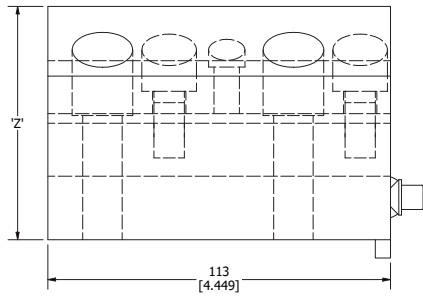
PART NUMBER	DIMENSION 'X'
MSL35-8411	1.000
MSL35-8411M	25mm

## DMG MORI MSL35 BORING BAR HOLDER



PART NUMBER	DIMENSION 'X'	DIMENSION 'Y'	DIMENSION 'Z'
MSL35-8435	1 1/2	1.575	3.031
MSL35-8436	2.000	1.575	3.031
MSL35-8437	2 1/2	2.000	3.622
MSL35-8435M	40mm	40mm	77mm
MSL35-8436M	50mm	40mm	77mm
MSL35-8437M	65mm	50mm	92mm

# DMG MORI MSL35 SPLIT BORING BAR HOLDER



PART NUMBER	DIMENSION 'X'	DIMENSION 'Y'	DIMENSION 'Z'
MSL35-8435 SPT	1 1/2	1.575	3.031
MSL35-8436 SPT	2.000	1.575	3.031
MSL35-8437 SPT	2 1/2	2.000	3.622
MSL35-8435M SPT	40mm	40mm	77mm
MSL35-8436M SPT	50mm	40mm	77mm
MSL35-8437M SPT	65mm	50mm	92mm

# DMG MORI MSL403 Machine Connections

## COMPATIBLE MACHINES


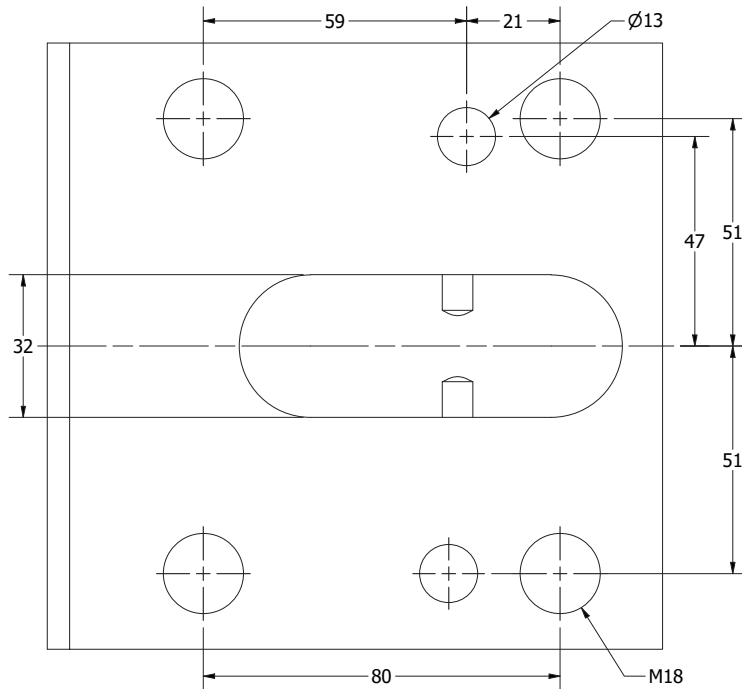
Mori Seiki SL 400, 403, 405

Mori Seiki SL 45

Mori Seiki VL 55

Mori Seiki ZL 35

Mori Seiki ZL 45




**OD TURNING HOLDER** .....pg 292




**OD FACING HOLDER** .....pg 292




**BORING BAR HOLDER** .....pg 293



**SPLIT BORING BAR HOLDER** .....pg 293


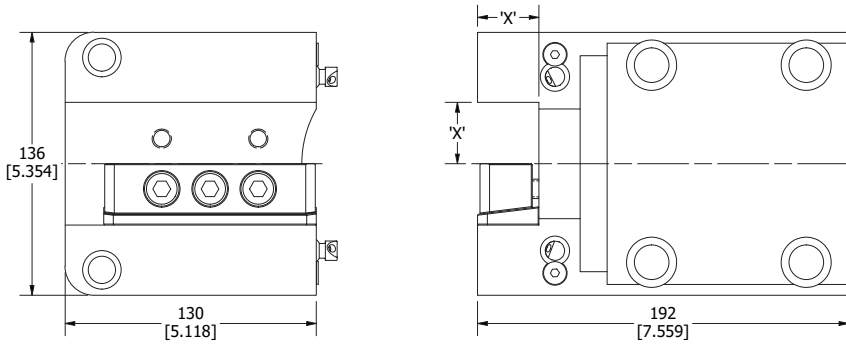


**CAPTO ID HOLDER** .....pg 294



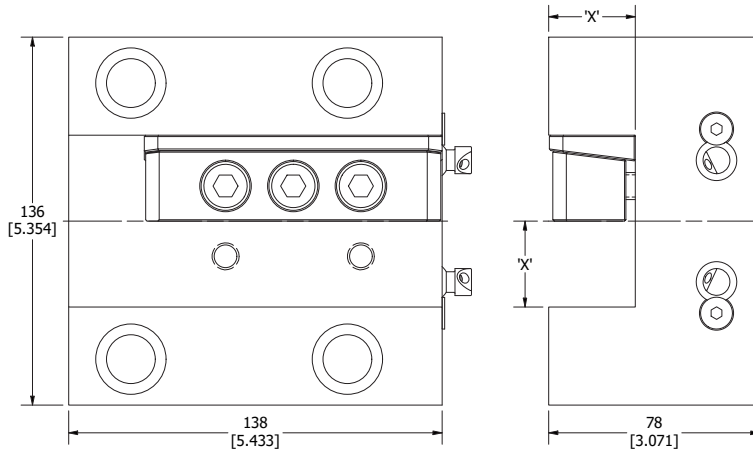
**CAPTO OD HOLDER** .....pg 294

## DMG MORI MSL403 OD TURNING HOLDER




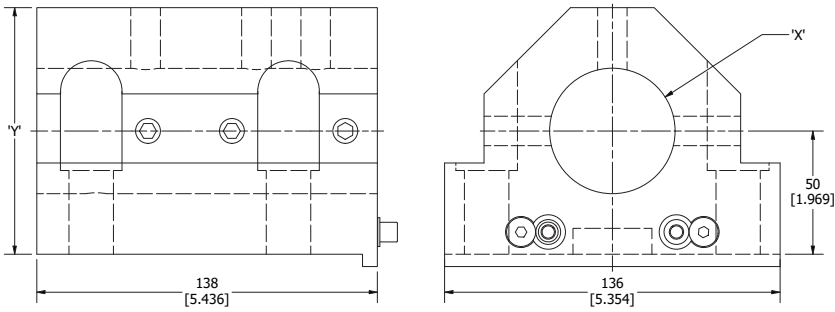
PART NUMBER	DIMENSION 'X'
MSL403-8311B	1 1/4
MSL403-8311MB	32mm

## DMG MORI MSL403 OD FACING HOLDER



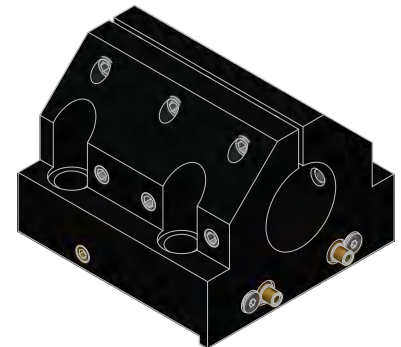
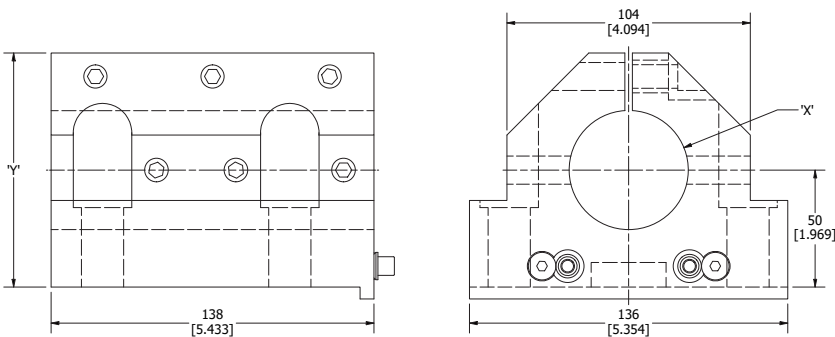
PART NUMBER	DIMENSION 'X'
MSL403-8411B	1 1/4
MSL403-8411MB	32mm

# DMG MORI MSL403 BORING BAR HOLDER



PART NUMBER	DIMENSION 'X'	DIMENSION 'Y'
MSL403-8432	1 1/4	3.346
MSL403-8435	1 1/2	3.937
MSL403-8436	2.000	3.937
MSL403-8437	2 1/2	3.937
MSL403-8475	3.000	3.937
MSL403-8432M	32mm	85mm
MSL403-8435M	40mm	100mm
MSL403-8436M	50mm	100mm
MSL403-8437M	65mm	100mm
MSL403-8480M	80mm	100mm

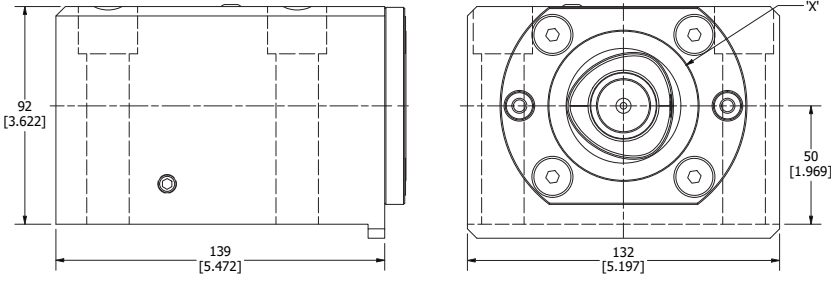
# DMG MORI MSL403 SPLIT BORING BAR HOLDER



PART NUMBER	DIMENSION 'X'	DIMENSION 'Y'
MSL403-8436 SPT	2.000	3.937
MSL403-8437 SPT	2 1/2	3.937
MSL403-8475 SPT	3.000	4.331
MSL403-8436M SPT	50mm	100mm
MSL403-8437M SPT	65mm	100mm
MSL403-8480M SPT	80mm	110mm


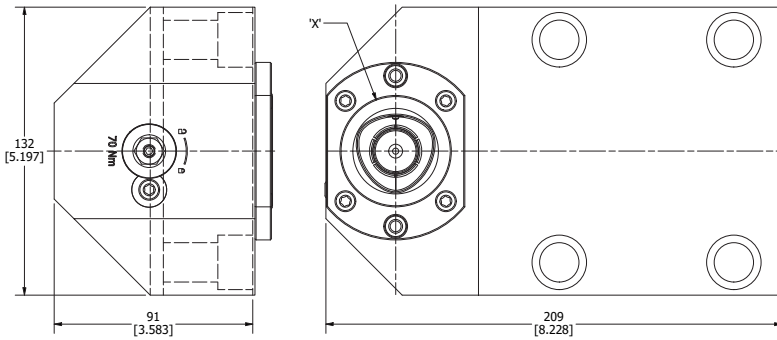


## DMG MORI MSL403 CAPTO ID HOLDER



PART NUMBER	TOOL CLAMPING	DIMENSION 'X'
MSL403-C6ID	C6	63mm

## DMG MORI MSL403 CAPTO OD HOLDER



PART NUMBER	TOOL CLAMPING	DIMENSION 'X'
MSL403-C5OD	C5	50mm

# DMG MORI MSL603 Machine Connections

## COMPATIBLE MACHINES

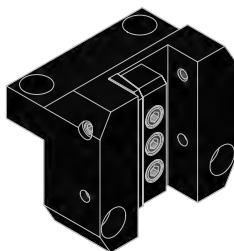
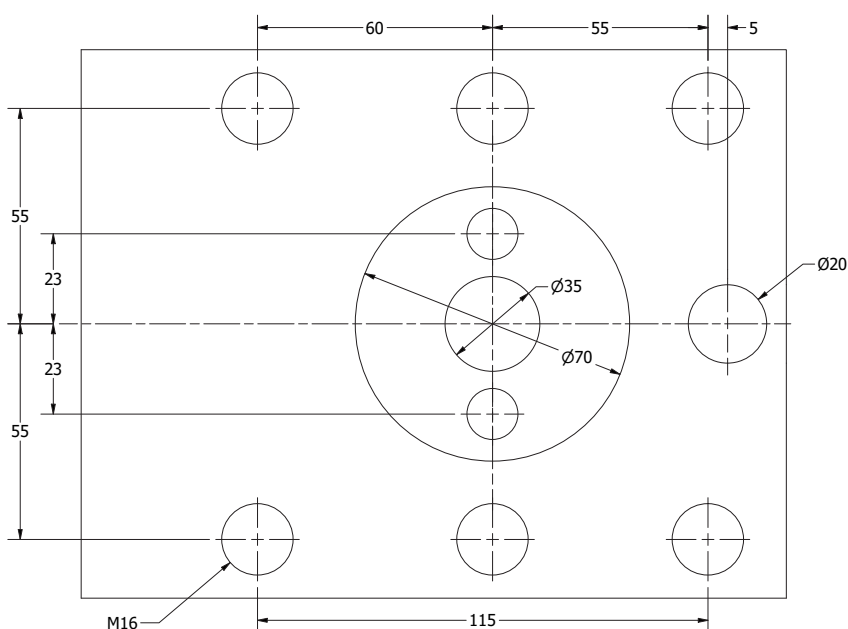
Mori Seiki MSL 75

Mori Seiki SL 45

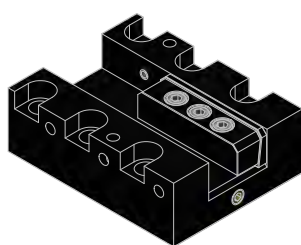
Mori Seiki SL 6

Mori Seiki SL 600, 603

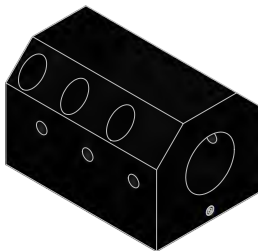
Mori Seiki SL 65



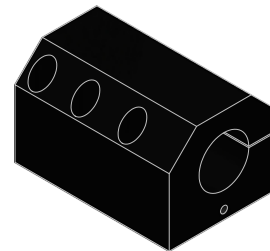
**OD TURNING HOLDER** .....pg 296




**OD FACING HOLDER** .....pg 296




**BORING BAR HOLDER** .....pg 297



**SPLIT BORING BAR HOLDER** .....pg 297

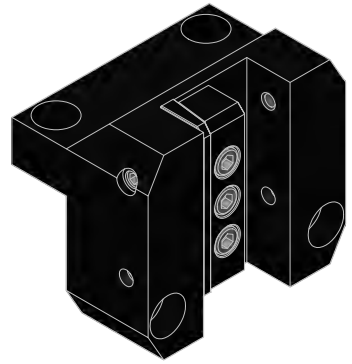
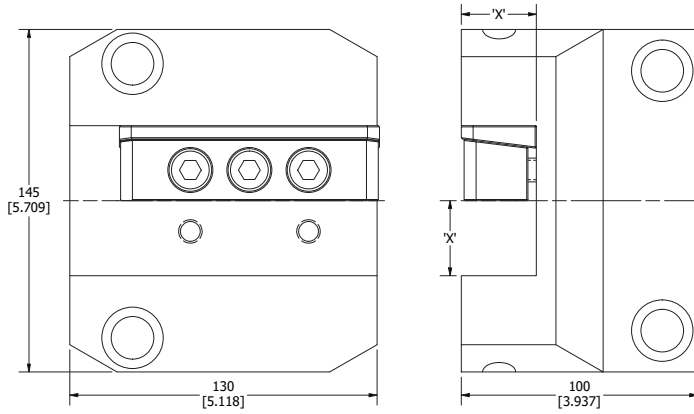


**CAPTO ID HOLDER** .....pg 298



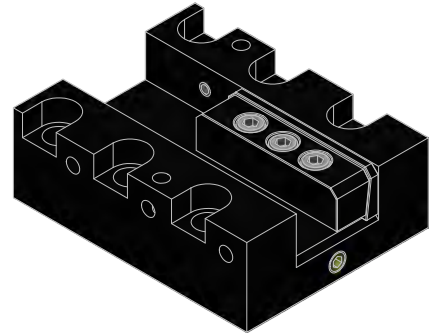
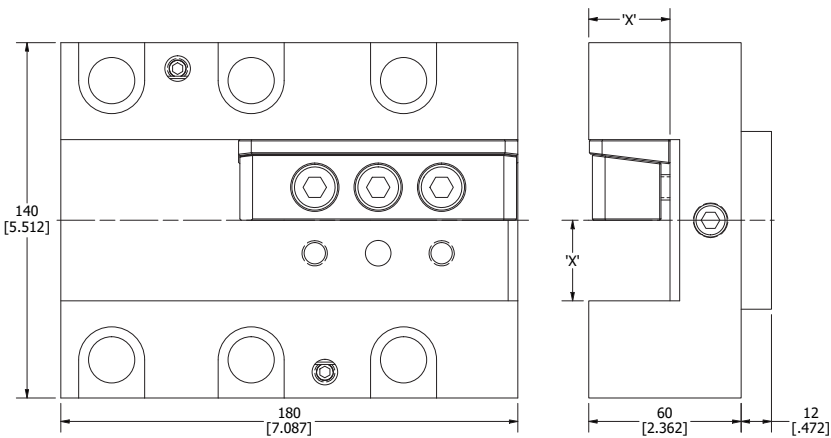
**CAPTO OD HOLDER** .....pg 298

## DMG MORI MSL603 OD TURNING HOLDER



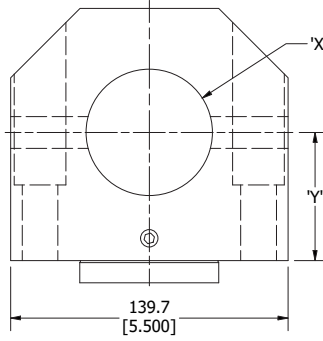
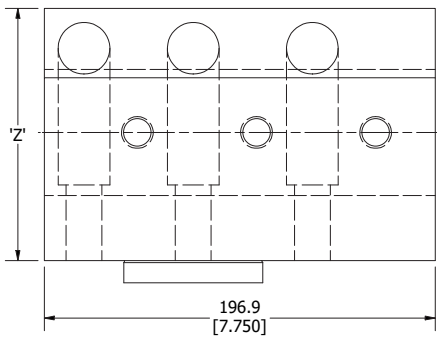
PART NUMBER	DIMENSION 'X'
MSL603-8311B	1 1/4
MSL603-8311MB	32mm

## DMG MORI MSL603 OD FACING HOLDER



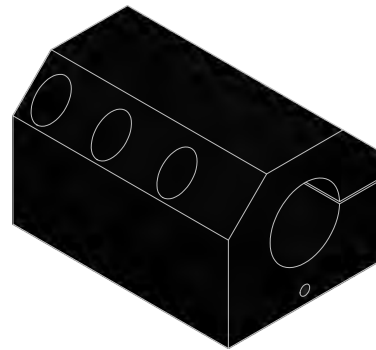
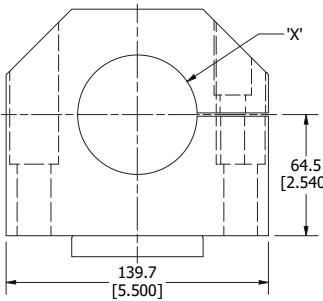
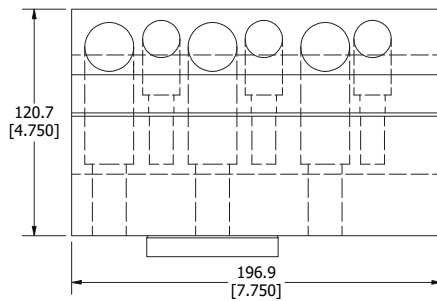
PART NUMBER	DIMENSION 'X'
MSL603-8411B	1 1/4
MSL603-8411MB	32mm

# DMG MORI MSL603 BORING BAR HOLDER



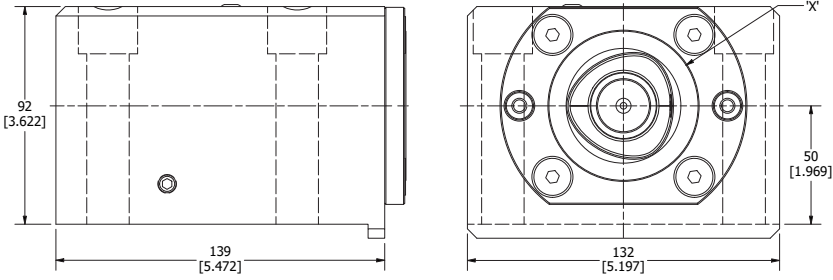
PART NUMBER	DIMENSION 'X'	DIMENSION 'Y'	DIMENSION 'Z'
MSL603-8436	2.000	2.540	5.000
MSL603-8437	2 1/2	2.540	5.000
MSL603-8475	3.000	2.540	5.000
MSL603-84100	4.000	3.150	5.500
MSL603-8436M	50mm	64.52mm	127mm
MSL603-8437M	65mm	64.52mm	127mm
MSL603-8480M	80mm	64.52mm	127mm
MSL603-84100M	100mm	80mm	139.7mm

# DMG MORI MSL603 SPLIT BORING BAR HOLDER




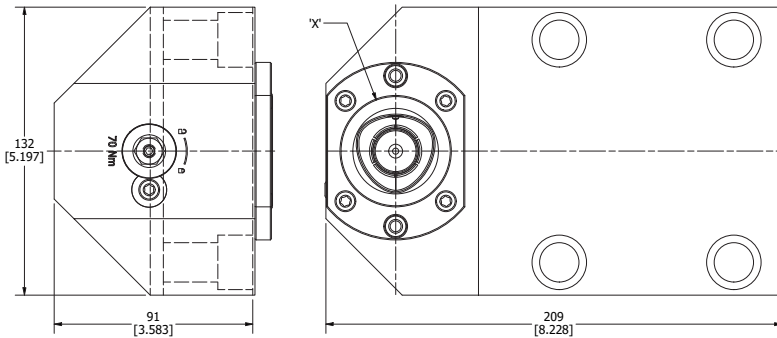
PART NUMBER	DIMENSION 'X'
MSL603-8437 SPT	2 1/2
MSL603-8475 SPT	3.000
MSL603-8437M SPT	65mm
MSL603-8480M SPT	80mm

## DMG MORI MSL603 CAPTO ID HOLDER



PART NUMBER	TOOL CLAMPING	DIMENSION 'X'
MSL603-C6ID	C6	63mm

## DMG MORI MSL603 CAPTO OD HOLDER


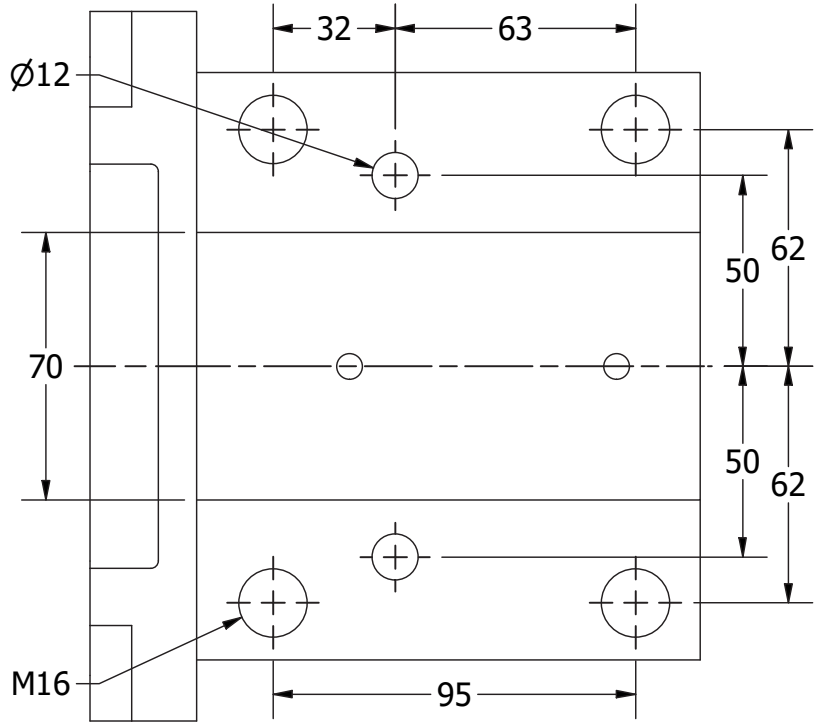


PART NUMBER	TOOL CLAMPING	DIMENSION 'X'	DIMENSION 'Y'	DIMENSION 'Z'
MSL603-C5OD	C5	50mm	217mm	39mm
MSL603-C6OD	C6	63mm	207mm	40mm

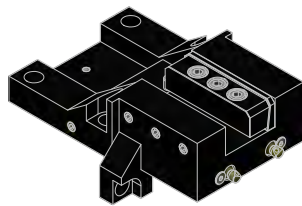
# DMG MORI MSL603MC Machine Connections

## COMPATIBLE MACHINES

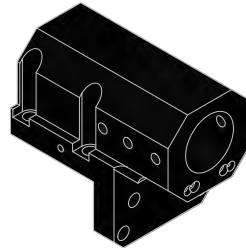
Mori Seiki SL 603 MC



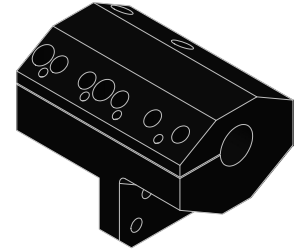
**OD TURNING HOLDER** .....pg 300



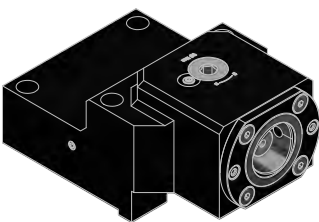
**OD FACING HOLDER** .....pg 300



**BORING BAR HOLDER** .....pg 301




**SPLIT BORING BAR HOLDER** .....pg 301




**CAPTO ID HOLDER** .....pg 302



**CAPTO OD HOLDER** .....pg 302

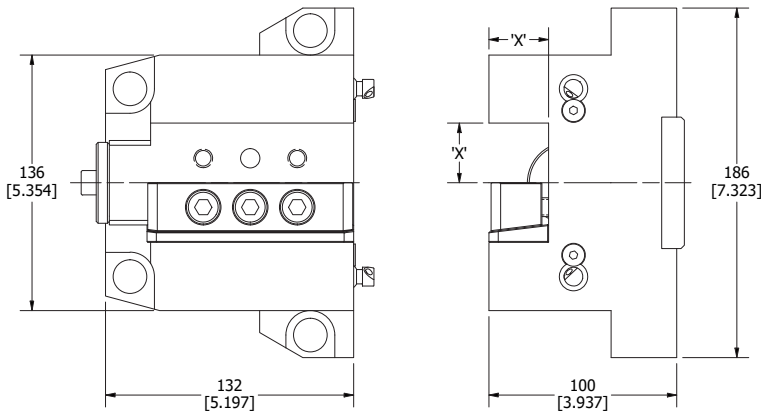


**STRAIGHT DRILL-MILLING LIVE TOOL** .....pg 303



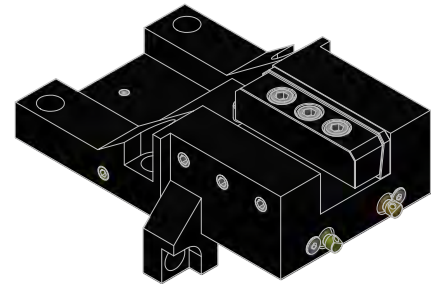
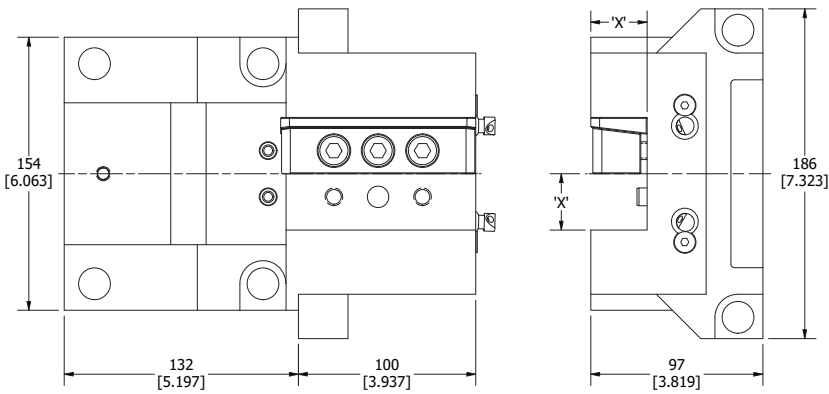
**RIGHT ANGLE DRILL-MILLING LIVE TOOL** .....pg 303

## DMG MORI MSL603MC OD TURNING HOLDER



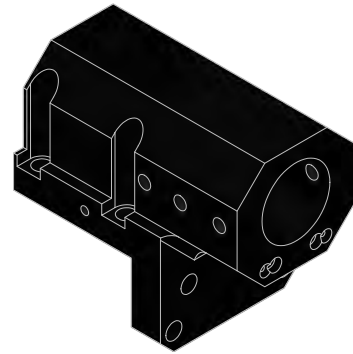
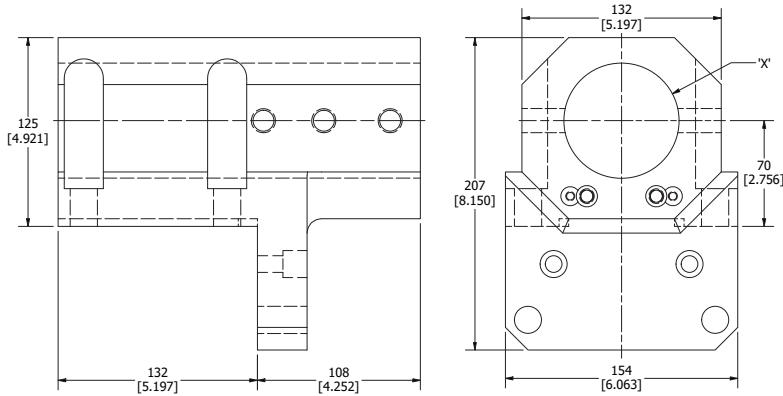
PART NUMBER	DIMENSION 'X'
MSL603MC-8311B	1 1/4
MSL603MC-8311MB	32mm

## DMG MORI MSL603MC OD FACING HOLDER



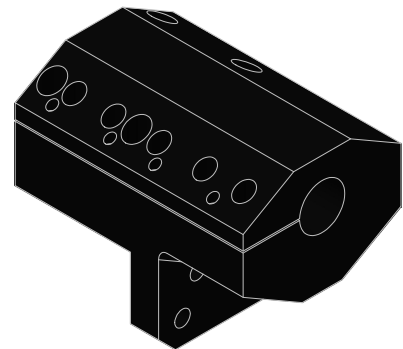
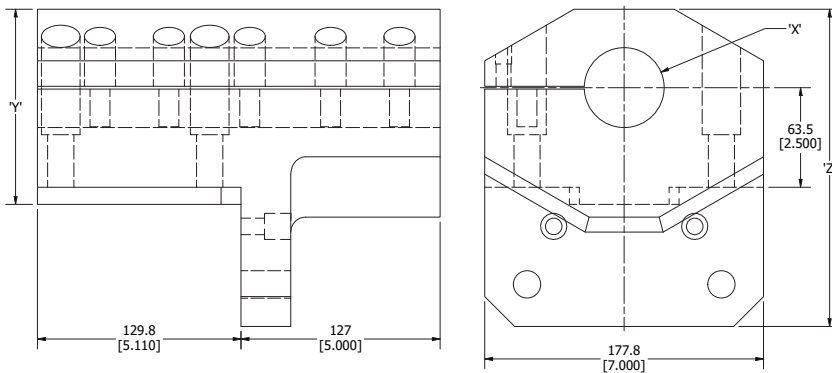
PART NUMBER	DIMENSION 'X'
MSL603MC-8411B	1 1/4
MSL603MC-8411MB	32mm

# DMG MORI MSL603MC BORING BAR HOLDER



PART NUMBER	DIMENSION 'X'
MSL603MC-8437	2 1/2
MSL603MC-8475	3.000
MSL603MC-8437M	65mm
MSL603MC-8480M	80mm

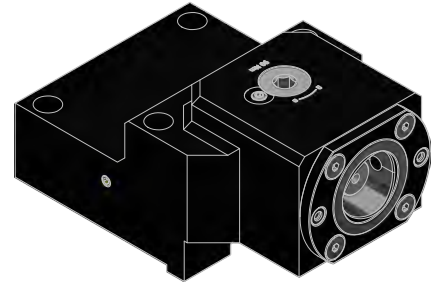
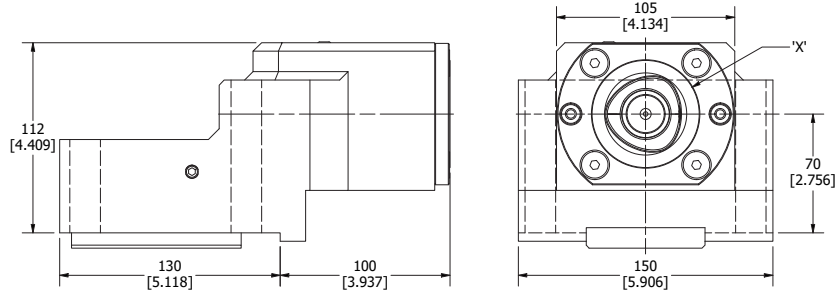
# DMG MORI MSL603MC SPLIT BORING BAR HOLDER



PART NUMBER	DIMENSION 'X'	DIMENSION 'Y'	DIMENSION 'Z'
MSL603MC-8436 SPT	2.000	4.900	7.967
MSL603MC-8437 SPT	2 1/2	4.900	7.967
MSL603MC-8475 SPT	3.000	5.095	8.163
MSL603MC-8436M SPT	50mm	124.42mm	202.35mm
MSL603MC-8437M SPT	65mm	124.42mm	202.35mm
MSL603MC-8480M SPT	80mm	129.422mm	207.35mm


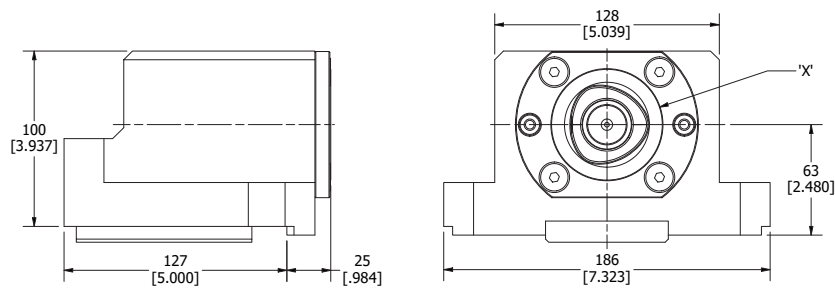


## DMG MORI MSL603MC CAPTO ID HOLDER



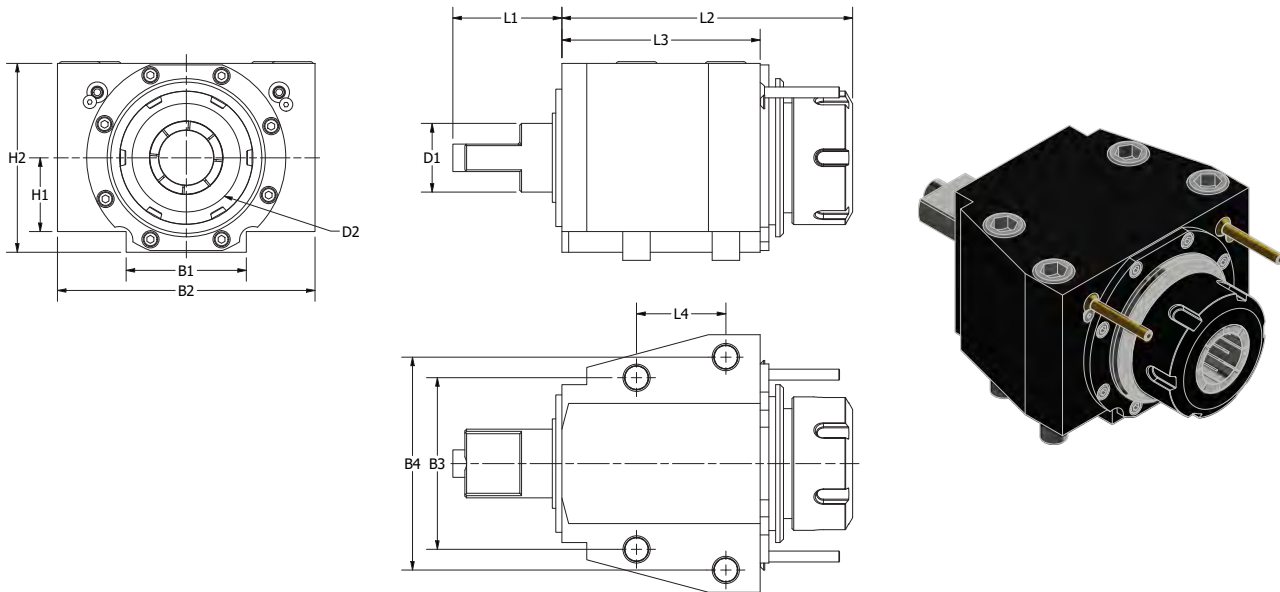
PART NUMBER	TOOL CLAMPING	DIMENSION 'X'
MSL603MC-C6ID	C6	63mm

## DMG MORI MSL603MC CAPTO OD HOLDER



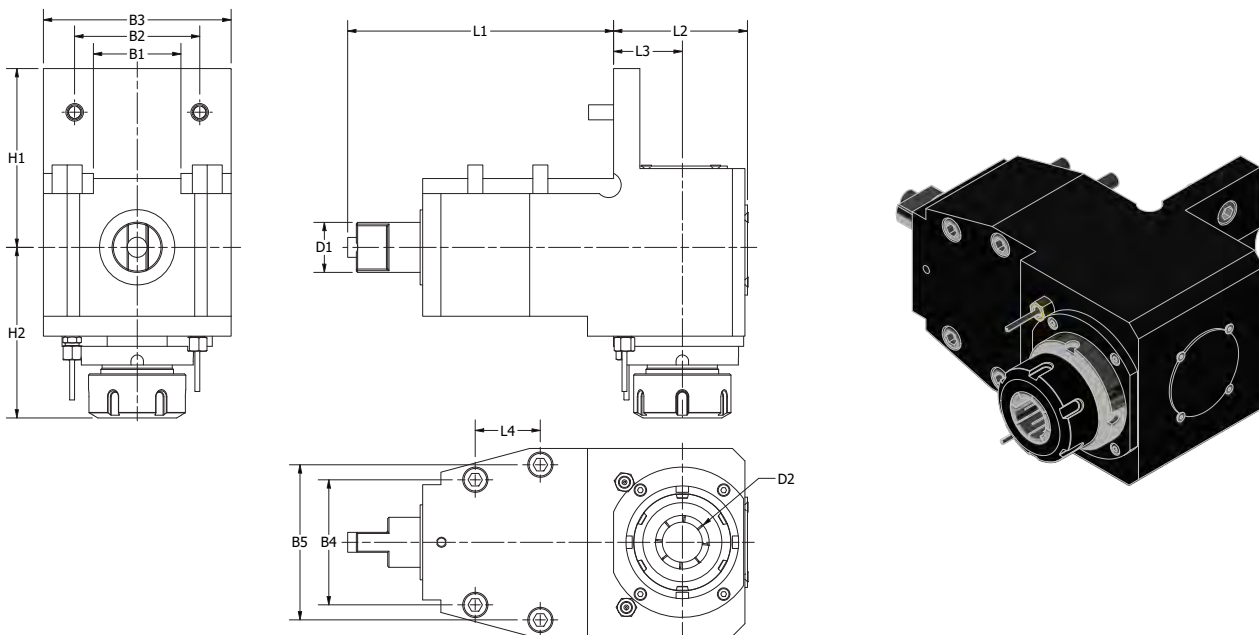
PART NUMBER	TOOL CLAMPING	DIMENSION 'X'
MSL603MC-C6OD	C6	63mm

# DMG MORI MSL603MC STRAIGHT DRILL-MILLING LIVE TOOL



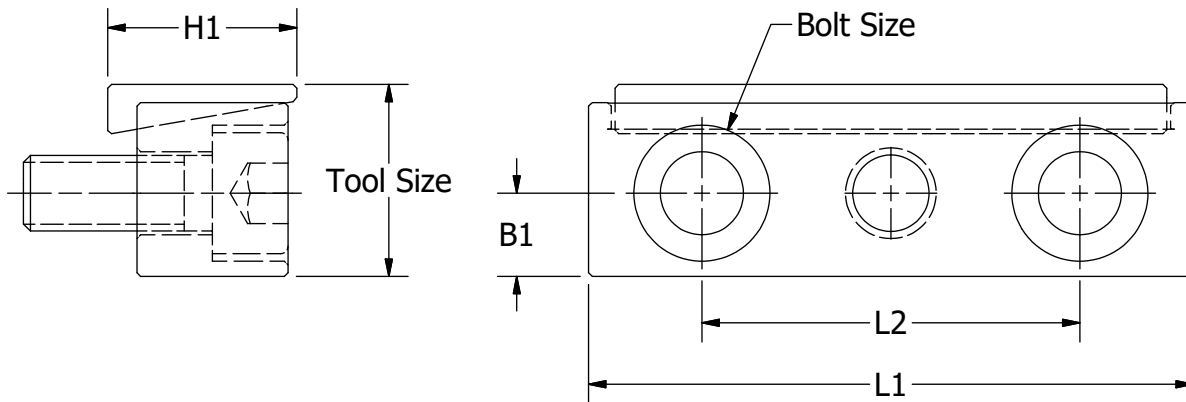
PART NUMBER	COOLANT	D1	D2	B1	B2	B3	B4	H1	H2	L1	L2	L3	L4	N2 MAX	N1:N2	KG
MSL603MC-ER50-SLT	Ext.	40	4-35 ER50	70	150	100	124	43	110	60	236	116	52	6000	1:1	14

# DMG MORI MSL603MC RIGHT ANGLE DRILL-MILLING LIVE TOOL




PART NUMBER	COOLANT	D1	D2	B1	B2	B3	B4	B5	H1	H2	L1	L2	L3	L4	N2 MAX	N1:N2	KG
MSL603MC-ER50-RA	Ext.	40	4-35 ER50	70	100	150	100	124	132	142	212.5	113	55	52	6000	1:1	37

# DMG MORI TURRET WEDGES



PART NUMBER	TOOL SIZE	L1	L2	H1	B1	BOLT SIZE
MS.75X84X44	.75"	84 mm	44 mm	19 mm	8 mm	M6 X 1
MS.75X64X36	.75"	64 mm	36 mm	19 mm	8 mm	M6 X 1
MS1.0X70X40	1"	70 mm	40 mm	25 mm	10.5 mm	M8 X 1.25
MS1.0X110X50	1"	110 mm	50 mm	25 mm	10.5 mm	M8 X 1.25
MS1.25X110X50	1.25"	110 mm	50 mm	31.75 mm	13 mm	M10 X 1.5



## VDI Holders

<b>SQT10</b> .....	pg 309
<b>SQT15</b> .....	pg 319
<b>SQT28</b> .....	pg 331
<b>MP6</b> .....	pg 339
<b>MP7</b> .....	pg 349
<b>MP50</b> .....	pg 359
<b>HQ40</b> .....	pg 365

## Bolt-On Holders

<b>NEX100</b> .....	pg 271
<b>NEX350</b> .....	pg 373
<b>NEX450</b> .....	pg 379
<b>SM250</b> .....	pg 383
<b>SM350</b> .....	pg 391
<b>SLANT50</b> .....	pg 399
<b>SLANT60</b> .....	pg 403
<b>QT30</b> .....	pg 407
<b>QT200</b> .....	pg 409
<b>QT350</b> .....	pg 413

# MAZAK VDI HOLDERS SQT10

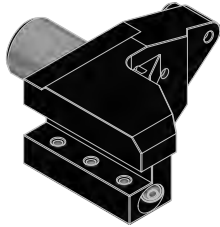
## COMPATIBLE MACHINES

Super Quick Turn (SQT) 15, 18, 200, 250 M/MY/MS/MSY (16 Station Turret)

Super Quick Turn (SQT) 100 M/MY/MS/MSY

Quick Turn Nexus (QTN) 200, 250 M/MS/MY/MSY (16 Station Turret)

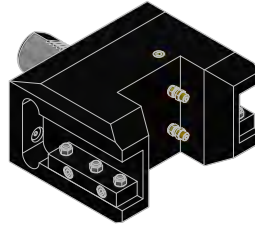
Quick Turn Nexus (QTN) 100, 150 M/MS




**FORWARD OD TURNING HOLDER** .....pg 310



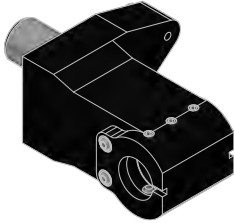
**REVERSE OD TURNING HOLDER** .....pg 310




**DOUBLE OD TURNING HOLDER** .....pg 311




**OD FACING HOLDER** .....pg 311




**BORING BAR HOLDER** .....pg 312



**MAIN+SUB SPINDLE BORING BAR HOLDER** .....pg 312



**U-DRILL HOLDER** .....pg 313



**CUT OFF BLADE HOLDER** .....pg 313




**CAPTO ID HOLDER** .....pg 314




**CAPTO OD HOLDER** .....pg 314




**STRAIGHT OFFSET DRILL-MILLING LIVE TOOL** .....pg 315




**DOUBLE OFFSET STRAIGHT DRILL-MILLING LIVE TOOL** .....pg 315




**DOUBLE Y-AXIS OFFSET STRAIGHT DRILL-MILLING LIVE TOOL** .....pg 316



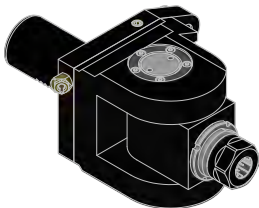
**RIGHT ANGLE DRILL-MILLING LIVE TOOL** .....pg 316



**DOUBLE RIGHT ANGLE DRILL-MILLING LIVE TOOL** .....pg 317

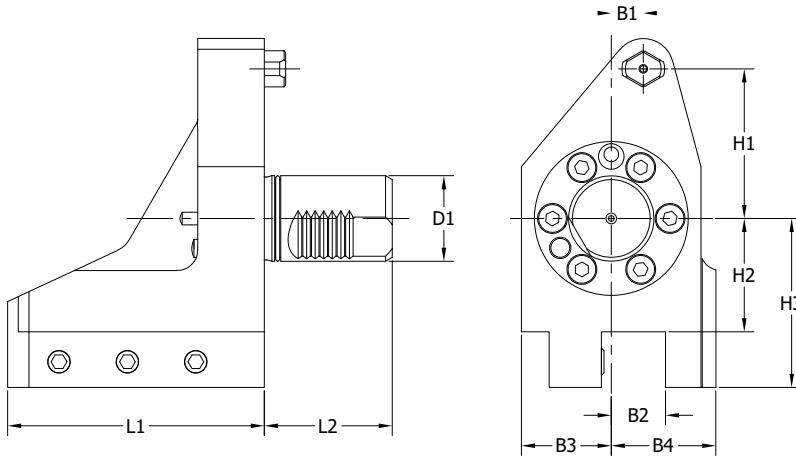


**DOUBLE (SAME DIRECTION) RIGHT ANGLE DRILL-MILLING LIVE TOOL** .....pg 317



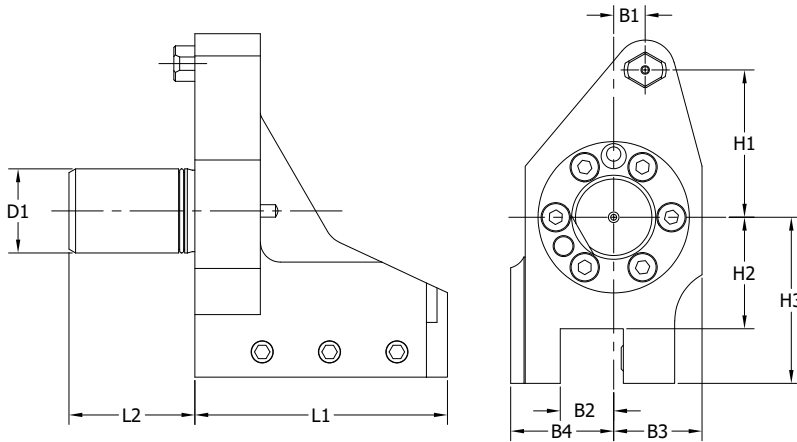
**ADJUSTABLE ANGLE LIVE TOOL** .....pg 318

# MAZAK VDI HOLDERS SQT10 FORWARD OD TURNING HOLDER



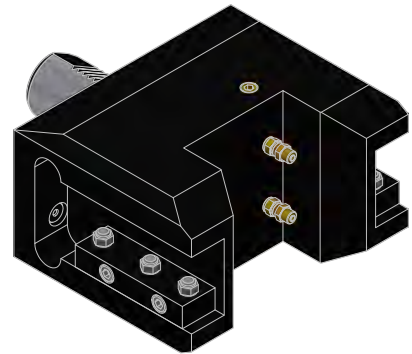
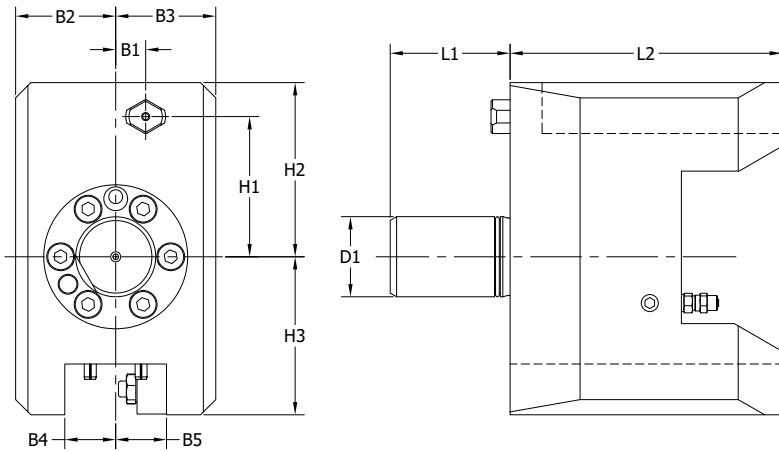
PART NUMBER	D1	B1	B2	B3	B4	L1	L2	H1	H2	H3	MAZAK NUMBER
SQT31.1020	40	15	3/4	38	41	100	60	68	45	64	53518010100
SQT31.1020M	40	15	20mm	38	41	100	60	68	45	64	53518010101

# MAZAK VDI HOLDERS SQT10 REVERSE OD TURNING HOLDER




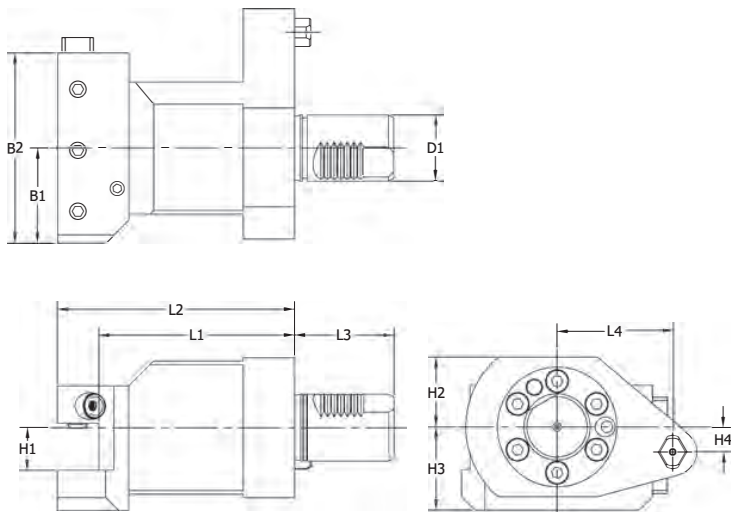
PART NUMBER	D1	B1	B2	B3	B4	L1	L2	H1	H2	H3	MAZAK NUMBER
SQT32.1020	40	15	3/4	38	41	100	60	68	45	64	53518010700
SQT32.1020M	40	15	20mm	38	41	100	60	68	45	64	53518010701

# MAZAK VDI HOLDERS SQT10 **DOUBLE OD TURNING HOLDER**




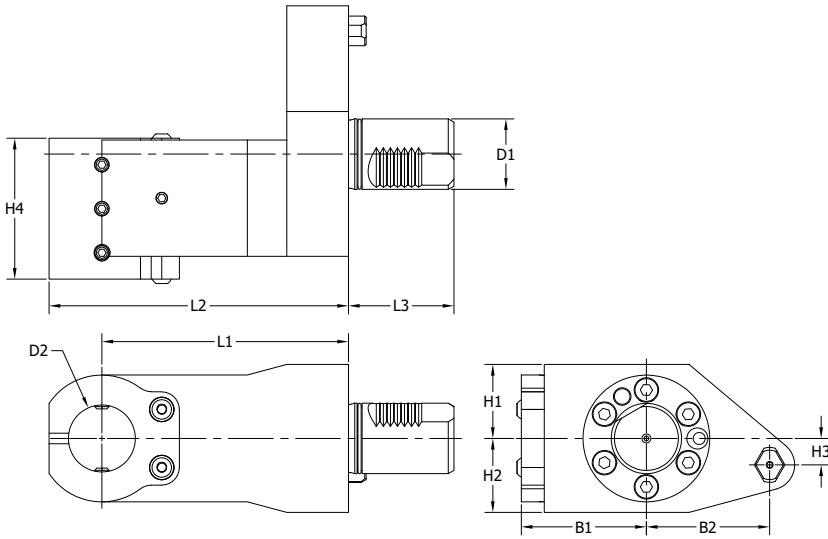
PART NUMBER	D1	B1	B2	B3	B4	B5	L1	L2	H1	H2	H3	MAZAK NUMBER
SQT41.1020	40	15	45	45	3/4	20	60	103	68	65	85	53538010100
SQT41.1020M	40	15	45	45	20mm	20	60	103	68	65	85	53538010101

# MAZAK VDI HOLDERS SQT10 **OD FACING HOLDER**



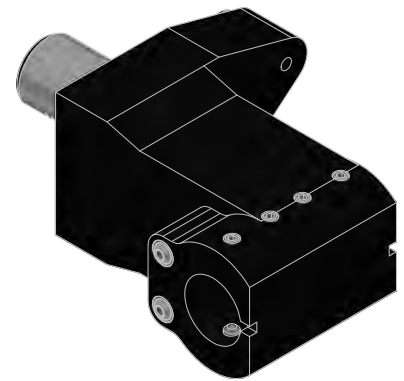
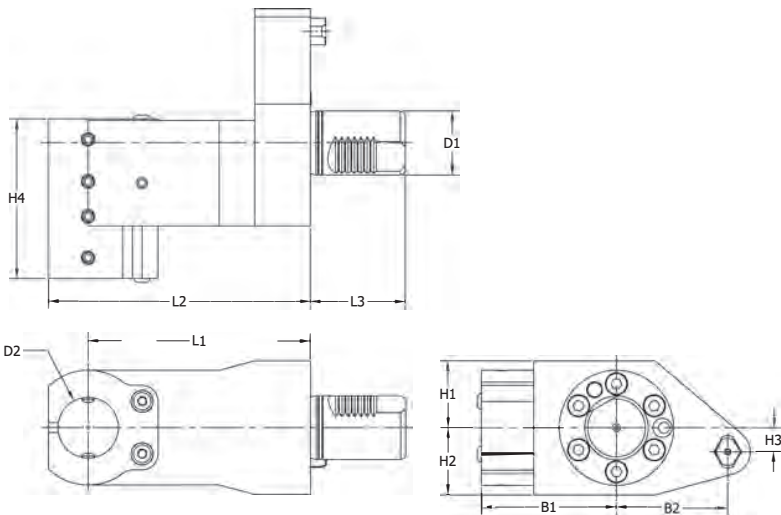
PART NUMBER	D1	B1	B2	L1	L2	L3	L4	H1	H2	H3	H4	MAZAK NUMBER
SQT21.1020	40	55	110	90	113	60	68	3/4	38	41	15	53518010300
SQT21.1020M	40	55	110	90	113	60	68	20mm	38	41	15	53518010301

# MAZAK VDI HOLDERS SQT10 BORING BAR HOLDER



PART NUMBER	D1	D2	B1	B2	L1	L2	L3	H1	H2	H3	H4	MAZAK NUMBER
SQT51.1020	40	1 1/4	56	68	110	137	60	38	38	15	55	53518010200
SQT51.1020M	40	32mm	56	68	110	137	60	38	38	15	55	53518010201

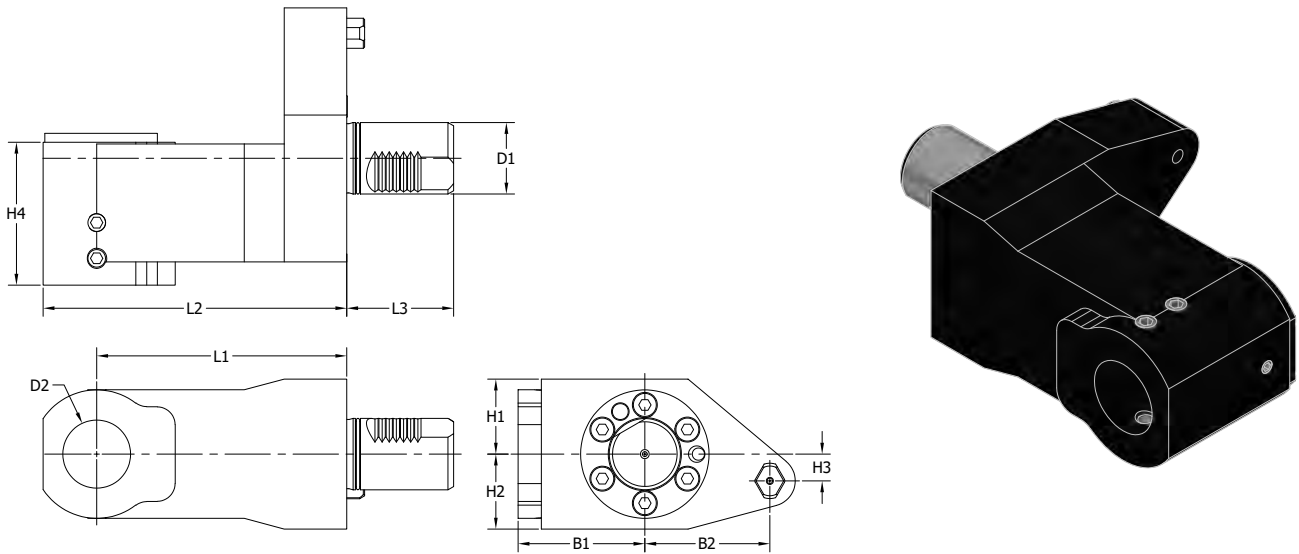
# MAZAK VDI HOLDERS SQT10 MAIN+SUB SPINDLE BORING BAR HOLDER



PART NUMBER	D1	D2	B1	B2	L1	L2	L3	H1	H2	H3	H4	MAZAK NUMBER
SQT91.1020	40	3/4	60	68	110	137	60	38	38	15	70	53538010200
SQT91.1020M	40	20mm	60	68	110	137	60	38	38	15	70	53538010201

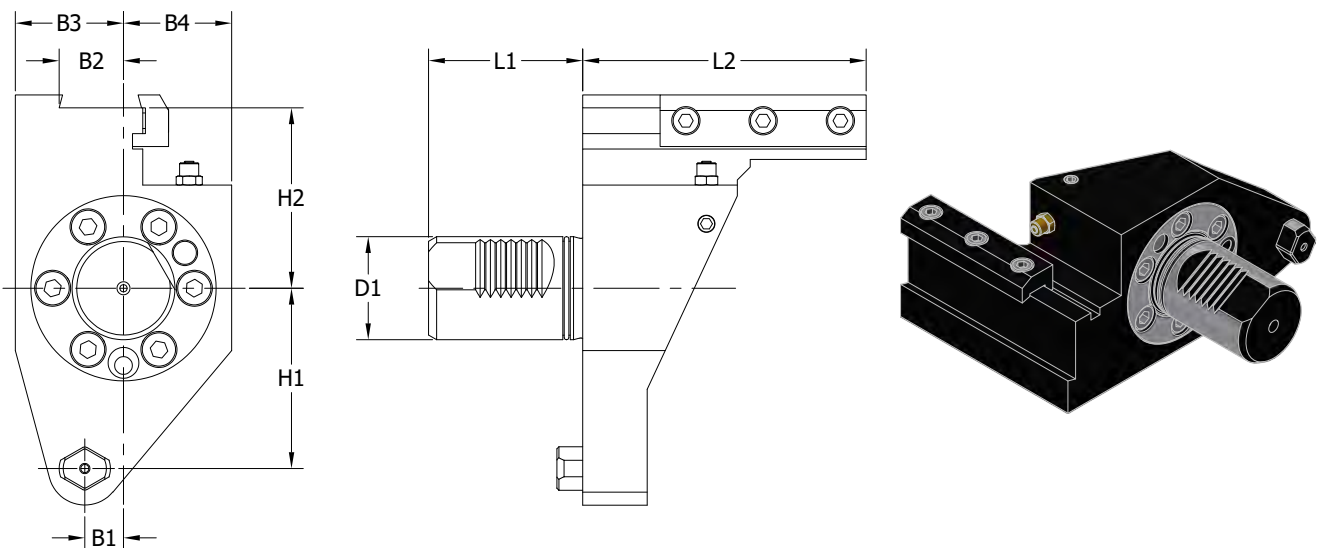


# MAZAK VDI HOLDERS SQT10 **U-DRILL HOLDER**



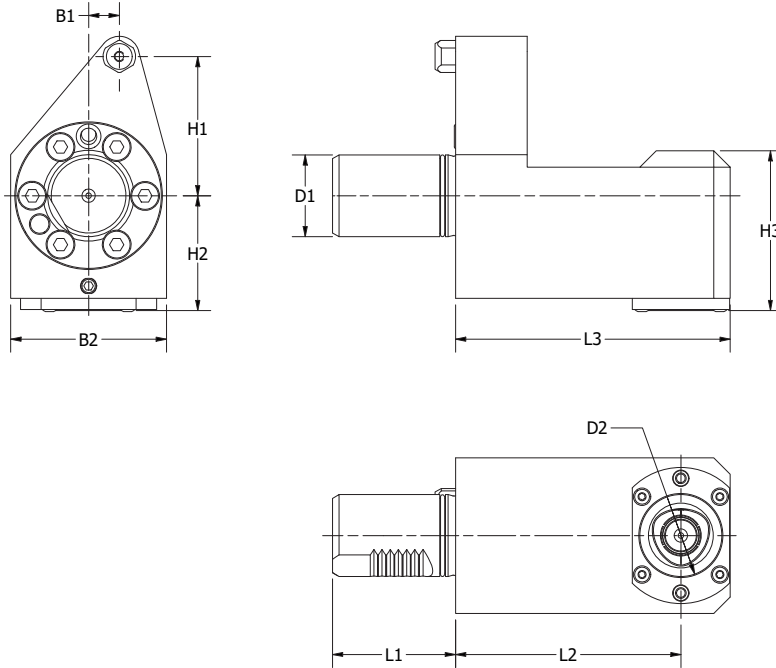
PART NUMBER	D1	D2	B1	B2	L1	L2	L3	H1	H2	H3	H4	MAZAK NUMBER
SQT53.1020	40	1 1/4	50	68	110	137	60	38	38	15	77	53518010500
SQT53.1020M	40	32mm	50	68	110	137	60	38	38	15	77	53518010501

# MAZAK VDI HOLDERS SQT10 **CUT OFF BLADE HOLDER**



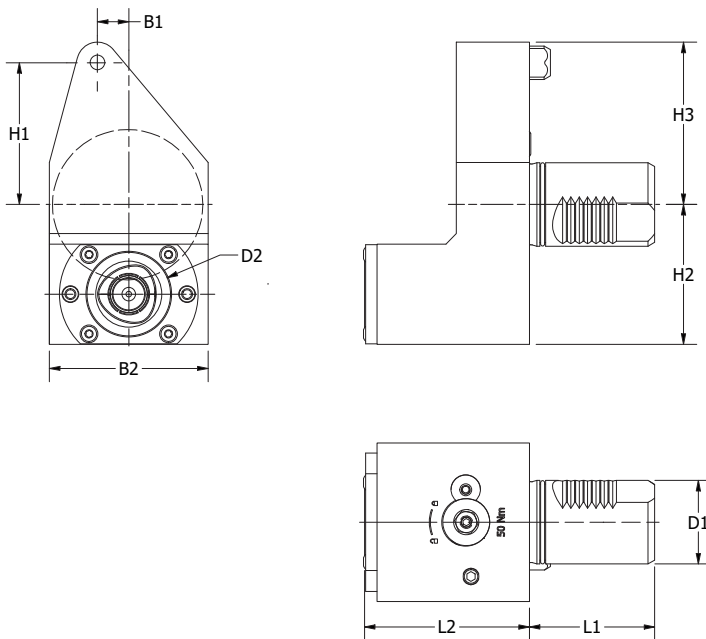
PART NUMBER	D1	B1	B2	B3	B4	L1	L2	H1	H2	MAZAK NUMBER
SQT45.1020	40	15	3/4	38	38	60	92	68	62	53518000400
SQT45.1020M	40	15	21mm	38	38	60	92	68	62	53518000401

# MAZAK VDI HOLDERS SQT10 CAPTO ID HOLDER



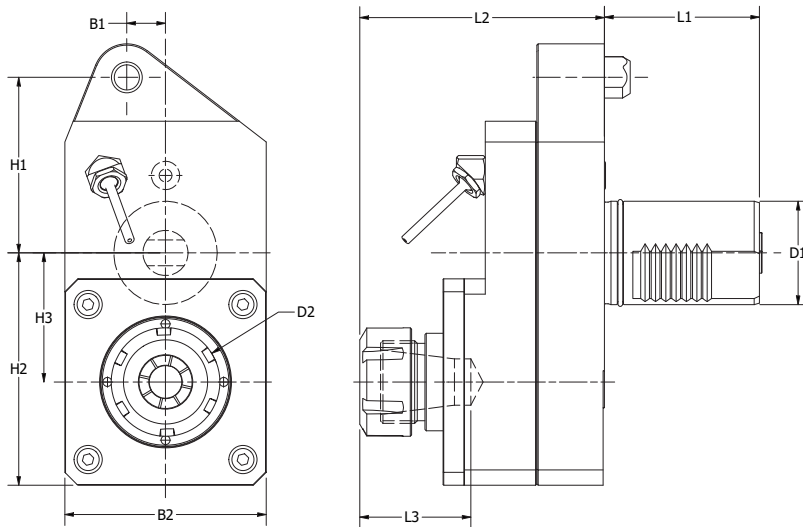
PART NUMBER	D1	D2 (TOOL CLAMPING)	B1	B2	L1	L2	L3	H1	H2	H3
SQT10.C4ID	40	C4	15	76	60	110	134	68	56	78

# MAZAK VDI HOLDERS SQT10 CAPTO OD HOLDER




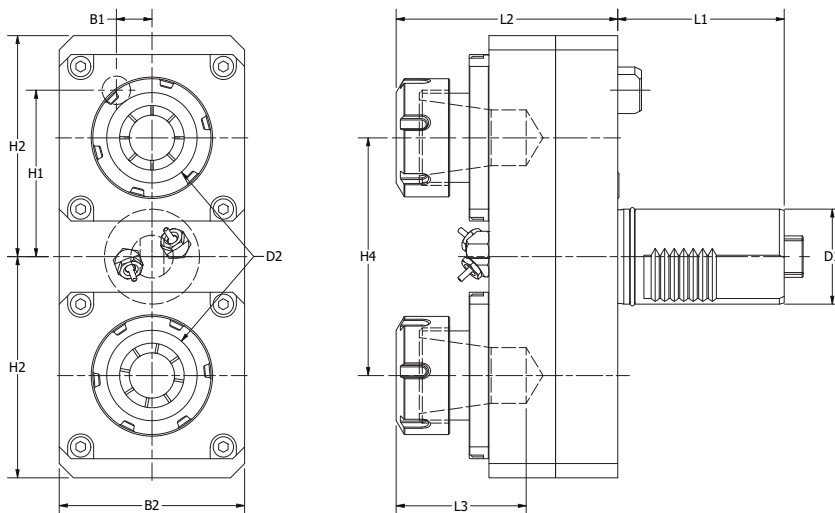
PART NUMBER	D1	D2 (TOOL CLAMPING)	B1	B2	L1	L2	H1	H2	H3
SQT10.C4OD	40	C4	15	76	60	79	68	67	78

# MAZAK VDI HOLDERS SQT10 STRAIGHT OFFSET DRILL-MILLING LIVE TOOL




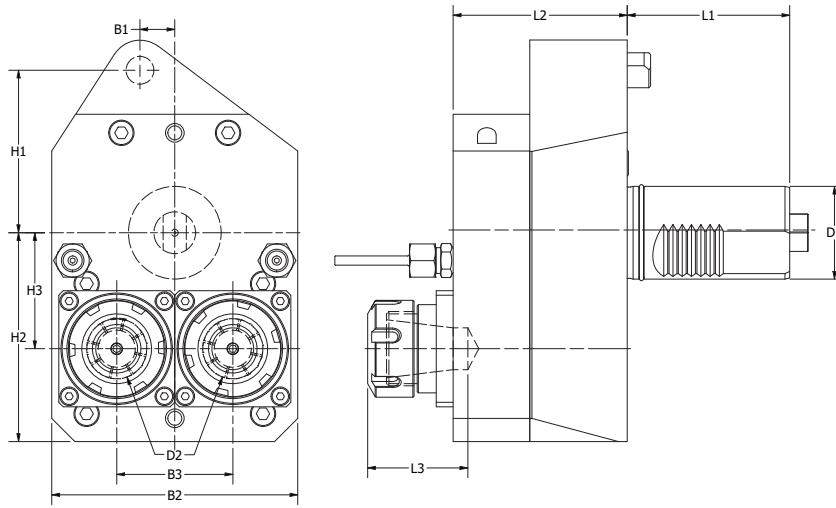
PART NUMBER	COOLANT	D1	D2	H1	H2	H3	B1	B2	L1	L2	L3	N2 MAX	N1:N2	NM	KG
SQT10S-ER25-SLT-OS	Ext.	40	3-16 ER25	68	90	50	15	78	60	86	46	9000	1:1.5	50	5.3
SQT10S-ER32-SLT-OS	Ext.	40	4-20 ER32	68	90	50	15	78	60	86	54	9000	1:1.5	50	5.3
SQT10S-ER25-SLT-OS INT	Int. 50 Bar	40	3-16 ER25	68	90	50	15	78	60	86	46	9000	1:1.5	50	5.3
SQT10S-ER32-SLT-OS INT	Int. 50 Bar	40	4-20 ER32	68	90	50	15	78	60	86	54	9000	1:1.5	50	5.3
SQT10-ER25-SLT-OS	Ext.	40	3-16 ER25	68	90	50	15	78	60	87	46	6000	1:1	50	5.3
SQT10-ER32-SLT-OS	Ext.	40	4-20 ER32	68	90	50	15	78	60	89	54	6000	1:1	50	5.3
SQT10-ER25-SLT-OS INT	Int. 50 Bar	40	3-16 ER25	68	90	50	15	78	60	87	46	6000	1:1	50	5.3
SQT10-ER32-SLT-OS INT	Int. 50 Bar	40	4-20 ER32	68	90	50	15	78	60	89	54	6000	1:1	50	5.3

# MAZAK VDI HOLDERS SQT10 DOUBLE OFFSET STRAIGHT DRILL-MILLING LIVE TOOL




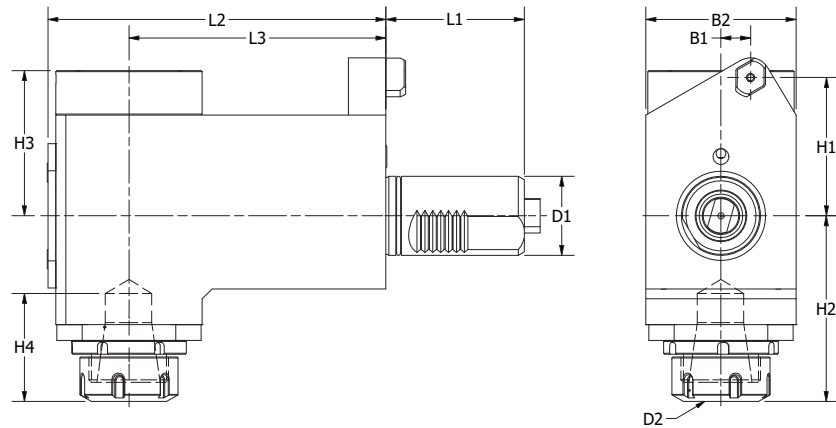
PART NUMBER	COOLANT	D1	D2	H1	H2	H3	H4	B1	B2	L1	L2	L3	N2 MAX	N1:N2	NM	KG
SQT10-ER25-SLT2	Ext.	40	3-16 ER25	68	93	93	100	15	78	60	97	46	6000	1:1	50	7.0
SQT10-ER32-SLT2	Ext.	40	4-20 ER32	68	93	93	100	15	78	60	97	54	6000	1:1	50	7.0

# MAZAK VDI HOLDERS SQT10 **DOUBLE Y-AXIS OFFSET STRAIGHT DRILL-MILLING LIVE TOOL**



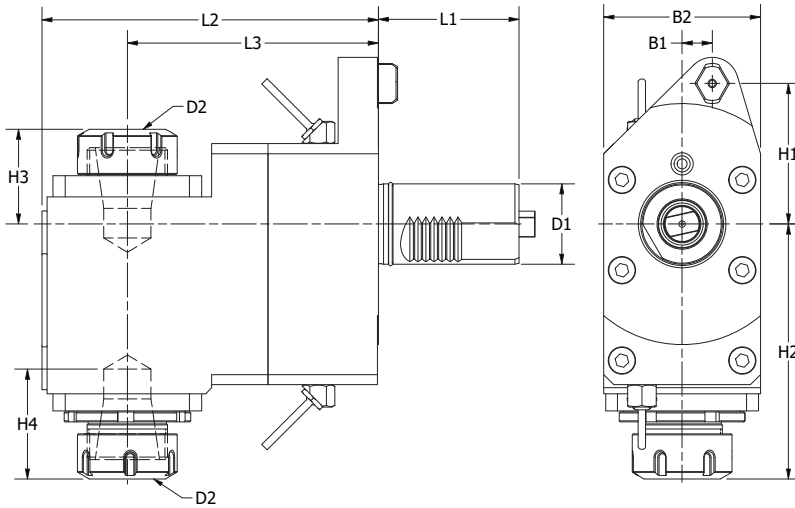
PART NUMBER	COOLANT	D1	D2	H1	H2	H3	B1	B2	B3	L1	L2	L3	N2 MAX	N1:N2	NM	KG
SQT10S-ER25-SLT2-OS	Ext.	40	3-16 ER25	68	90	50	15	106	50	60	75	46	9000	1:1	50	9.5

# MAZAK VDI HOLDERS SQT10 **RIGHT ANGLE DRILL-MILLING LIVE TOOL**



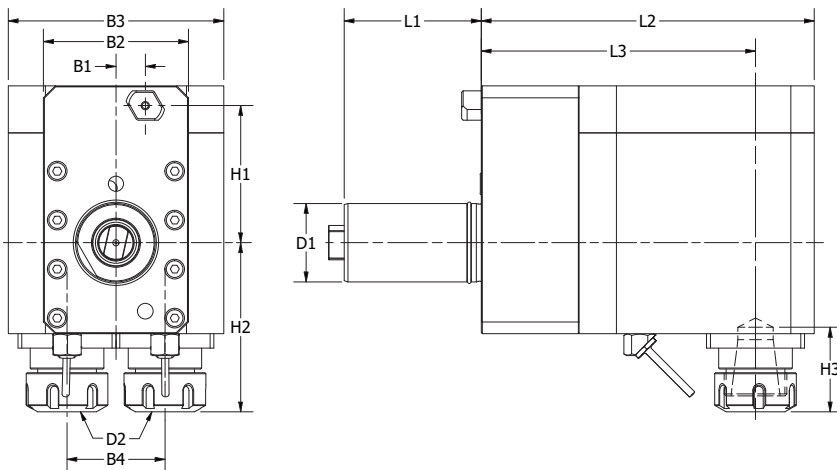
PART NUMBER	COOLANT	D1	D2	H1	H2	H3	H4	B1	B2	L1	L2	L3	N2 MAX	N1:N2	NM	KG
SQT10-ER25-RA	Ext.	40	3-16 ER25	68	95	60	46	15	76	60	135	100	6000	1:1	50	8.3
SQT10-ER25-RA INT	Int. 50 Bar	40	3-16 ER25	68	95	60	46	15	76	60	135	100	6000	1:1	50	8.3
SQT10-ER32-RA	Ext.	40	4-20 ER32	68	95	60	54	15	76	60	135	100	6000	1:1	50	8.3
SQT10-ER32-RA INT	Int. 50 Bar	40	4-20 ER32	68	95	60	54	15	76	60	135	100	6000	1:1	50	8.3

# MAZAK VDI HOLDERS SQT10 **DOUBLE RIGHT ANGLE DRILL-MILLING LIVE TOOL**



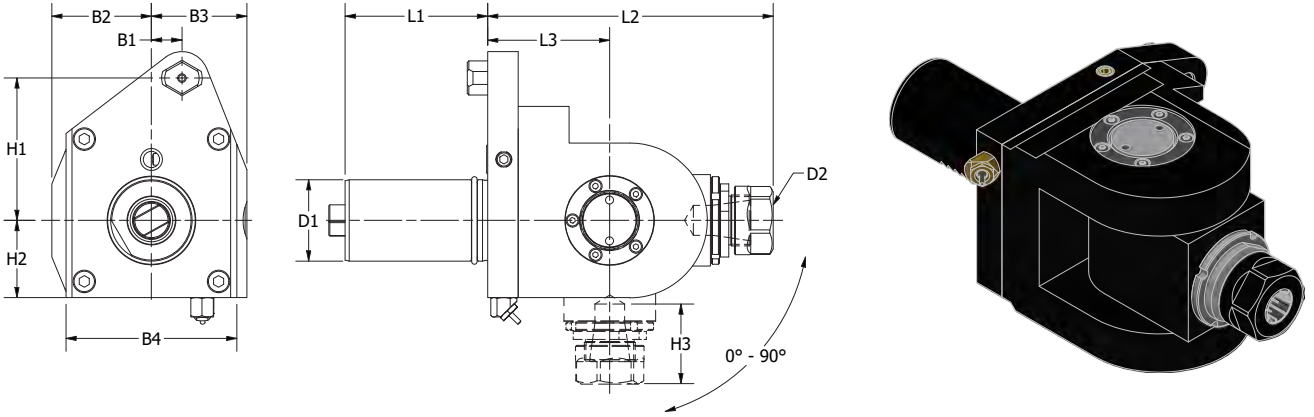
PART NUMBER	COOLANT	D1	D2	H1	H2	H3	H4	B1	B2	L1	L2	L3	N2 MAX	N1:N2	NM	KG
SQT10-ER25-RA2-OS	Ext.	40	3-16 ER25	68	128	47.5	46	15	78	60	135	100	6000	1:1	50	11.2

# MAZAK VDI HOLDERS SQT10 **DOUBLE (SAME DIRECTION) RIGHT ANGLE DRILL-MILLING LIVE TOOL**



PART NUMBER	COOLANT	D1	D2	H1	H2	H3	B1	B2	B3	B4	L1	L2	L3	N2 MAX	N1:N2	NM	KG
SQT10S-ER25-RA2	Ext.	40	3-16 ER25	68	95	46	15	74	110	50	60	140	110	9000	1:1.54	50	14.5

# MAZAK VDI HOLDERS SQT10 **ADJUSTABLE ANGLE** **LIVE TOOL**



PART NUMBER	COOLANT	D1	D2	H1	H2	H3	B1	B2	B3	B4	L1	L2	L3	N2 MAX	N1:N2	NM	KG
SQT10-ER25-ADJ90	Ext.	40	1-16 ER25	60	49	47	15	60	59	98	70	140	55	6000	1:1	25	6.9

# MAZAK VDI HOLDERS SQT15

## COMPATIBLE MACHINES

Super Quick Turn (SQT) 15, 18, 200, 250 M/MY/MS/MSY (12 Station Turret)

Quick Turn Nexus (QTN) 200, 250 M/MS/MY/MSY (12 Station Turret)

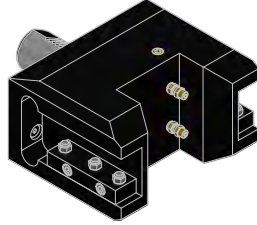
Super Quadrex 200, 250 M



**FORWARD OD TURNING HOLDER** .....pg 320



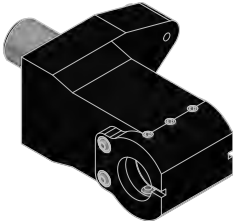
**REVERSE OD TURNING HOLDER** .....pg 320




**DOUBLE OD TURNING HOLDER** .....pg 321




**OD FACING HOLDER** .....pg 321




**BORING BAR HOLDER** .....pg 322



**MAIN+SUB SPINDLE BORING BAR HOLDER** .....pg 322



**U-DRILL HOLDER** .....pg 323




**CUT OFF BLADE HOLDER** .....pg 323




**CAPTO ID HOLDER** .....pg 324



**CAPTO OD HOLDER** .....pg 324




**CAPTO DOUBLE OD HOLDER** .....pg 325




**CAPTO DOUBLE OD HOLDER (Y-AXIS)** .....pg 325




**STRAIGHT OFFSET DRILL-MILLING LIVE TOOL** .....pg 326




**DOUBLE OFFSET STRAIGHT DRILL-MILLING LIVE TOOL** .....pg 326




**DOUBLE Y-AXIS OFFSET STRAIGHT DRILL-MILLING LIVE TOOL** .....pg 327



**RIGHT ANGLE DRILL-MILLING LIVE TOOL** .....pg 327



**DOUBLE RIGHT ANGLE DRILL-MILLING LIVE TOOL** .....pg 328

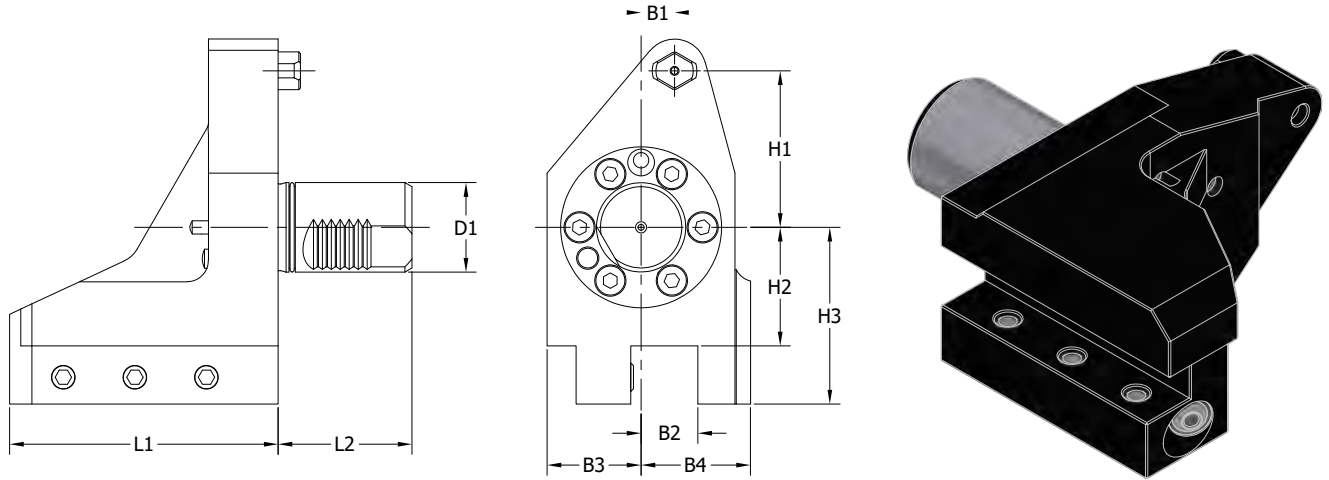


**DOUBLE (SAME DIRECTION) RIGHT ANGLE DRILL-MILLING LIVE TOOL** .....pg 328



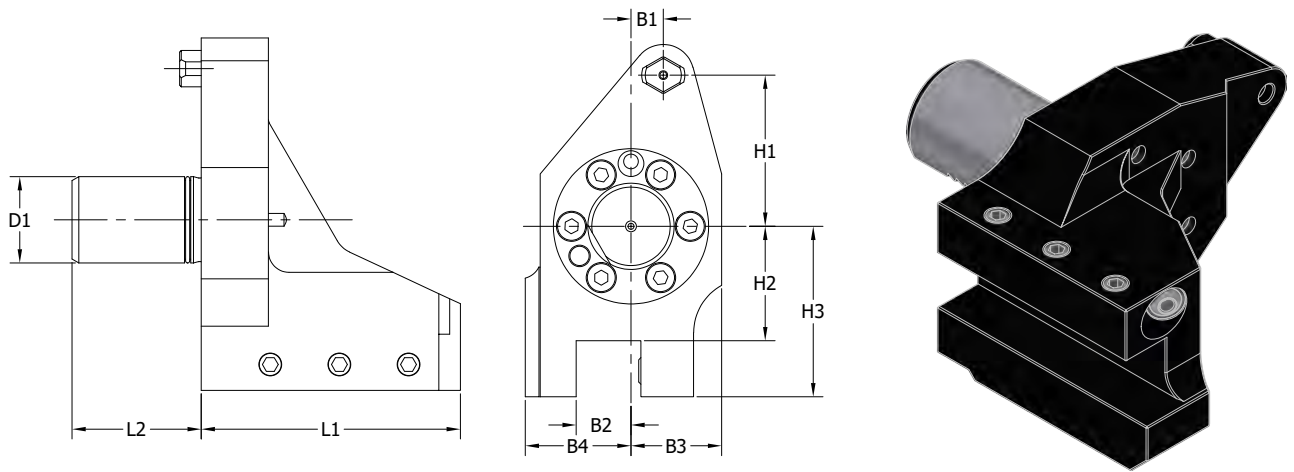
**ADJUSTABLE ANGLE LIVE TOOL** .....pg 329

# MAZAK VDI HOLDERS SQT15 FORWARD OD TURNING HOLDER



PART NUMBER	D1	B1	B2	B3	B4	L1	L2	H1	H2	H3	MAZAK NUMBER
SQT31.1525	40	15	1.000	42	50	120	60	70	53	78	53618010100
SQT31.1525M	40	15	25mm	42	50	120	60	70	53	78	53618000100

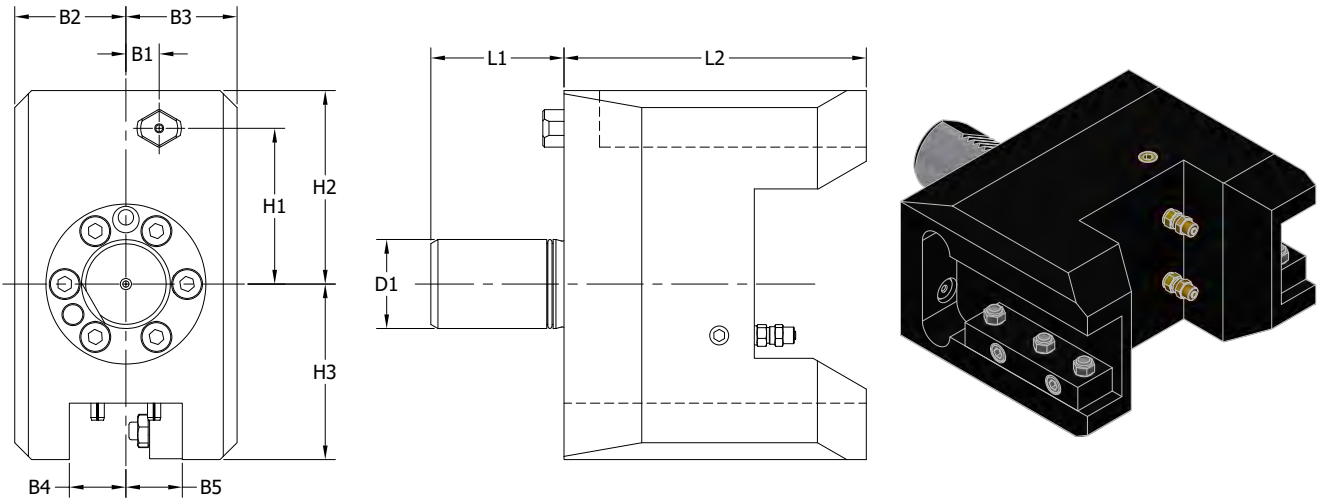
# MAZAK VDI HOLDERS SQT15 REVERSE OD TURNING HOLDER



PART NUMBER	D1	B1	B2	B3	B4	L1	L2	H1	H2	H3	MAZAK NUMBER
SQT32.1525	40	15	1.000	42	50	120	60	70	53	79	53618010600
SQT32.1525M	40	15	25mm	42	50	120	60	70	53	79	53618000600

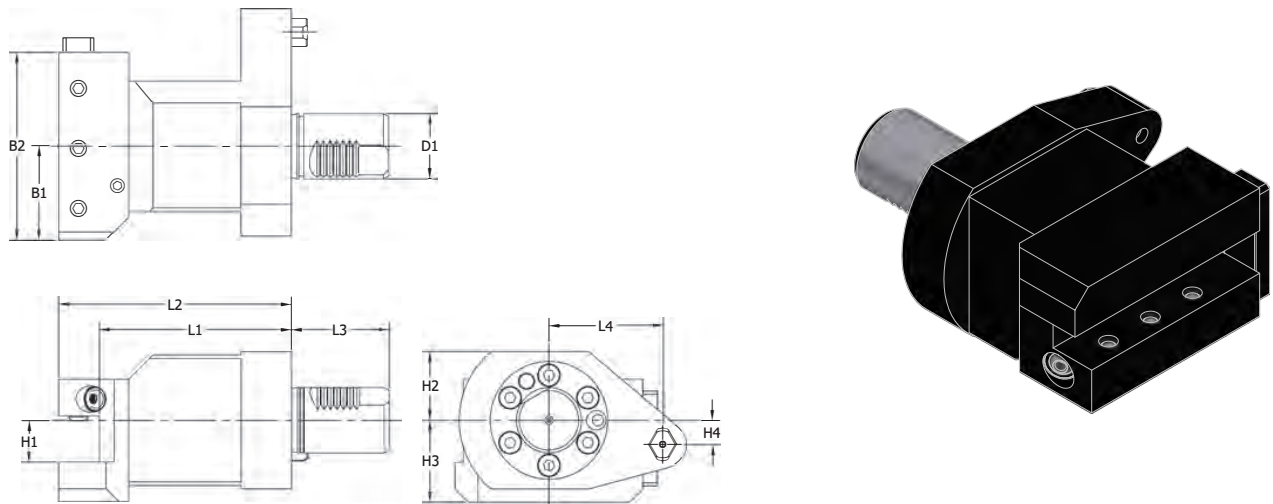


# MAZAK VDI HOLDERS SQT15 **DOUBLE OD** **TURNING HOLDER**



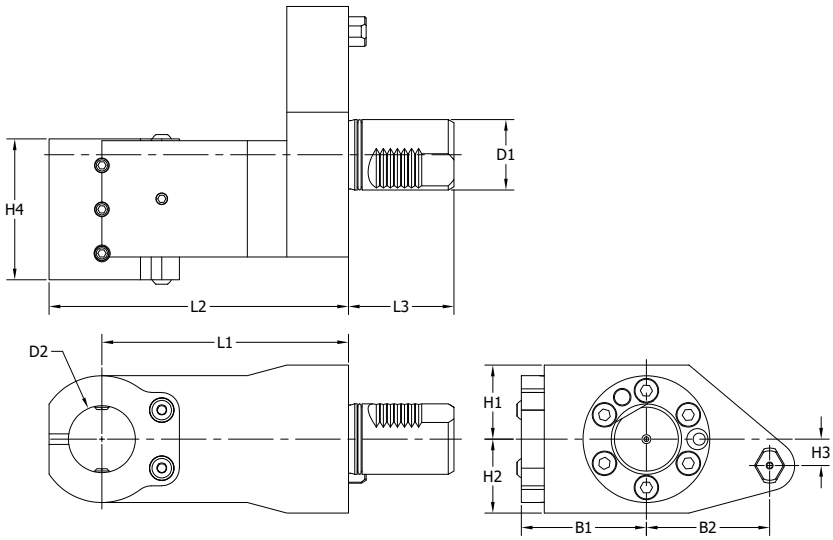
PART NUMBER	D1	B1	B2	B3	B4	B5	L1	L2	H1	H2	H3	MAZAK NUMBER
SQT41.1525	40	15	50	50	1.000	25	60	136	70	88	78	53638010300
SQT41.1525M	40	15	50	50	25mm	25	60	136	70	88	78	53638000300

# MAZAK VDI HOLDERS SQT15 **OD FACING** HOLDER




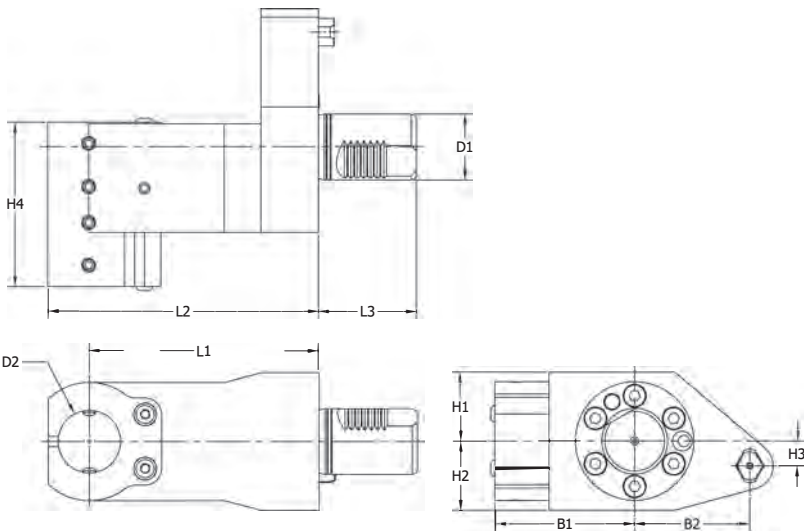
PART NUMBER	D1	B1	B2	L1	L2	L3	L4	H1	H2	H3	H4	MAZAK NUMBER
SQT21.1525	40	57.5	115	118	143	60	70	1.000	42	50	15	53618010300
SQT21.1525M	40	57.5	115	118	143	60	70	25mm	42	50	15	53618000300

# MAZAK VDI HOLDERS SQT15 BORING BAR HOLDER



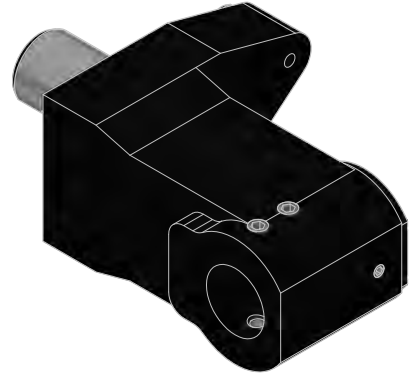
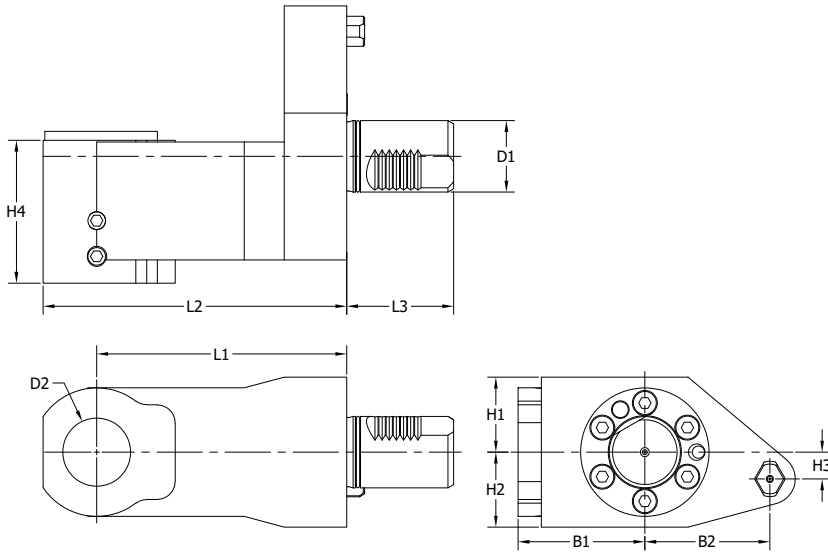
PART NUMBER	D1	B1	B2	L1	L2	L3	L4	H1	H2	H3	H4	MAZAK NUMBER
SQT51.1525	40	1 1/2	71	70	140	170	60	42	42	15	80	53208015100
SQT51.1525M	40	40mm	71	70	140	170	60	42	42	15	80	53208005100

# MAZAK VDI HOLDERS SQT15 MAIN+SUB SPINDLE BORING BAR HOLDER



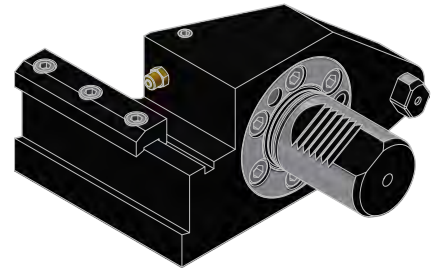
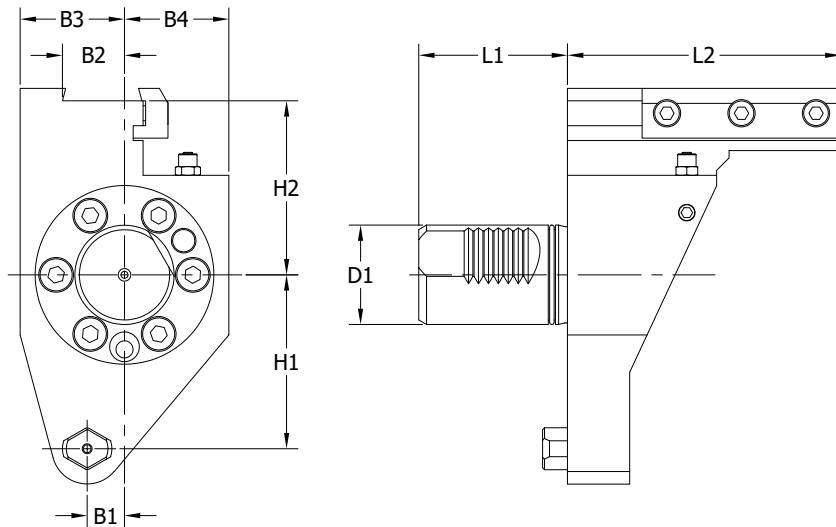
PART NUMBER	D1	D2	B1	B2	L1	L2	L3	H1	H2	H3	H4	MAZAK NUMBER
SQT91.1525	40	1.000	85	70	140	165	60	42	42	15	100	53638010400
SQT91.1525M	40	25mm	85	70	140	165	60	42	42	15	100	53638000400

# MAZAK VDI HOLDERS SQT15 U-DRILL HOLDER



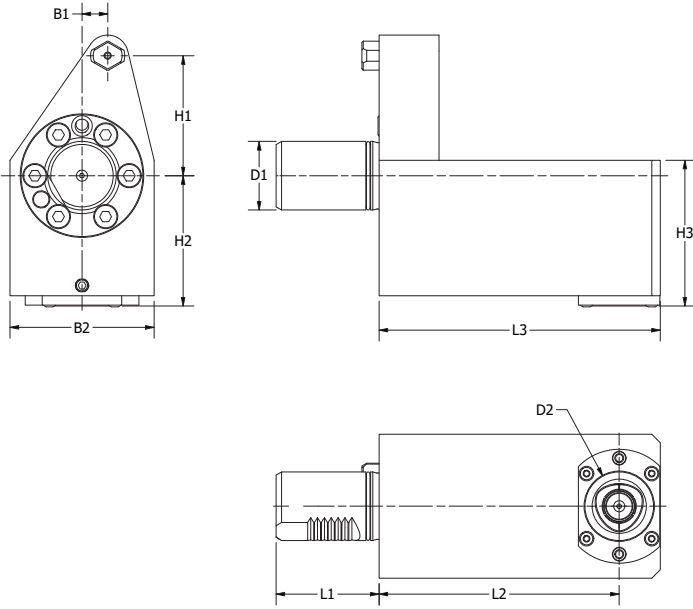
PART NUMBER	D1	B1	B2	B3	B4	B5	L1	L2	H1	H2	H3	MAZAK NUMBER
SQT53.1525	40	1 1/2	71	70	140	170	60	42	42	15	80	53208015200
SQT53.1525M	40	40mm	71	70	140	170	60	42	42	15	80	53208005200

# MAZAK VDI HOLDERS SQT15 CUT OFF BLADE HOLDER



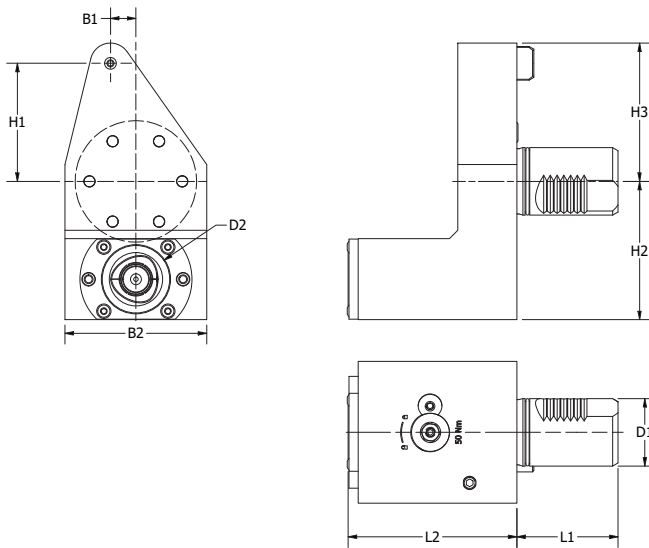
PART NUMBER	D1	B1	B2	B3	B4	L1	L2	H1	H2	MAZAK NUMBER
SQT45.1525	40	15	1.000	42	42	60	110	70	70	53618010400
SQT45.1525M	40	15	25mm	42	42	60	110	70	70	53618000400

# MAZAK VDI HOLDERS SQT15 CAPTO ID HOLDER




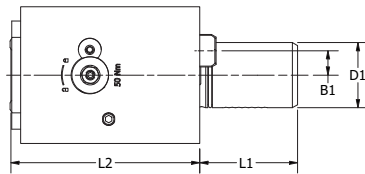
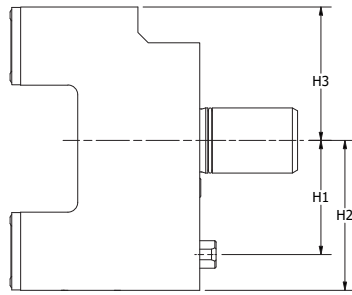
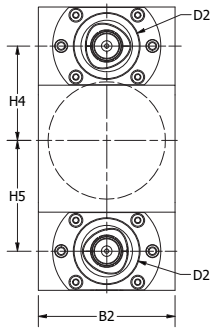
PART NUMBER	D1	D2 (TOOL CLAMPING)	B1	B2	L1	L2	L3	H1	H2	H3
SQT15.C4ID	40	C4	15	84	60	140	164	70	76	85
SQT15.C5ID	40	C5	15	84	60	140	172	70	75	90

# MAZAK VDI HOLDERS SQT15 CAPTO OD HOLDER



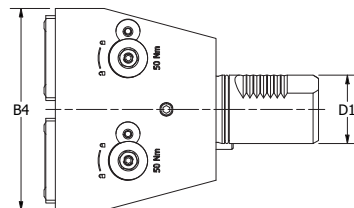
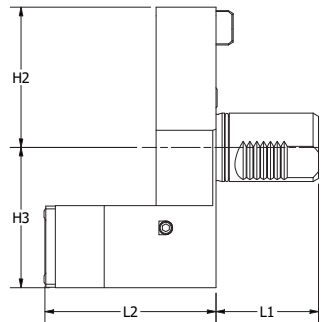
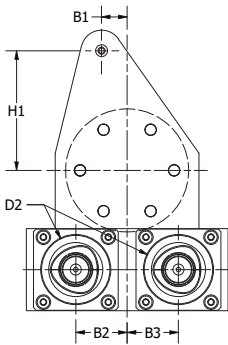
PART NUMBER	D1	D2 (TOOL CLAMPING)	B1	B2	L1	L2	H1	H2	H3
SQT15.C4OD	40	C4	15	84	60	100	70	82	82
SQT15.C5OD	40	C5	15	84	60	90	70	82	82

# MAZAK VDI HOLDERS SQT15 CAPTO DOUBLE OD HOLDER



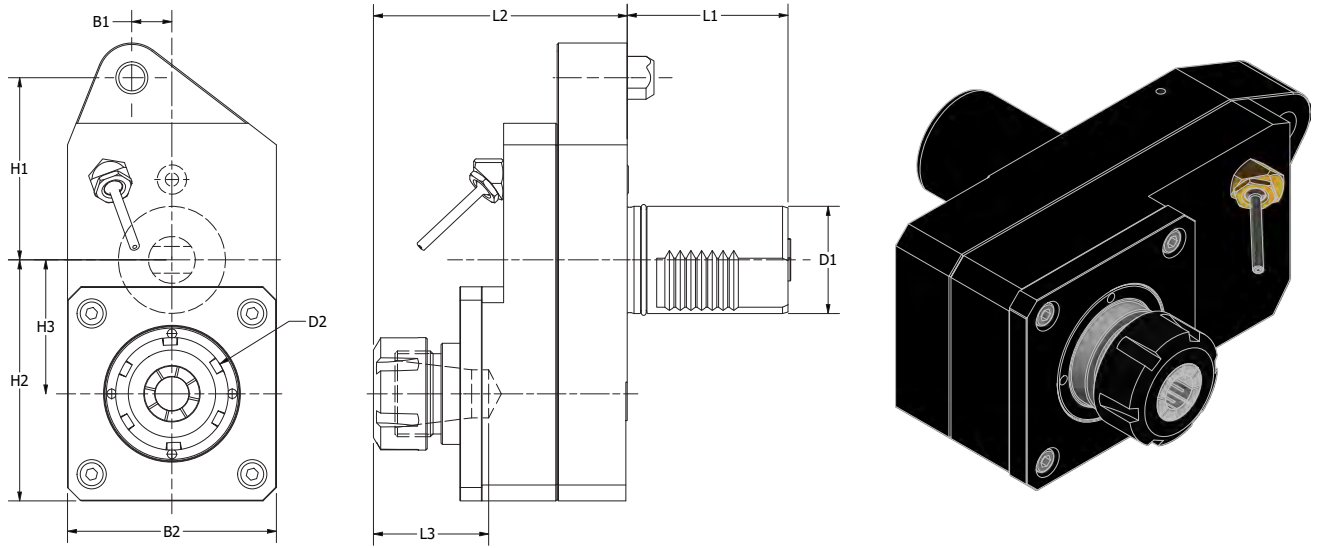
PART NUMBER	D1	D2 (TOOL CLAMPING)	B1	B2	L1	L2	H1	H2	H3	H4	H5
SQT15.C4OD DBL	40	C4	15	84	60	116	70	92	82	58	68

# MAZAK VDI HOLDERS SQT15 CAPTO DOUBLE OD HOLDER (Y-AXIS)



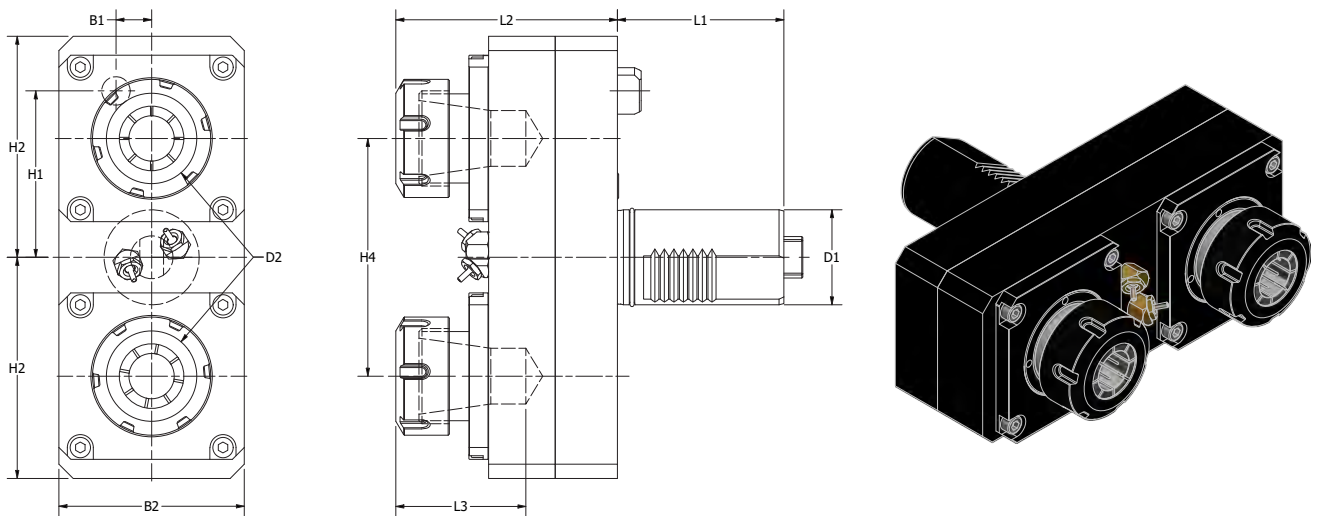
PART NUMBER	D1	D2 (TOOL CLAMPING)	B1	B2	B3	B4	L1	L2	H1	H2	H3
SQT15.C4OD DBL-Y	40	C4	15	30	30	118	60	100	70	82	82

# MAZAK VDI HOLDERS SQT15 STRAIGHT OFFSET DRILL-MILLING LIVE TOOL



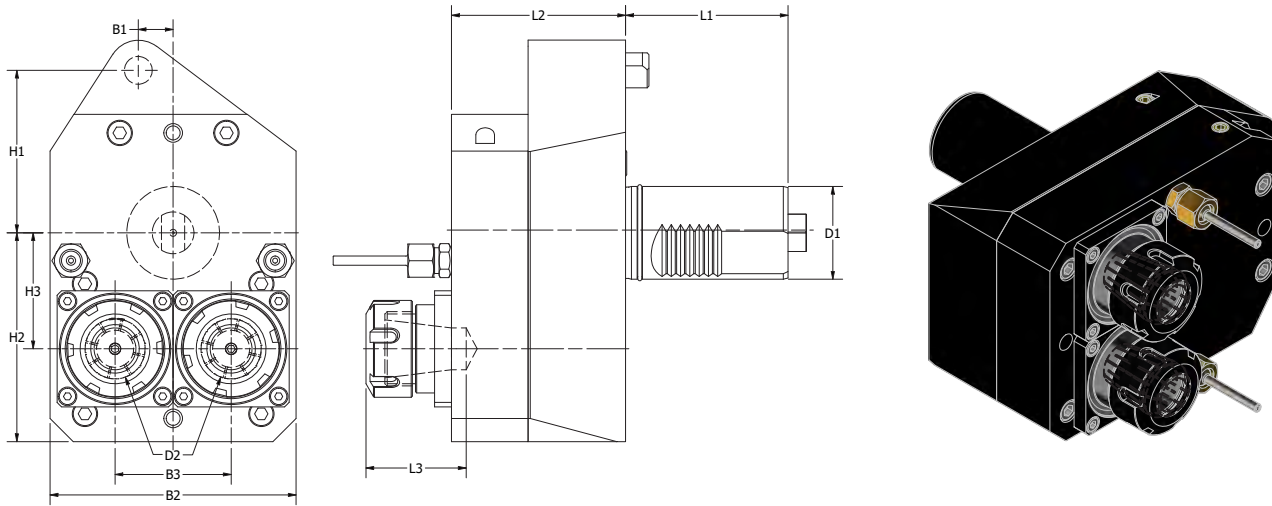
PART NUMBER	COOLANT	D1	D2	H1	H2	H3	B1	B2	L1	L2	L3	N2 MAX	N1:N2	NM	KG
SQT15-ER32-SLT-OS	Ext.	40	4-20 ER32	70	89	50	15	78	70	89	54	6000	1:1	50	5.3
SQT15S-ER32-SLT-OS	Ext.	40	4-20 ER32	70	89	50	15	78	70	89	54	9000	1:1.5	50	5.3
SQT15-ER32-SLT-OS INT	Int. 50 Bar	40	4-20 ER32	70	89	50	15	78	70	89	54	6000	1:1	50	5.3
SQT15S-ER32-SLT-OS INT	Int. 50 Bar	40	4-20 ER32	70	89	50	15	78	70	89	54	9000	1:1.5	50	5.3

# MAZAK VDI HOLDERS SQT15 DOUBLE OFFSET STRAIGHT DRILL-MILLING LIVE TOOL



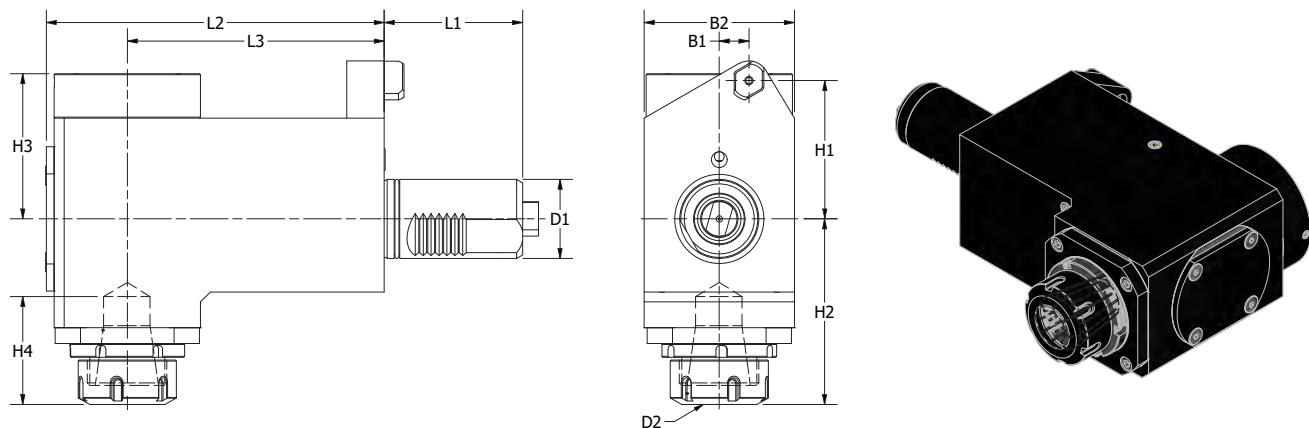
PART NUMBER	COOLANT	D1	D2	H1	H2	H3	H4	B1	B2	L1	L2	L3	N2 MAX	N1:N2	NM	KG
SQT15-ER25-SLT2	Ext.	40	3-16 ER25	70	93	93	100	15	78	70	97	46	6000	1:1	50	7.1
SQT15-ER32-SLT2	Ext.	40	4-20 ER32	70	93	93	100	15	78	70	97	54	6000	1:1	50	7.1

# MAZAK VDI HOLDERS SQT15 **DOUBLE Y-AXIS OFFSET STRAIGHT DRILL-MILLING LIVE TOOL**



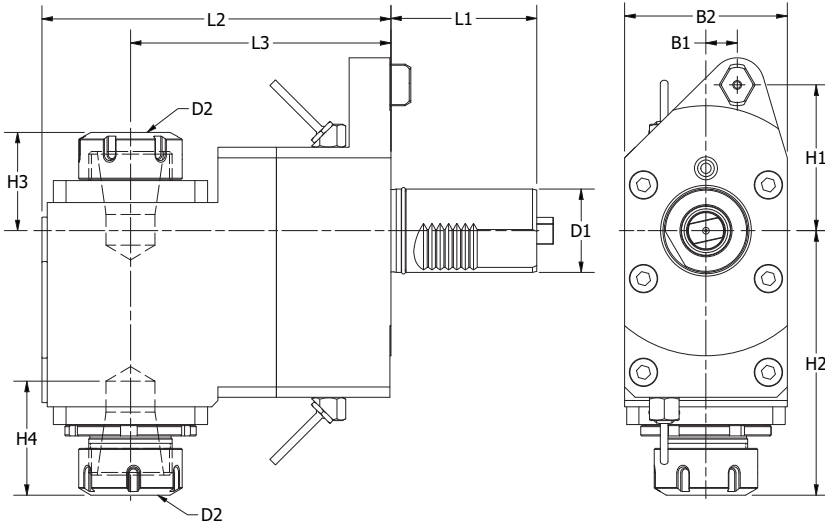
PART NUMBER	COOLANT	D1	D2	H1	H2	H3	B1	B2	B3	L1	L2	L3	N2 MAX	N1:N2	NM	KG
SQT15S-ER25-SLT2-OS	Ext.	40	3-16 ER25	70	90	50	15	106	50	70	75	46	9000	1:1	50	9.6

# MAZAK VDI HOLDERS SQT15 **RIGHT ANGLE DRILL-MILLING LIVE TOOL**



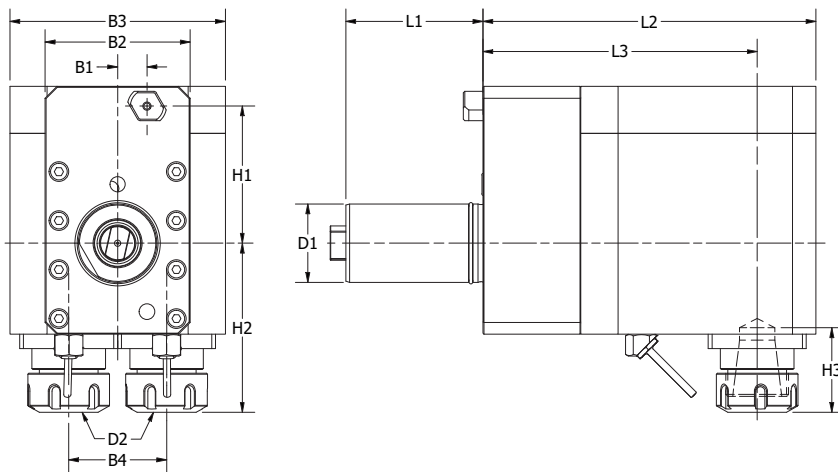
PART NUMBER	COOLANT	D1	D2	H1	H2	H3	H4	B1	B2	L1	L2	L3	N2 MAX	N1:N2	NM	KG
SQT15-ER32-RA	Ext.	40	4-20 ER32	70	98	60	54	15	76	70	171	130	6000	1:1	50	9.8
SQT15-ER32-RA INT	Int. 50 Bar	40	4-20 ER32	70	98	60	54	15	76	70	171	130	6000	1:1	50	9.8

# MAZAK VDI HOLDERS SQT15 **DOUBLE RIGHT ANGLE DRILL-MILLING LIVE TOOL**



PART NUMBER	COOLANT	D1	D2	H1	H2	H3	H4	B1	B2	L1	L2	L3	N2 MAX	N1:N2	NM	KG
SQT15-ER32-RA2-OS	Ext.	40	4-20 ER32	70	128	47.5	54	15	78	70	168	125	6000	1:1	50	11.3

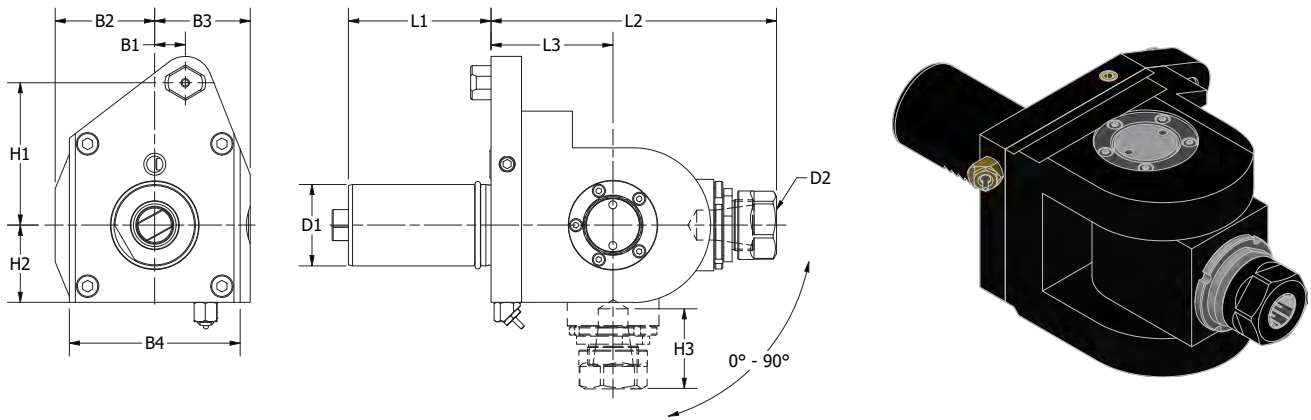
# MAZAK VDI HOLDERS SQT15 **DOUBLE (SAME DIRECTION) RIGHT ANGLE DRILL-MILLING LIVE TOOL**



PART NUMBER	COOLANT	D1	D2	H1	H2	H3	B1	B2	B3	B4	L1	L2	L3	N2 MAX	N1:N2	NM	KG
SQT10S-ER25-RA2	Ext.	40	3-16 ER25	68	95	46	15	74	110	50	60	140	110	9000	1:1.54	50	14.5



# MAZAK VDI HOLDERS SQT15 **ADJUSTABLE** **ANGLE LIVE TOOL**



PART NUMBER	COOLANT	D1	D2	H1	H2	H3	B1	B2	B3	B4	L1	L2	L3	N2 MAX	N1:N2	NM	KG
SQT15-ER25-ADJ90	Ext.	40	1-16 ER25	70	49	47	15	60	59	98	70	140	55	6000	1:1	25	6.9

# MAZAK VDI HOLDERS SQT28

## COMPATIBLE MACHINES

Hyper Quadrex (HQ) 450 M

Megaturn Nexus 900 M

Quick Turn Nexus (QTN) 300, 350, 400, 450 M/MY/MSY

Slant Turn Nexus 500, 550 M

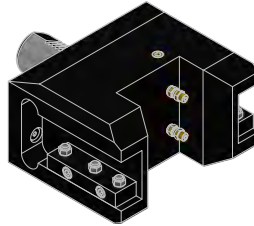
Super Quick Turn (SQT) 28, 30, 300, 350, 400, 450 M/MY



**FORWARD OD TURNING HOLDER** .....pg 332



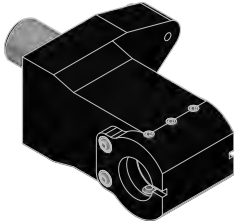
**REVERSE OD TURNING HOLDER** .....pg 332




**DOUBLE OD TURNING HOLDER** .....pg 333




**OD FACING HOLDER** .....pg 333




**BORING BAR HOLDER** .....pg 334



**MAIN+SUB SPINDLE BORING BAR HOLDER** .....pg 334



**U-DRILL HOLDER** .....pg 335




**CUT OFF BLADE HOLDER** .....pg 335




**CAPTO ID HOLDER** .....pg 336



**CAPTO OD HOLDER** .....pg 336



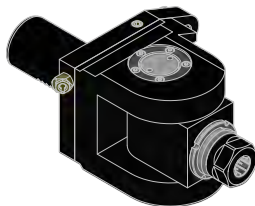
**STRAIGHT OFFSET DRILL-MILLING LIVE TOOL** .....pg 337



**RIGHT ANGLE DRILL-MILLING LIVE TOOL** .....pg 337

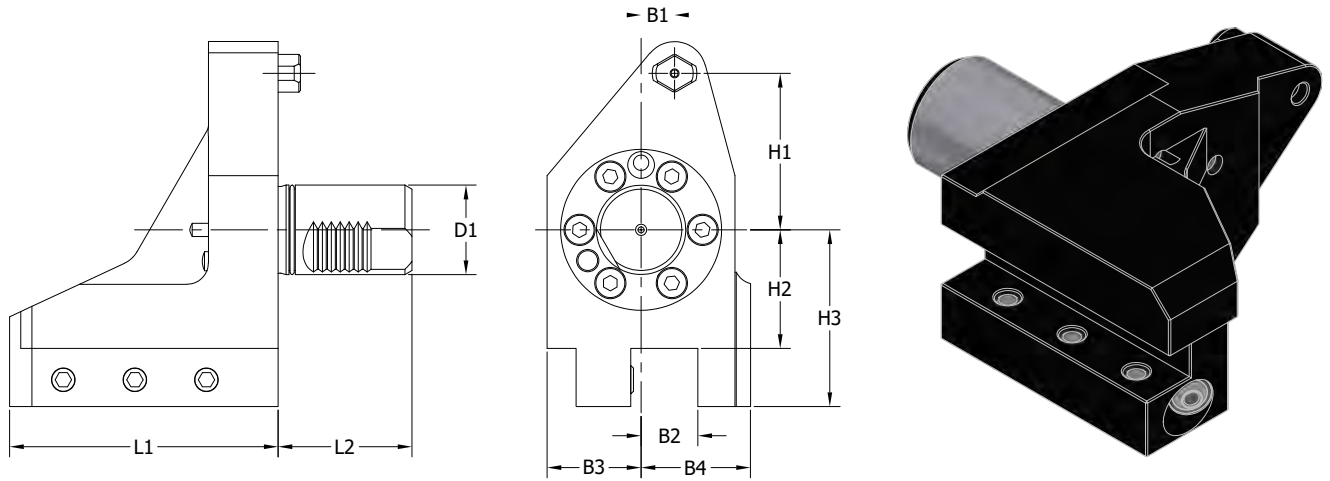


**DOUBLE RIGHT ANGLE DRILL-MILLING LIVE TOOL** .....pg 338



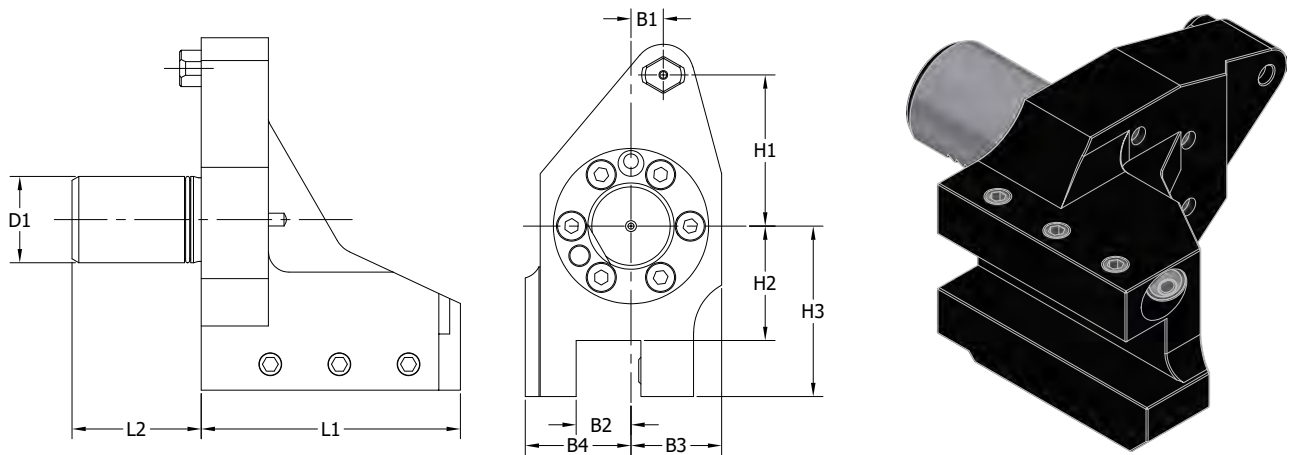
**ADJUSTABLE ANGLE LIVE TOOL** .....pg 338

# MAZAK VDI HOLDERS SQT28 FORWARD OD TURNING HOLDER



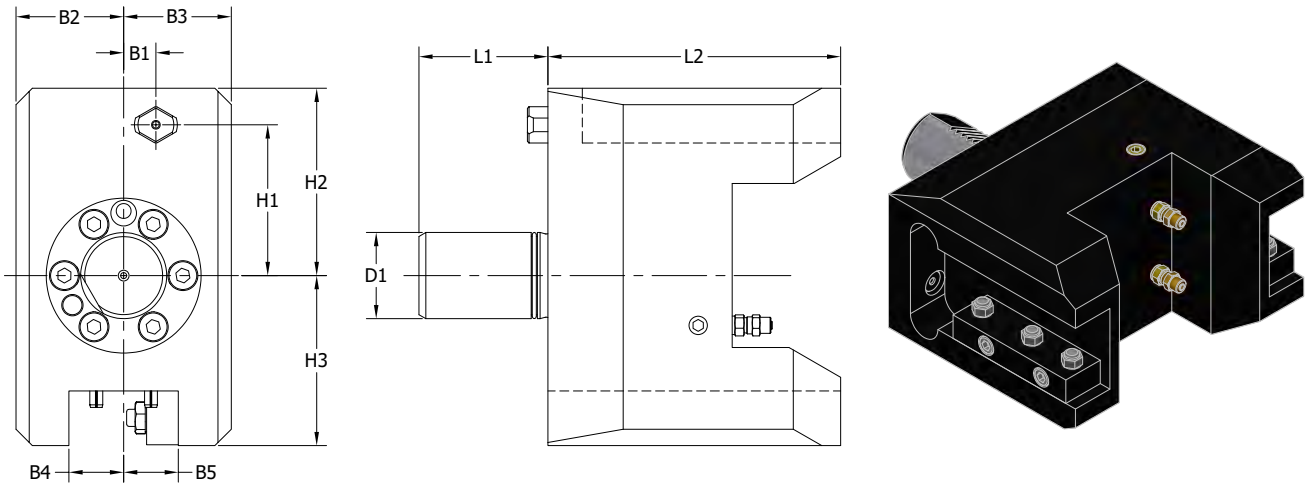
PART NUMBER	D1	B1	B2	B3	B4	L1	L2	H1	H2	H3	MAZAK NUMBER
SQT31.2825	50	0	1.000	50	50	150	75	70	55	80	53308010100
SQT31.2825M	50	0	25mm	50	50	150	75	70	55	80	53308000101
SQT31.2832	50	0	1 1/4	50	50	150	75	70	55	80	53688010200
SQT31.2832M	50	0	32mm	50	50	150	75	70	55	80	53688000200

# MAZAK VDI HOLDERS SQT28 REVERSE OD TURNING HOLDER



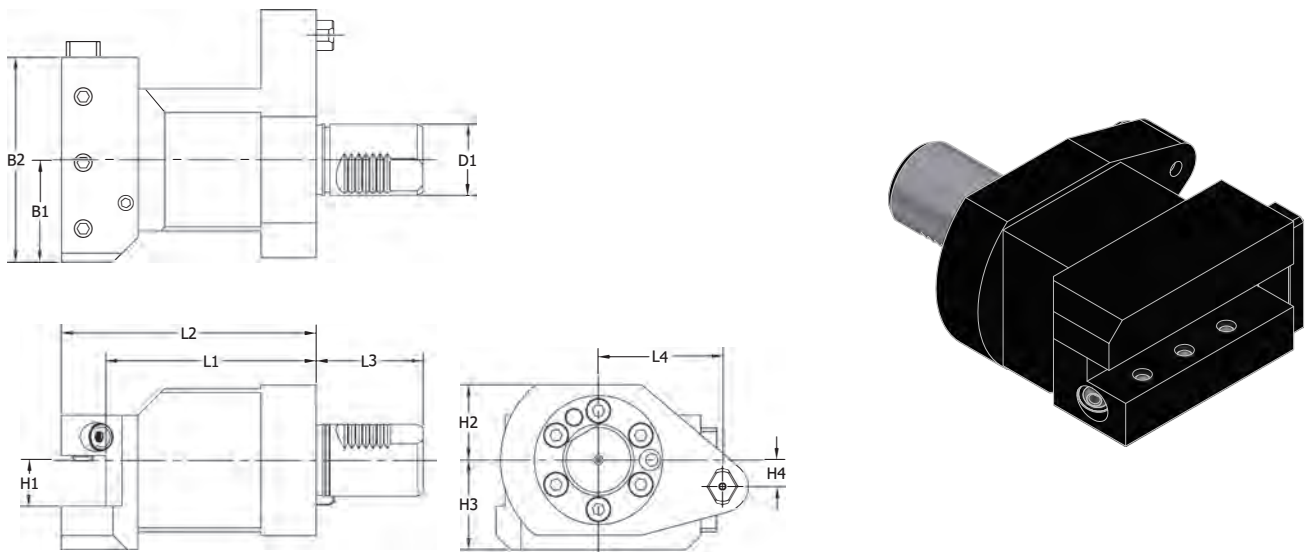
PART NUMBER	D1	B1	B2	B3	B4	L1	L2	H1	H2	H3	MAZAK NUMBER
SQT32.2825	50	0	1.000	50	50	150	75	70	55	80	53308010600
SQT32.2825M	50	0	25mm	50	50	150	75	70	55	80	53308000601
SQT32.2832	50	0	1 1/4	50	50	150	75	70	55	80	53688010100
SQT32.2832M	50	0	32mm	50	50	150	75	70	55	80	53688000100

# MAZAK VDI HOLDERS SQT28 **DOUBLE OD** **TURNING HOLDER**



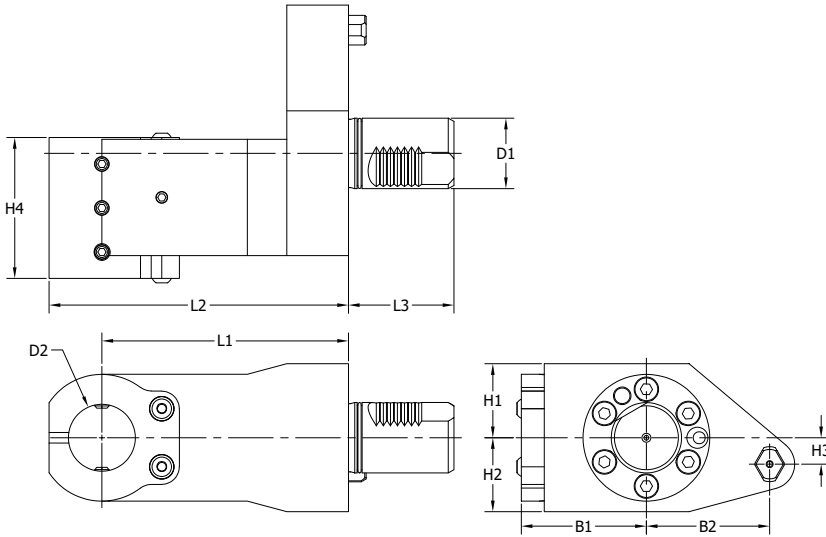
PART NUMBER	D1	B1	B2	B3	B4	B5	L1	L2	H1	H2	H3	MAZAK NUMBER
SQT41.2825	50	0	50	50	1.000	25	75	150	70	127	83	53838010800
SQT41.2825M	50	0	50	50	25mm	25	75	150	70	127	83	53838000801

# MAZAK VDI HOLDERS SQT28 **OD FACING** HOLDER




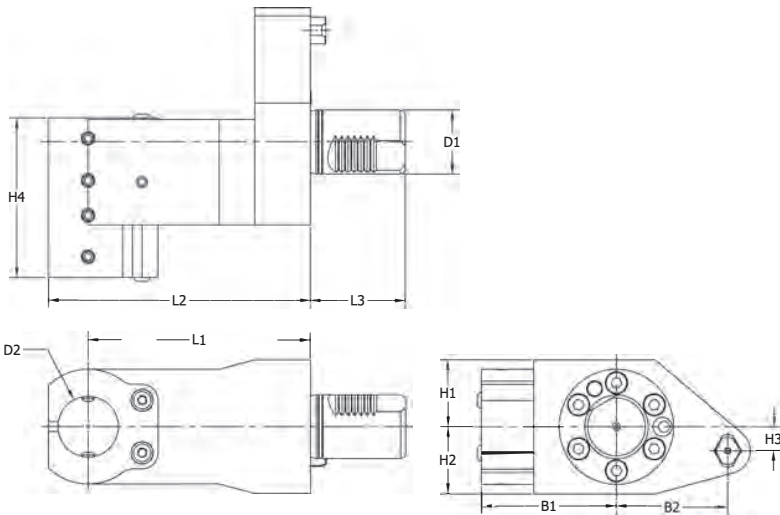
PART NUMBER	D1	B1	B2	L1	L2	L3	L4	H1	H2	H3	H4	MAZAK NUMBER
SQT21.2825	50	65	130	138	163	75	70	1.000	50	50	0	53308010300
SQT21.2825M	50	65	130	138	163	75	70	25mm	50	50	0	53308000301
SQT21.2832	50	65	130	138	163	75	70	1 1/4	50	50	0	53688010300
SQT21.2832M	50	65	130	138	163	75	70	32mm	50	50	0	53688000300

# MAZAK VDI HOLDERS SQT28 BORING BAR HOLDER




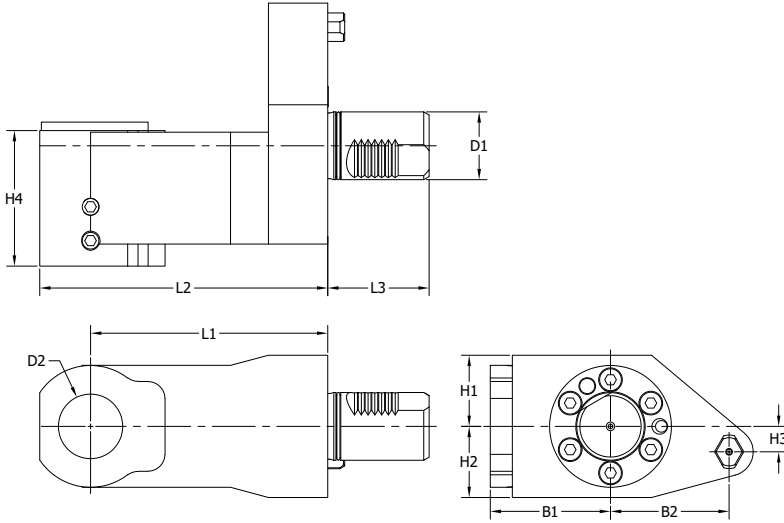
PART NUMBER	D1	D2	B1	B2	L1	L2	L3	H1	H2	H3	H4	MAZAK NUMBER
SQT51.2850	50	2.000	65	70	175	214	75	50	50	0	100	53308010200
SQT51.2850M	50	50mm	65	70	175	214	75	50	50	0	100	53308000201

# MAZAK VDI HOLDERS SQT28 MAIN+SUB SPINDLE BORING BAR HOLDER



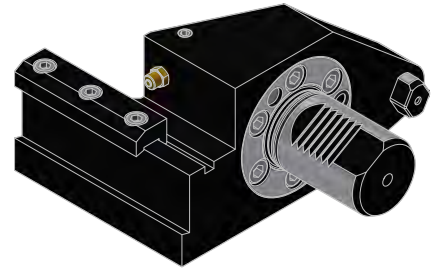
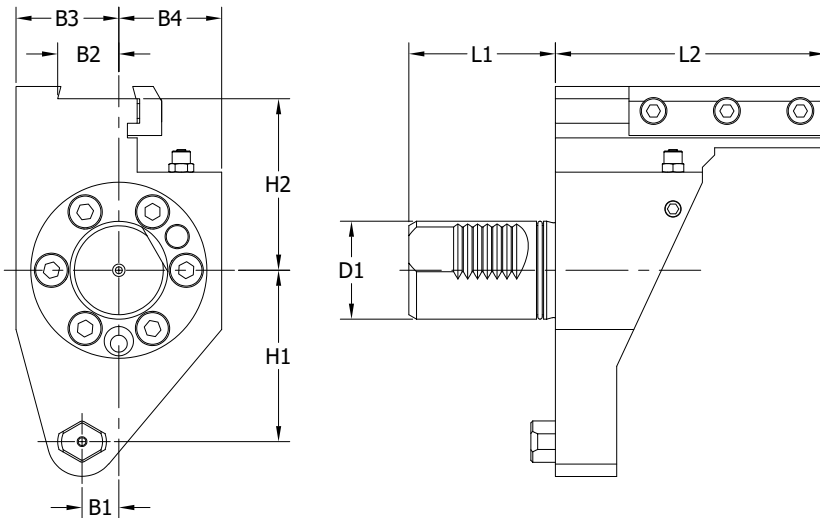
PART NUMBER	D1	D2	B1	B2	L1	L2	L3	H1	H2	H3	H4	MAZAK NUMBER
SQT91.2832	50	1 1/4	65	70	175	214	75	50	50	0	120	53838010900
SQT91.2832M	50	32mm	65	70	175	214	75	50	50	0	120	53838000901

## MAZAK VDI HOLDERS SQT28 U-DRILL HOLDER



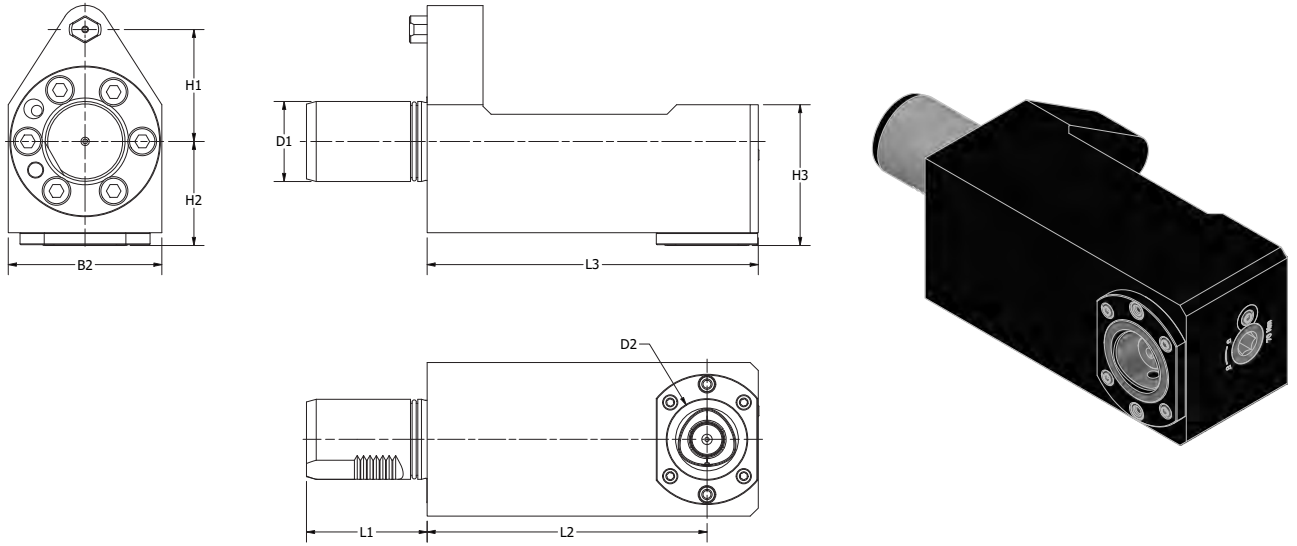
PART NUMBER	D1	D2	B1	B2	L1	L2	L3	H1	H2	H3	H4	MAZAK NUMBER
SQT53.2840	50	1 1/2	63	70	175	212	75	50	50	0	96	53308010500
SQT53.2840M	50	40mm	63	70	175	212	75	50	50	0	96	53308000501

## MAZAK VDI HOLDERS SQT28 CUT OFF BLADE HOLDER



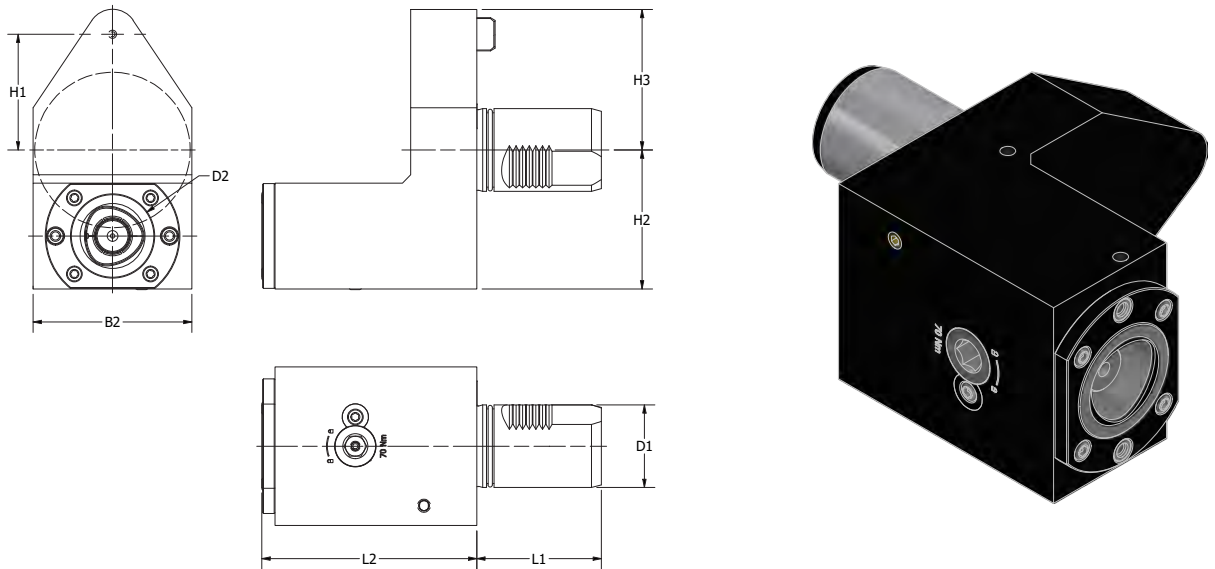
PART NUMBER	D1	B1	B2	B3	B4	L1	L2	H1	H2	MAZAK NUMBER
SQT45.2832	50	0	1.000	50	50	75	145	70	70	53808000400
SQT45.2832M	50	0	25mm	50	50	75	145	70	70	53308000401

# MAZAK VDI HOLDERS SQT28 CAPTO ID HOLDER



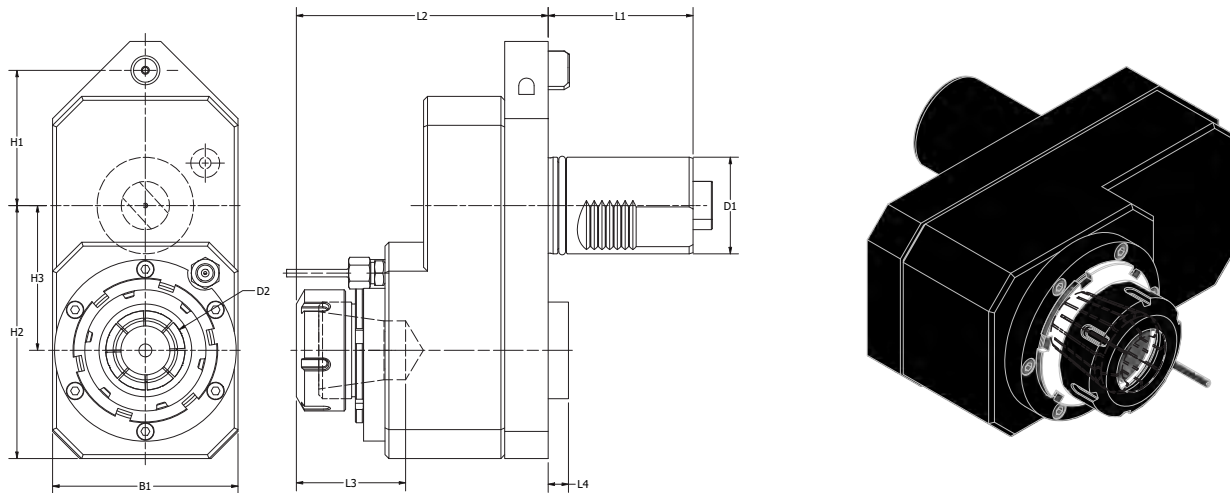
PART NUMBER	D1	D2 (TOOL CLAMPING)	B1	B2	L1	L2	L3	H1	H2	H3
SQT28.C5ID	50	C5	0	96	75	175	207	70	65	88
SQT28.C6ID	50	C6	0	106	75	170	212	70	70	85

# MAZAK VDI HOLDERS SQT28 CAPTO OD HOLDER



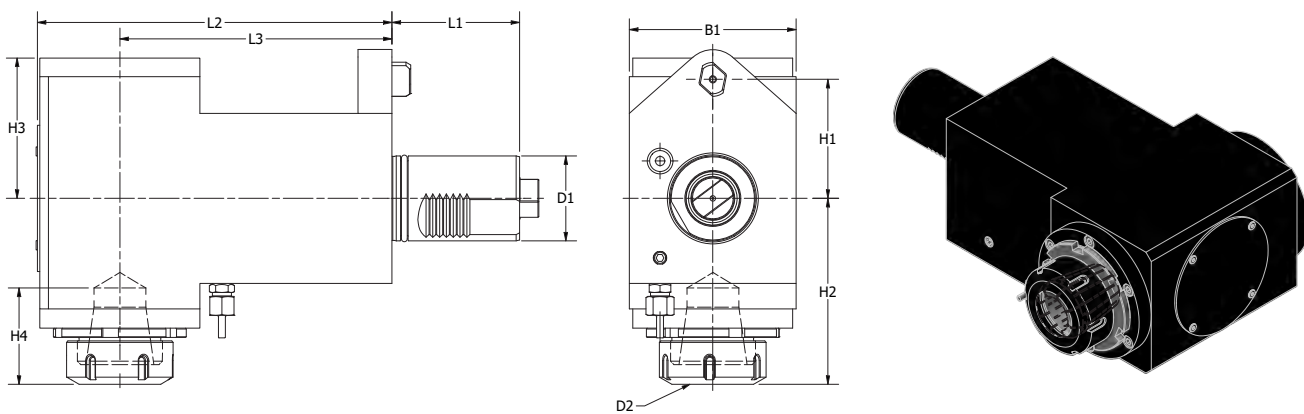
PART NUMBER	D1	D2 (TOOL CLAMPING)	B1	B2	L1	L2	H1	H2	H3
SQT28.C5OD	50	C5	0	96	75	130	70	84	85

# MAZAK VDI HOLDERS SQT28 STRAIGHT OFFSET DRILL-MILLING LIVE TOOL



PART NUMBER	COOLANT	D1	D2	H1	H2	H3	B1	L1	L2	L3	L4	N2 MAX	N1:N2	NM	KG
SQT28-BT40-SLT-OS	Ext.	50	BT40	70	131	75	98	75	110	62.5	10.5	6000	1:1	100	11.9
SQT28-ER40-SLT-OS	Ext.	50	4-26 ER40	70	131	75	98	75	132	58.5	10.5	6000	1:1	100	12.0
SQT28-ER40-SLT-OS INT	Int. 50 Bar	50	4-26 ER40	70	131	75	98	75	132	58.5	10.5	6000	1:1	100	12.0

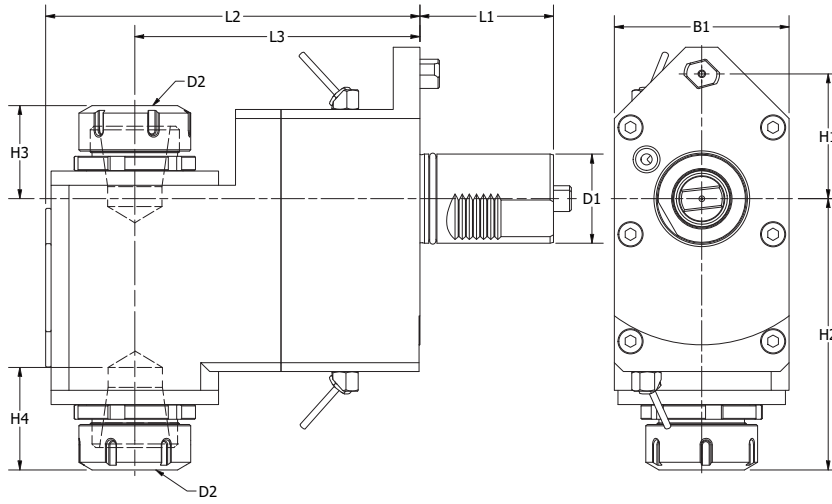
# MAZAK VDI HOLDERS SQT28 RIGHT ANGLE DRILL-MILLING LIVE TOOL



PART NUMBER	COOLANT	D1	D2	H1	H2	H3	H4	B1	L1	L2	L3	N2 MAX	N1:N2	NM	KG
SQT28-BT40-RA	Ext.	50	BT40	70	112.5	82.5	62.5	98	75	208.5	160	6000	1:1	100	18.6
SQT28-ER40-RA	Ext.	50	4-26 ER40	70	112.5	82.5	58.5	98	75	208.5	160	6000	1:1	100	19.2
SQT28-ER40-RA INT	Int. 50 Bar	50	4-26 ER40	70	112.5	82.5	58.5	98	75	208.5	160	6000	1:1	100	19.2

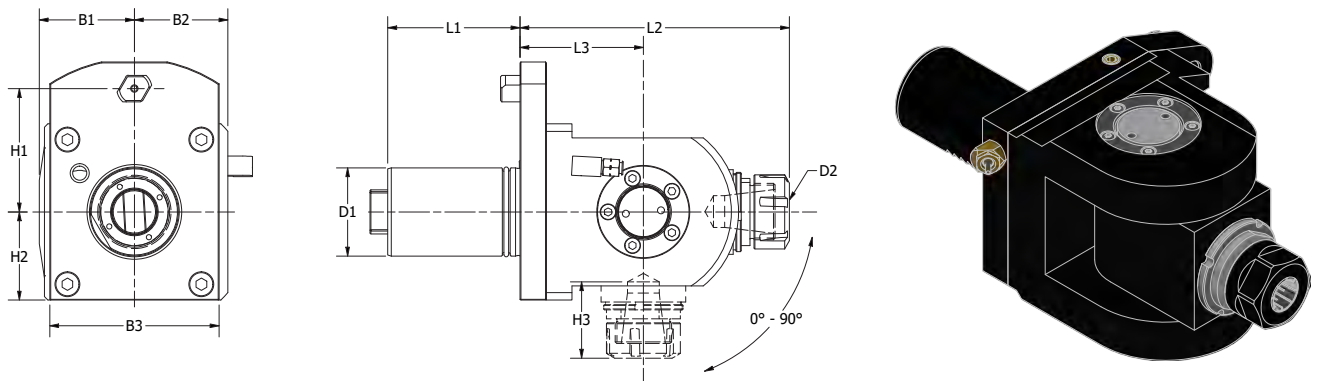


# MAZAK VDI HOLDERS SQT28 **DOUBLE RIGHT ANGLE** **DRILL-MILLING LIVE TOOL**



PART NUMBER	COOLANT	D1	D2	H1	H2	H3	H4	B1	L1	L2	L3	N2 MAX	N1:N2	NM
SQT28-ER40-RA2-OS	Ext.	50	4-26 ER40	70	160	60	58.5	98	75	210	160	6000	1:1	100

# MAZAK VDI HOLDERS SQT28 **ADJUSTABLE ANGLE** **LIVE TOOL**



PART NUMBER	COOLANT	D1	D2	H1	H2	H3	B1	B2	B3	L1	L2	L3	N2 MAX	N1:N2	NM	KG
SQT28-ER40-ADJ90	Ext.	50	4-26 ER40	70	50	58.5	75	75	123	75	195	95	6000	1:1	25	15.0

# MAZAK VDI HOLDERS MP6

## COMPATIBLE MACHINES

Hyper Quadrex 100,150,MSY

Hyper Quadrex 200, 250 MS/MSY (16 Station turret)

Multiplex 610, 6100

Multiplex 620, 6200Y (16 Station turret)



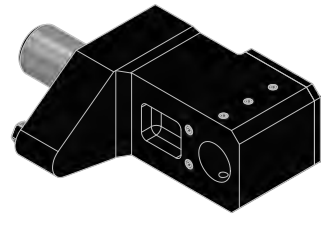
**FORWARD OD TURNING HOLDER**.....pg 340



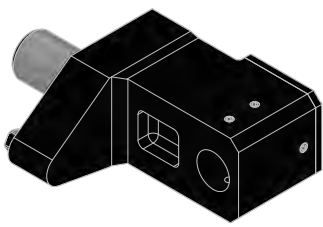
**REVERSE OD TURNING HOLDER** .....pg 340



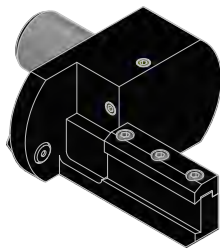
**OD FACING HOLDER**.....pg 341




**BORING BAR HOLDER**.....pg 341



**U-DRILL HOLDER** .....pg 342




**CUT-OFF BLADE HOLDER** .....pg 342



**CAPTO ID HOLDER**.....pg 343



**CAPTO OD HOLDER** .pg 343




**CAPTO DOUBLE OD HOLDER** .....pg 344



**STRAIGHT OFFSET DRILL-MILLING LIVE TOOL**.....pg 344



**DOUBLE OFFSET STRAIGHT DRILL-MILLING LIVE TOOL**.....pg 345



**DOUBLE Y-AXIS OFFSET STRAIGHT DRILL-MILLING LIVE TOOL**.....pg 345



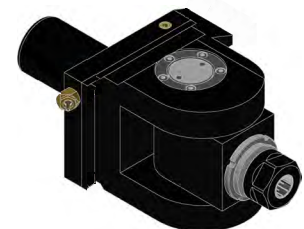
**RIGHT ANGLE DRILL-MILLING LIVE TOOL** .....pg 346



**DOUBLE RIGHT ANGLE DRILL-MILLING LIVE TOOL** .....pg 346

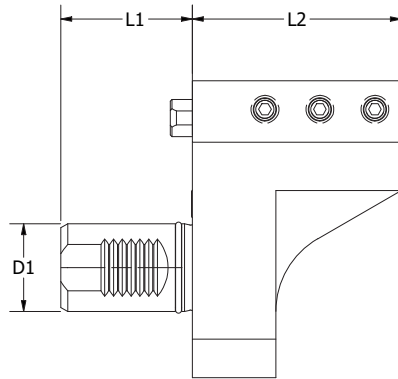
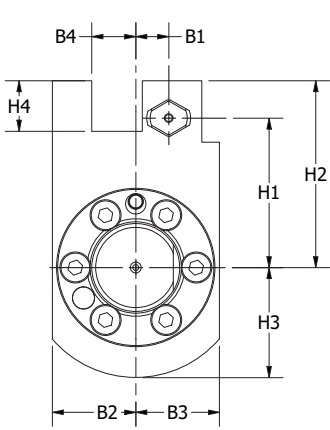


**DOUBLE (SAME DIRECTION) RIGHT ANGLE DRILL-MILLING LIVE TOOL**...pg 347



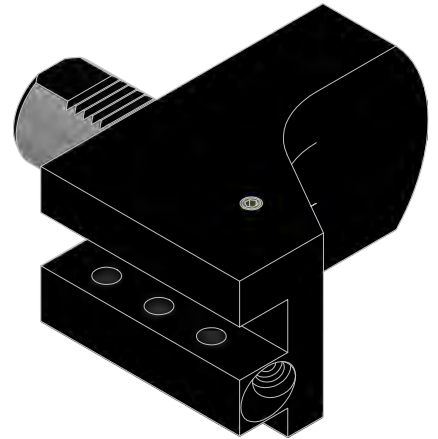
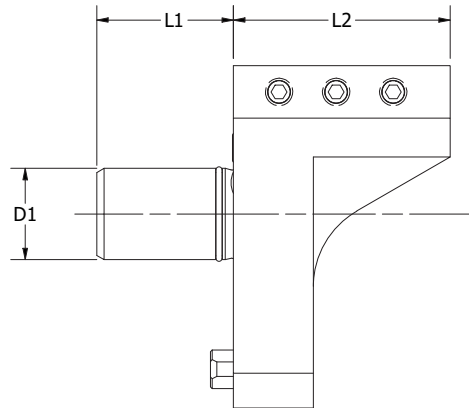
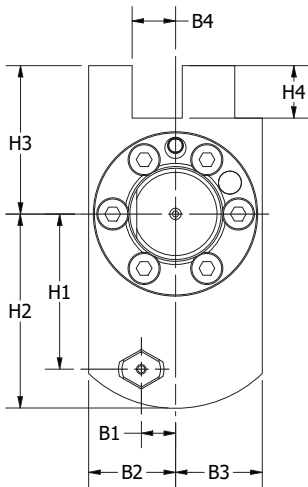
**ADJUSTABLE ANGLE LIVE TOOL**.....pg 347

# MAZAK VDI HOLDERS MP6 FORWARD OD TURNING HOLDER




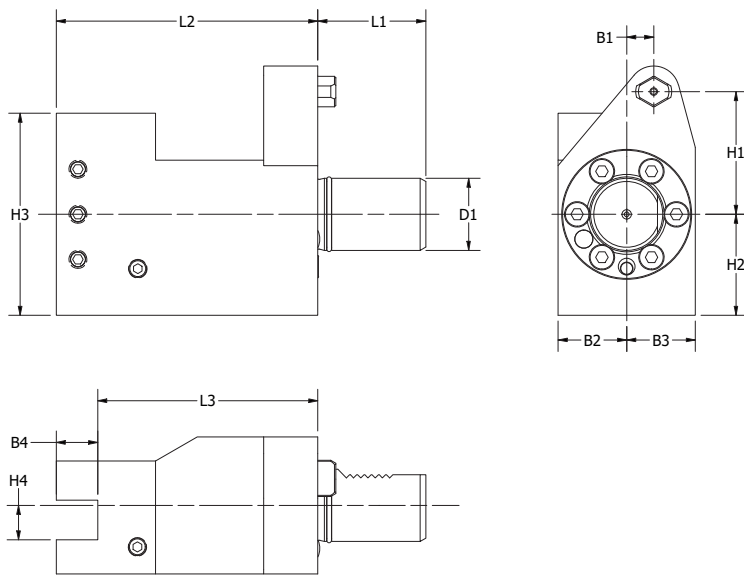
PART NUMBER	D1	D2	B1	B2	L1	L2	L3	H1	H2	H3	H4	MAZAK NUMBER
MP31.0620	40	15	38	38	3/4	60	95	68	85	50	20	53468005200
MP31.0620M	40	15	38	38	20mm	60	95	68	85	50	20	53468005201

# MAZAK VDI HOLDERS MP6 REVERSE OD TURNING HOLDER



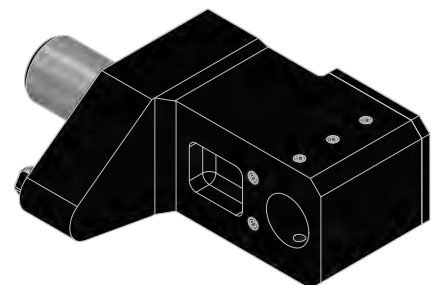
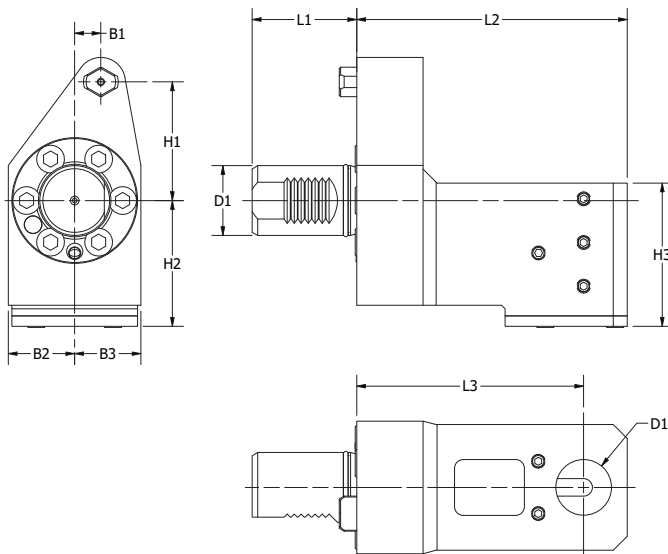
PART NUMBER	D1	B1	B2	B3	B4	L1	L2	H1	H2	H3	H4	MAZAK NUMBER
MP32.0620	40	15	38	38	3/4	60	95	68	85	65	20	53468005100
MP32.0620M	40	15	38	38	20mm	60	95	68	85	65	20	53468005101

## MAZAK VDI HOLDERS MP6 OD FACING HOLDER



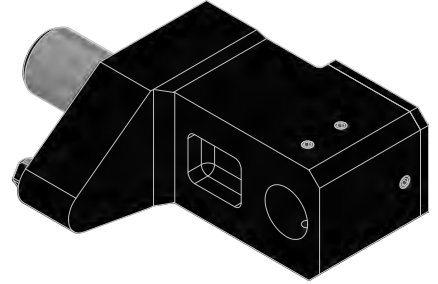
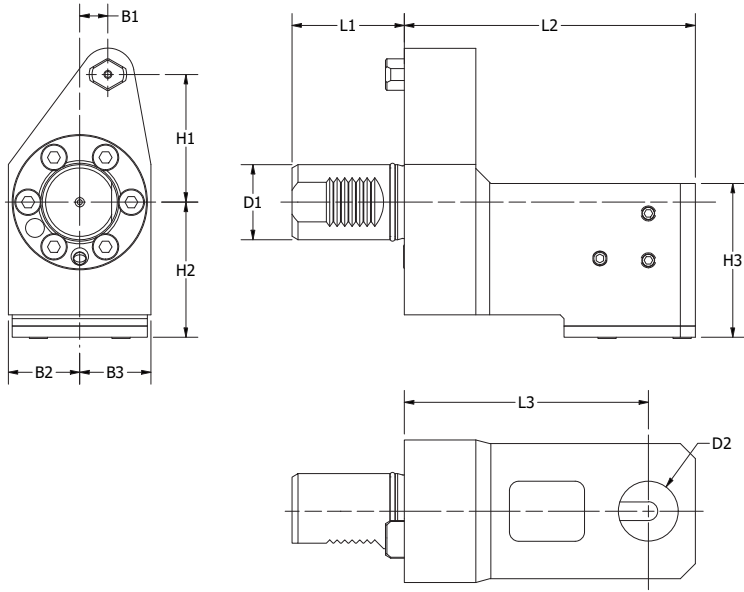
PART NUMBER	D1	B1	B2	B3	B4	L1	L2	L3	H1	H2	H3	H4	MAZAK NUMBER
MP21.0620	40	15	38	38	23	60	145	122	68	56	112	3/4	53568006601
MP21.0620M	40	15	38	38	23	60	145	122	68	56	112	20mm	53568006600

## MAZAK VDI HOLDERS MP6 BORING BAR HOLDER



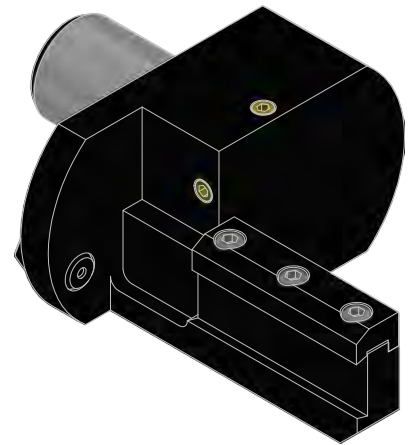
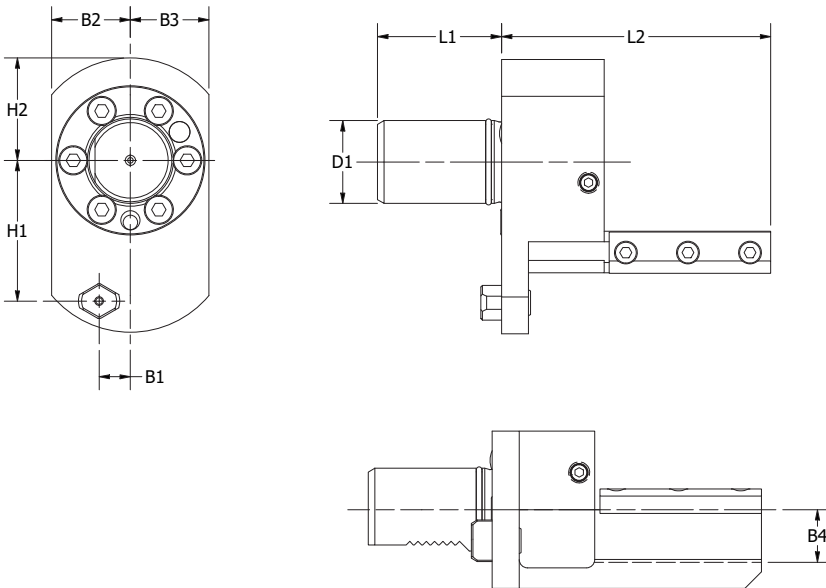
PART NUMBER	D1	D2	B1	B2	B3	L1	L2	L3	H1	H2	H3	MAZAK NUMBER
MP51.0625	40	1.000	15	38	38	60	155	130	68	72	82	53468005401
MP51.0625M	40	25mm	15	38	38	60	155	130	68	72	82	53468005400
MP51.0632	40	1 1/4	15	38	38	60	155	130	68	72	82	53178006101
MP51.0632M	40	32mm	15	38	38	60	155	130	68	72	82	53178006100
MP51.0640	40	1 1/2	15	38	38	60	155	130	68	72	82	53468005301
MP51.0640M	40	40mm	15	38	38	60	155	130	68	72	82	53468005300

## MAZAK VDI HOLDERS MP6 U-DRILL HOLDER



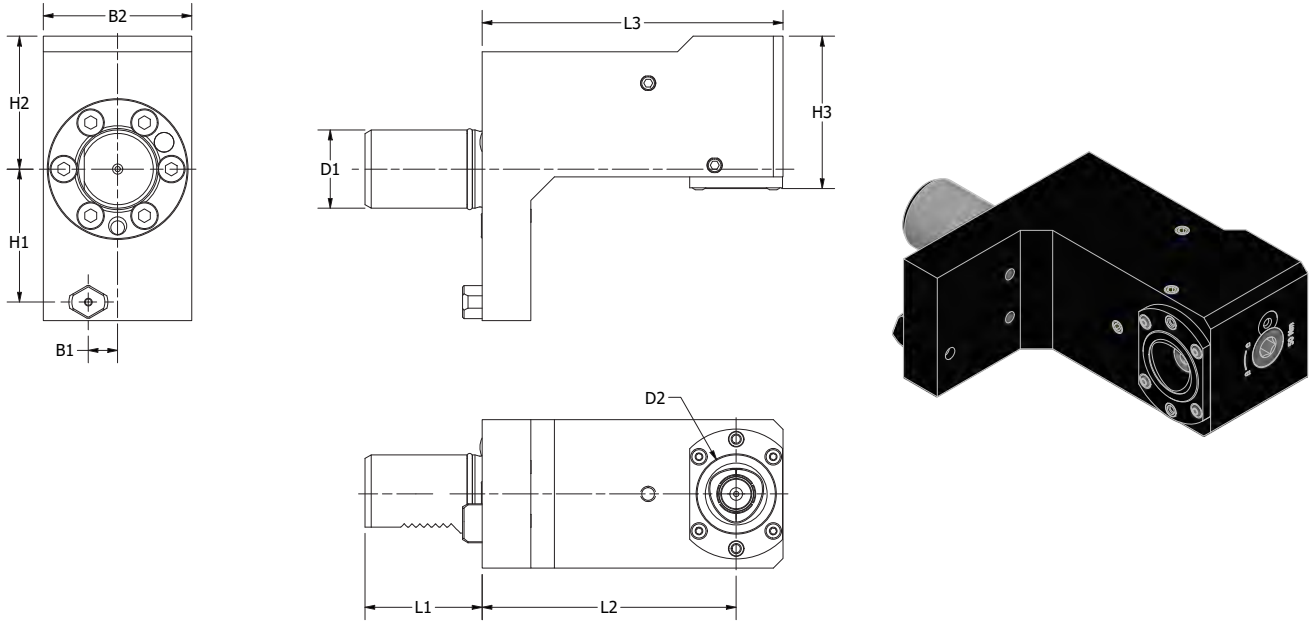
PART NUMBER	D1	D2	B1	B2	B3	L1	L2	L3	H1	H2	H3	MAZAK NUMBER
MP53.0620	40	3/4	15	38	38	60	155	130	68	72	82	53468005701
MP53.0620M	40	20mm	15	38	38	60	155	130	68	72	82	53468005700
MP53.0625	40	1.000	15	38	38	60	155	130	68	72	82	53468005801
MP53.0625M	40	25mm	15	38	38	60	155	130	68	72	82	53468005800
MP53.0632	40	1 1/4	15	38	38	60	155	130	68	72	82	53178006301
MP53.0632M	40	32mm	15	38	38	60	155	130	68	72	82	53178006300

## MAZAK VDI HOLDERS MP6 CUT-OFF BLADE HOLDER



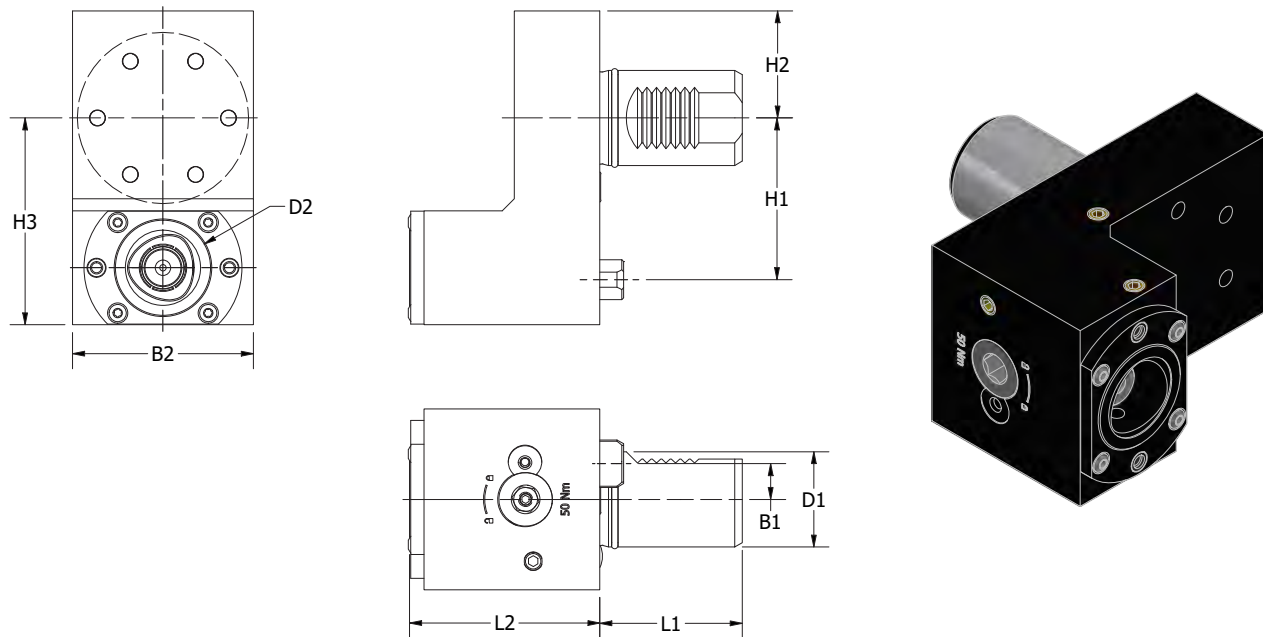
PART NUMBER	D1	B1	B2	B3	B4	L1	L2	H1	H2	MAZAK NUMBER
MP45.0625	40	15	38	38	1.000	60	130	68	50	53468000600
MP45.0625M	40	15	38	38	25mm	60	130	68	50	53468000601

## MAZAK VDI HOLDERS MP6 CAPTO ID HOLDER



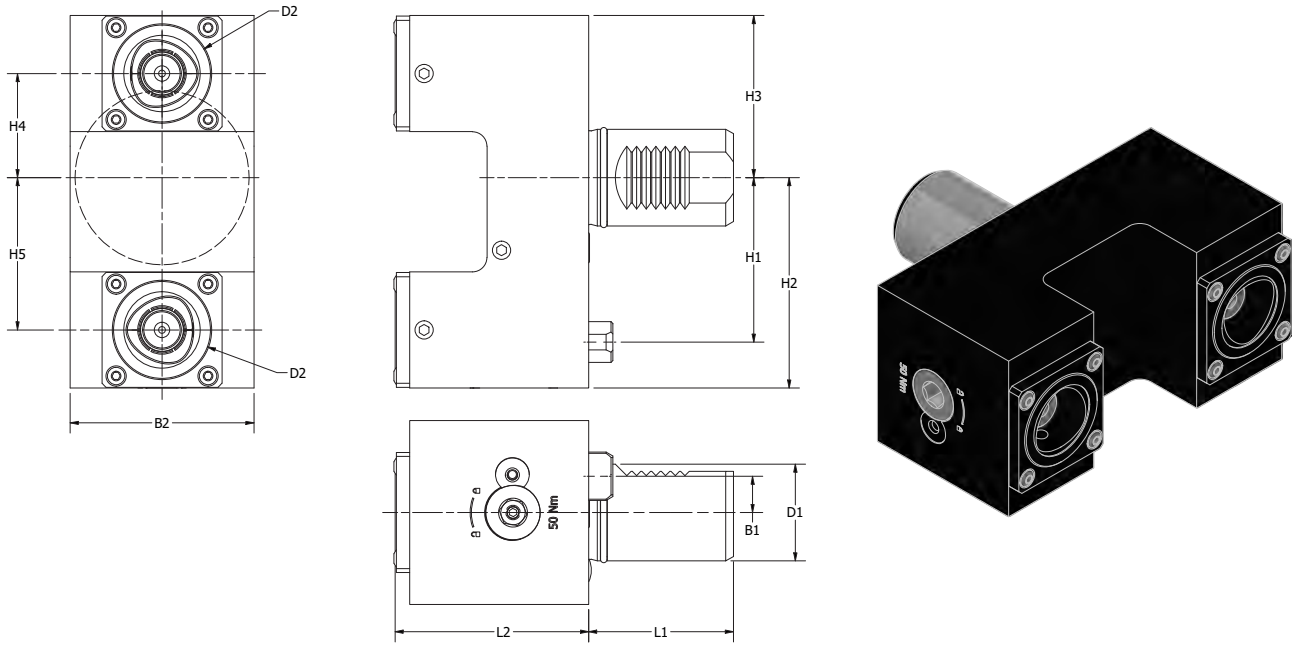
PART NUMBER	D1	D2 (TOOL CLAMPING)	B1	B2	L1	L2	L3	H1	H2	H3
MP06.C4ID	40	C4	15	76	60	130	154	68	68	78

## MAZAK VDI HOLDERS MP6 CAPTO OD HOLDER



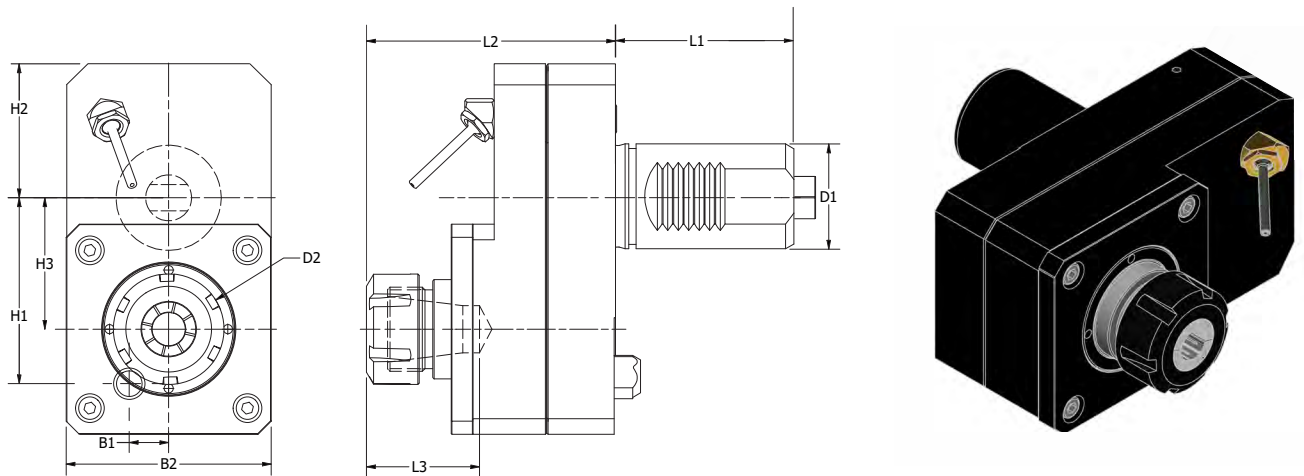
PART NUMBER	D1	D2 (TOOL CLAMPING)	B1	B2	L1	L2	H1	H2	H3
MP06.C4OD	40	C4	15	76	60	80	68	45	87

# MAZAK VDI HOLDERS MP6 CAPTO DOUBLE OD HOLDER



PART NUMBER	D1	D2 (TOOL CLAMPING)	B1	B2	L1	L2	H1	H2	H3	H4	H5
MP06.C4OD DBL	40	C4	15	76	60	80	68	87	67	43	63

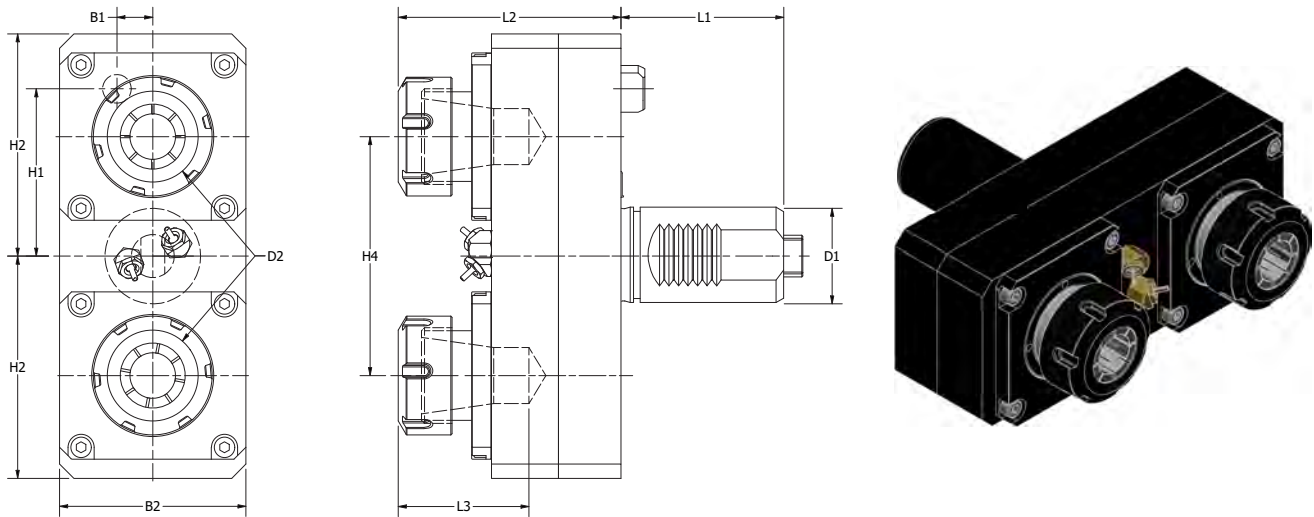
# MAZAK VDI HOLDERS MP6 STRAIGHT OFFSET DRILL-MILLING LIVE TOOL



PART NUMBER	COOLANT	D1	D2	H1	H2	H3	B1	B2	L1	L2	L3	N2 MAX	N1:N2	NM	KG
MP6-ER32-SLT-OS	Ext.	40	4-20 ER32	68	51.5	50	15	74	60	95	54	6000	1:1	50	6.0
MP6S-ER32-SLT-OS	Ext.	40	4-20 ER32	68	51.5	50	15	74	60	95	54	9000	1:1.5	50	6.0
MP6-ER32-SLT-OS INT	Int. 50 Bar	40	4-20 ER32	68	51.5	50	15	74	60	95	54	6000	1:1	50	6.0
MP6S-ER32-SLT-OS INT	Int. 50 Bar	40	4-20 ER32	68	51.5	50	15	74	60	95	54	9000	1:1.5	50	6.0

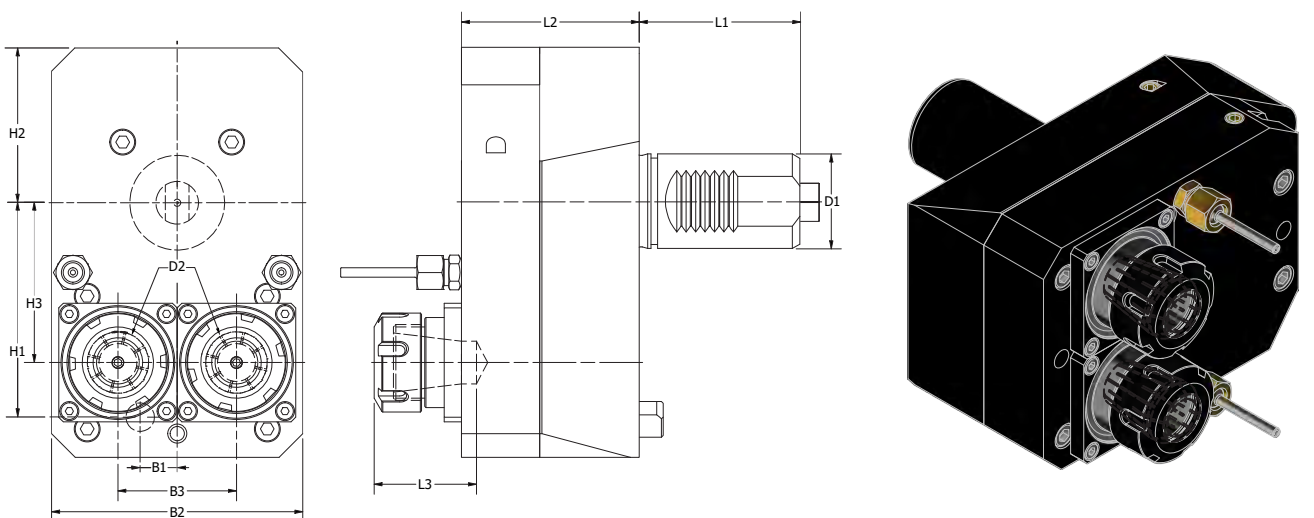


# MAZAK VDI HOLDERS MP6 **DOUBLE OFFSET STRAIGHT DRILL-MILLING LIVE TOOL**



PART NUMBER	COOLANT	D1	D2	H1	H2	H3	H4	B1	B2	L1	L2	L3	N2 MAX	N1:N2	NM	KG
MP6-ER25-SLT2	Ext.	40	3-16 ER25	68	93	93	100	15	78	60	97	46	6000	1:1	50	7.1
MP6-ER32-SLT2	Ext.	40	4-20 ER32	68	93	93	100	15	78	60	97	54	6000	1:1	50	7.1


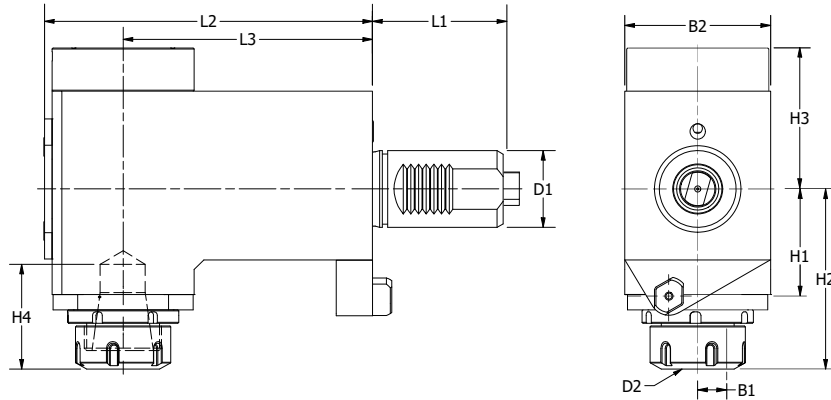
# MAZAK VDI HOLDERS MP6 **DOUBLE Y-AXIS OFFSET STRAIGHT DRILL-MILLING LIVE TOOL**



PART NUMBER	COOLANT	D1	D2	H1	H2	H3	B1	B2	B3	L1	L2	L3	N2 MAX	N1:N2	NM	KG
MP6S-ER25-SLT2-OS	Ext.	40	3-16 ER25	68	51.5	50	15	106	50	60	75	46	9000	1:1	50	9.5

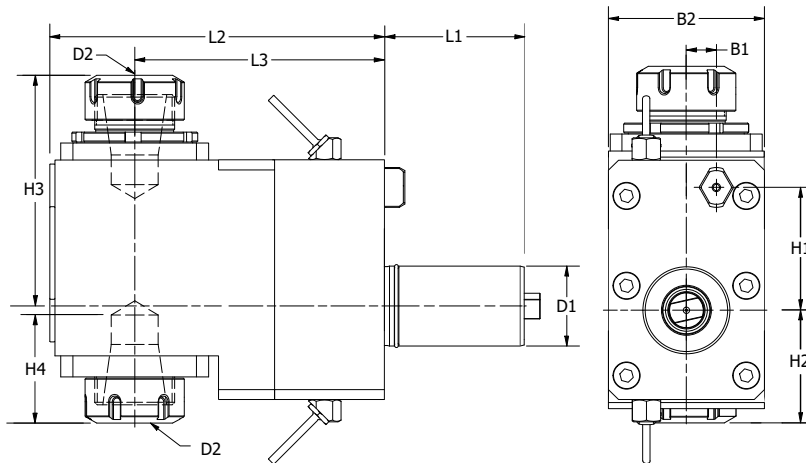


# MAZAK VDI HOLDERS MP6 **RIGHT ANGLE** **DRILL-MILLING LIVE TOOL**



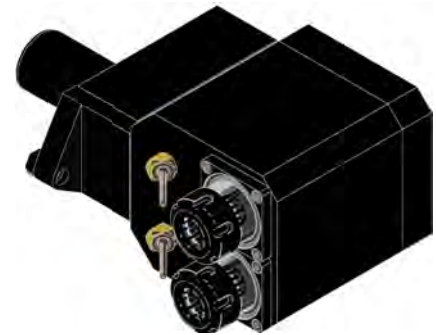
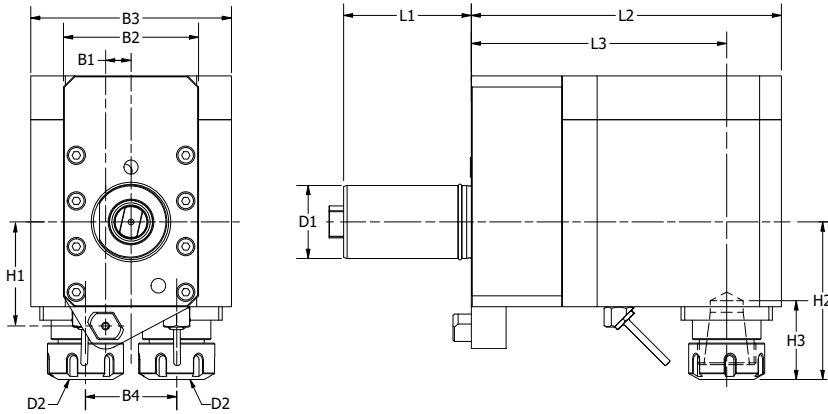
PART NUMBER	COOLANT	D1	D2	H1	H2	H3	H4	B1	B2	L1	L2	L3	N2 MAX	N1:N2	NM	KG
MP6-ER25-RA	Ext.	40	3-16 ER25	60	98	60	46	15	76	60	158	115	6000	1:1	50	8.7
MP6-ER25-RA INT	Int. 50 Bar	40	3-16 ER25	60	98	60	46	15	76	60	158	115	6000	1:1	50	8.7

# MAZAK VDI HOLDERS MP6 **DOUBLE RIGHT** **ANGLE DRILL-MILLING LIVE TOOL**



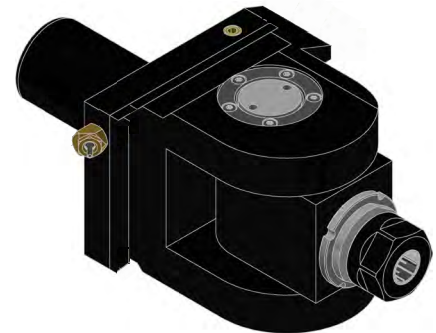
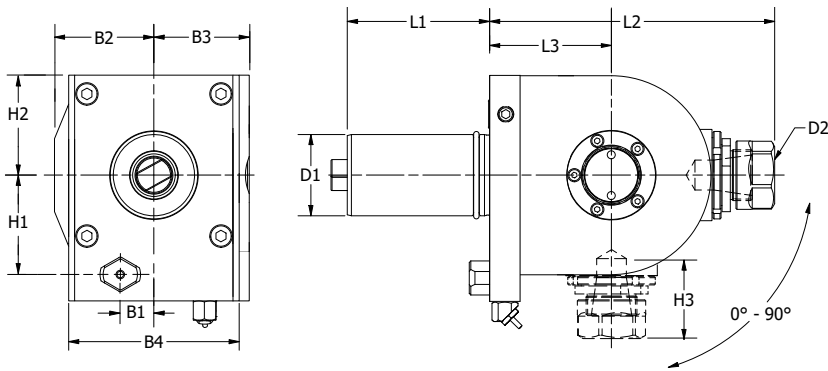
PART NUMBER	COOLANT	D1	D2	H1	H2	H3	H4	B1	B2	L1	L2	L3	N2 MAX	N1:N2	NM	KG
MP6-ER25-RA2-OS	Ext.	40	3-16 ER25	68	43	123.5	46	15	78	60	158.8	115	6000	1:1	50	13.0

# MAZAK VDI HOLDERS MP6 **DOUBLE (SAME DIRECTION) RIGHT ANGLE DRILL-MILLING LIVE TOOL**



PART NUMBER	COOLANT	D1	D2	H1	H2	H3	H4	B1	B2	L1	L2	L3	N2 MAX	N1:N2	NM	KG
MP6-ER25-RA2-OS	Ext.	40	3-16 ER25	68	43	123.5	46	15	78	60	158.8	115	6000	1:1	50	13.0

# MAZAK VDI HOLDERS MP6 **ADJUSTABLE ANGLE LIVE TOOL**



PART NUMBER	COOLANT	D1	D2	H1	H2	H3	B1	B2	B3	B4	L1	L2	L3	N2 MAX	N1:N2	NM	KG
MP6-ER25-ADJ90	Ext.	40	1-16 ER25	68	49	47	15	58	48	78	60	125	52	6000	1:1	25	6.9

# MAZAK VDI HOLDERS MP7

## COMPATIBLE MACHINES

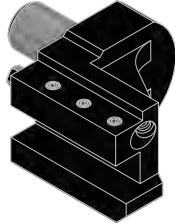
Hyper Quadrex 200, 250 MS/MSY (12 Station turret)

Multiplex 620, 6200Y, 6250 (12 Station turret)

Multiplex W-200 Y (12 Station turret)



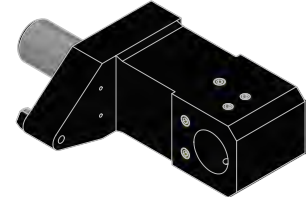
**FORWARD OD TURNING HOLDER** .....pg 350



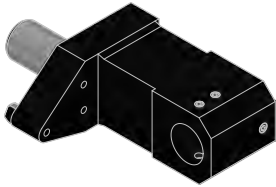
**REVERSE OD TURNING HOLDER** .....pg 350




**OD FACING HOLDER** .....pg 351




**BORING BAR HOLDER** .....pg 351



**U-DRILL HOLDER** .....pg 352




**CUT OFF BLADE HOLDER** .....pg 352



**CAPTO ID HOLDER**...pg 353



**CAPTO OD HOLDER**..pg 353




**CAPTO DOUBLE OD HOLDER** .....pg 354




**CAPTO OD HOLDER SUB SPINDLE** .....pg 354



**STRAIGHT OFFSET DRILL-MILLING LIVE TOOL**...pg 355



**DOUBLE OFFSET STRAIGHT DRILL-MILLING LIVE TOOL**.....pg 355



**DOUBLE Y-AXIS OFFSET STRAIGHT DRILL-MILLING LIVE TOOL** .....pg 356



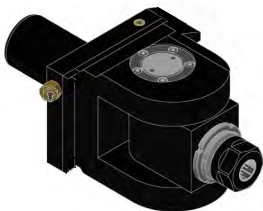
**RIGHT ANGLE DRILL-MILLING LIVE TOOL** .pg 356



**DOUBLE RIGHT ANGLE DRILL-MILLING LIVE TOOL**.....pg 357

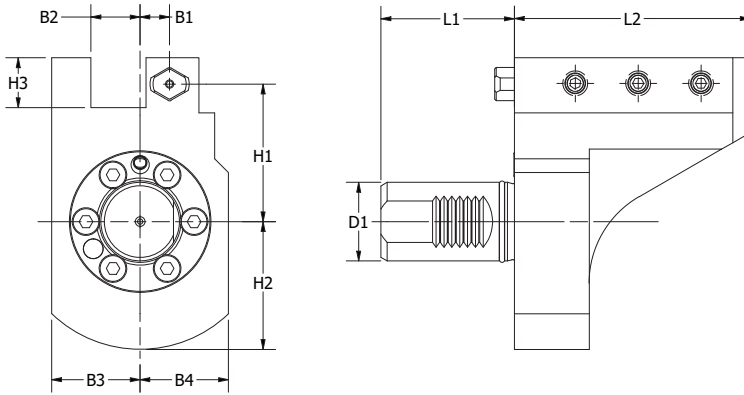


**DOUBLE (SAME DIRECTION) RIGHT ANGLE DRILL-MILLING LIVE TOOL**.....pg 357



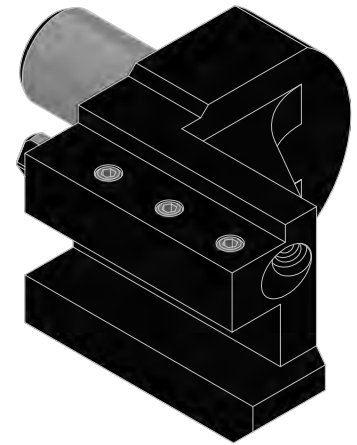
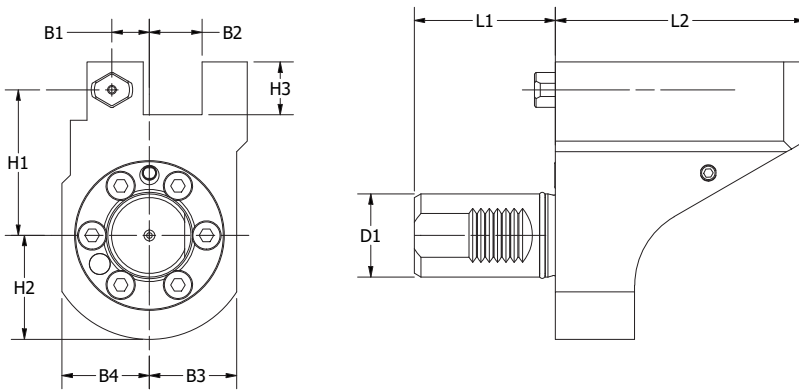
**ADJUSTABLE ANGLE LIVE TOOL** .....pg 358

# MAZAK VDI HOLDERS MP7 FORWARD OD TURNING HOLDER




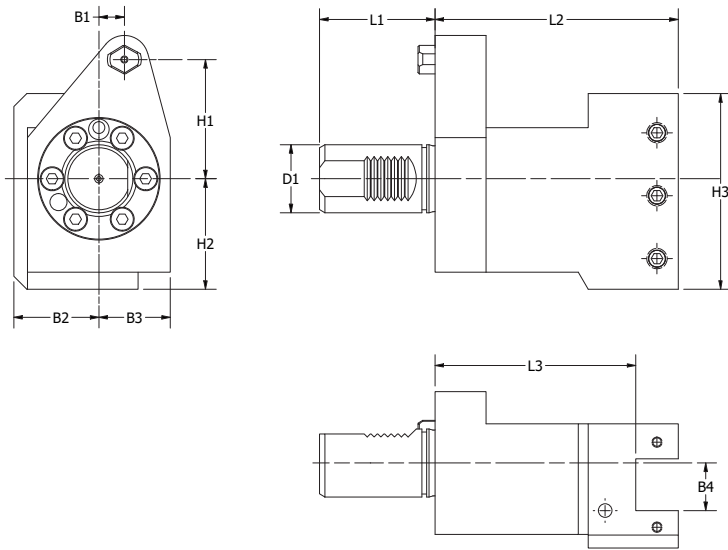
PART NUMBER	D1	B1	B2	B3	B4	L1	L2	H1	H2	H3	MAZAK NUMBER
MP31.0725	40	15	1.000	45	45	68	120	70	65	25	53478005200
MP31.0725M	40	15	25mm	45	45	68	120	70	65	25	53478000200

# MAZAK VDI HOLDERS MP7 REVERSE OD TURNING HOLDER



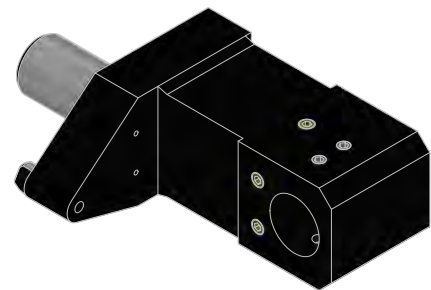
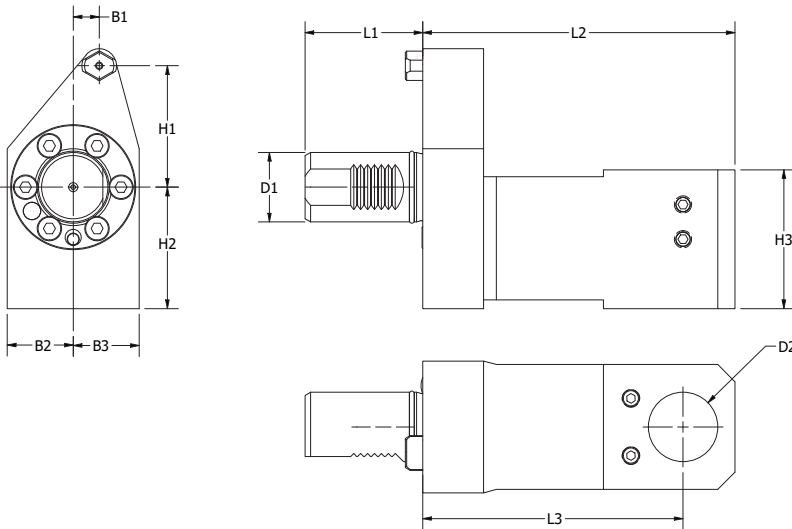
PART NUMBER	D1	B1	B2	B3	B4	L1	L2	H1	H2	H3	MAZAK NUMBER
MP32.0725	40	15	1	42	42	68	120	70	50	25	53478005100
MP32.0725M	40	15	25mm	42	42	68	120	70	50	25	53478000100

# MAZAK VDI HOLDERS MP7 OD FACING HOLDER



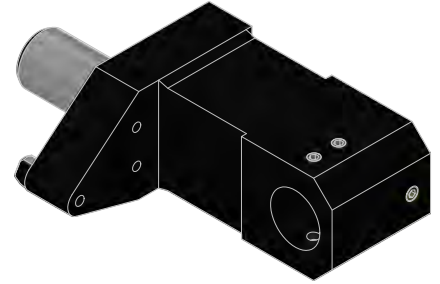
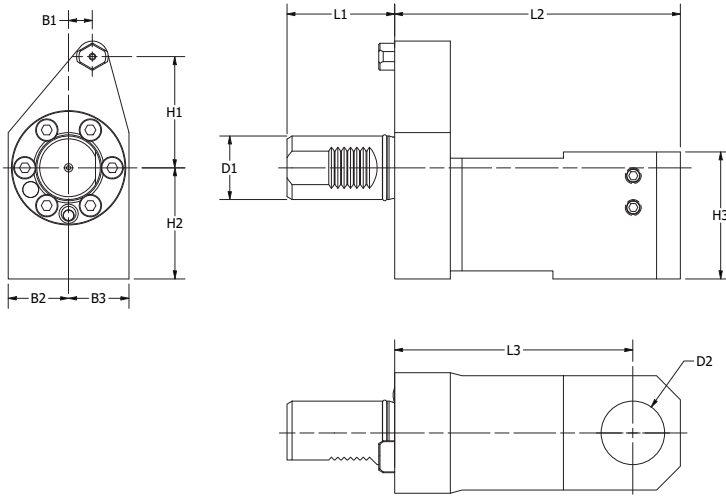
PART NUMBER	D1	B1	B2	B3	B4	L1	L2	L3	H1	H2	H3	MAZAK NUMBER
MP21.0725	40	15	50	42	1.000	68	143	118	70	65	115	53478005500
MP21.0725M	40	15	50	42	25mm	68	143	118	70	65	115	53478000500

# MAZAK VDI HOLDERS MP7 BORING BAR HOLDER



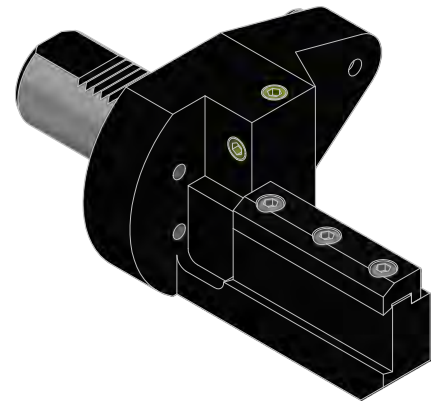
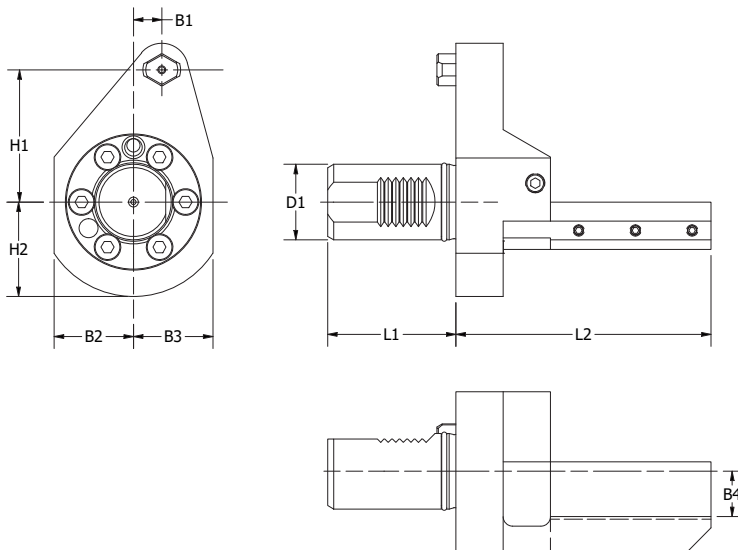
PART NUMBER	D1	D2	B1	B2	B3	L1	L2	L3	H1	H2	H3	MAZAK NUMBER
MP51.0740	40	1 1/2	15	38	38	68	180	150	70	70	80	53478005300
MP51.0740M	40	40mm	15	38	38	68	180	150	70	70	80	53178002100
MP51.0725	40	1.000	15	38	38	68	180	150	70	70	80	53478005400
MP51.0725M	40	25mm	15	38	38	68	180	150	70	70	80	53478000400

# MAZAK VDI HOLDERS MP7 U-DRILL HOLDER



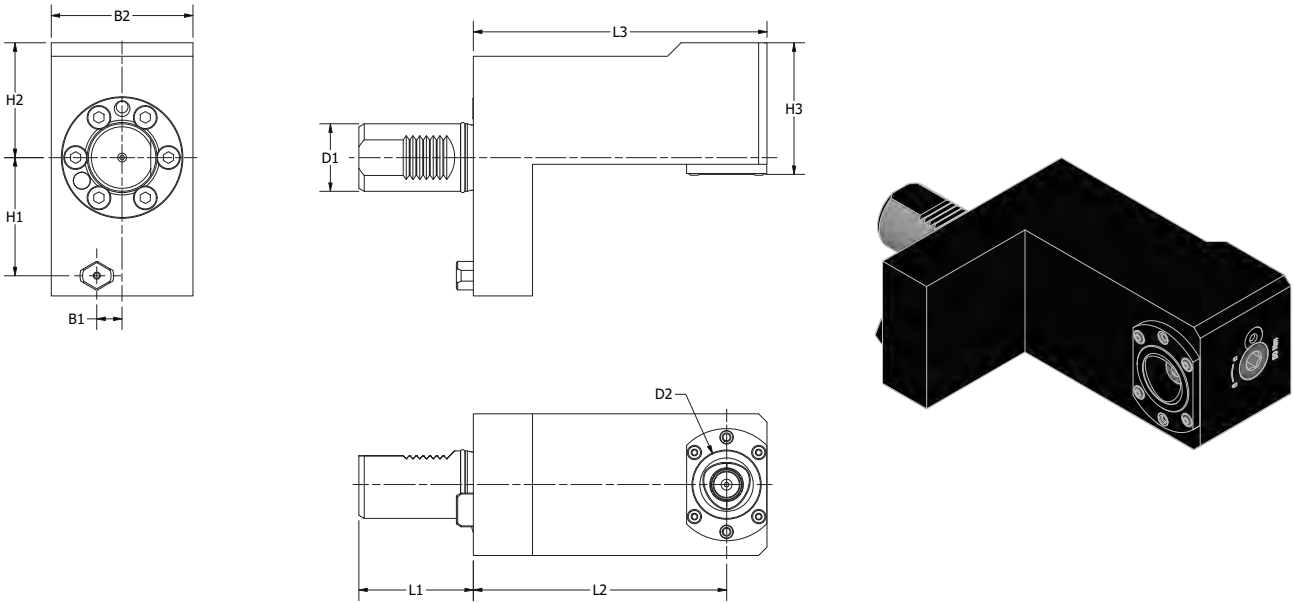
PART NUMBER	D1	D2	B1	B2	B3	L1	L2	L3	H1	H2	H3	MAZAK NUMBER
MP53.0740	40	1 1/2	15	38	38	68	180	150	70	70	80	53178000200
MP53.0740M	40	40mm	15	38	38	68	180	150	70	70	80	53178002200

# MAZAK VDI HOLDERS MP7 CUT OFF BLADE HOLDER



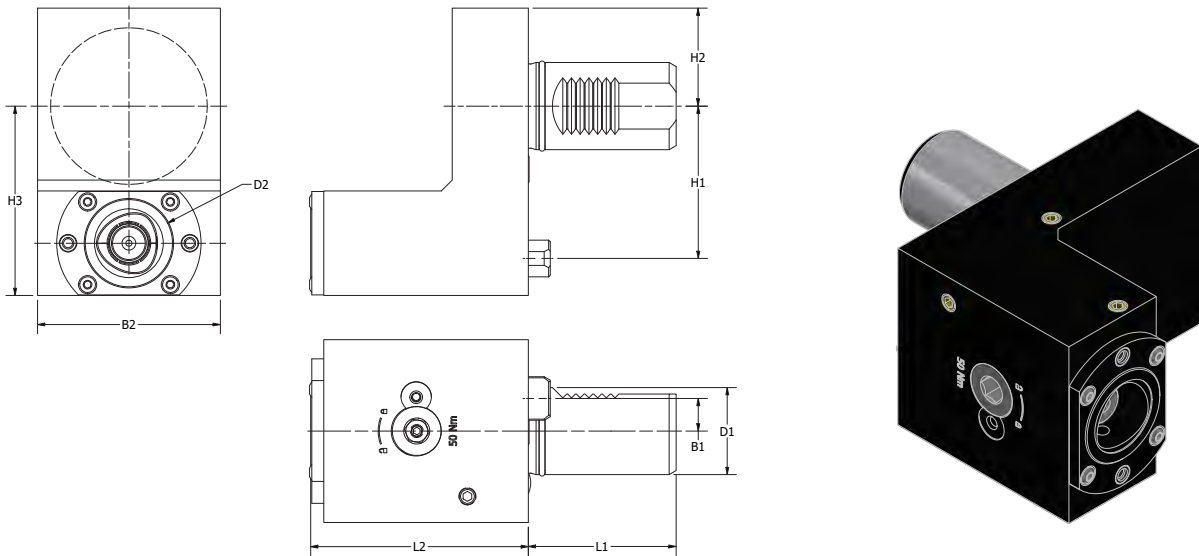
PART NUMBER	D1	B1	B2	B3	B4	L1	L2	H1	H2	MAZAK NUMBER
MP45.0725	40	15	42	42	1.000	68	135	70	50	54378001900
MP45.0725M	40	15	42	42	25mm	68	135	70	50	53478000900

## MAZAK VDI HOLDERS MP7 CAPTO ID HOLDER



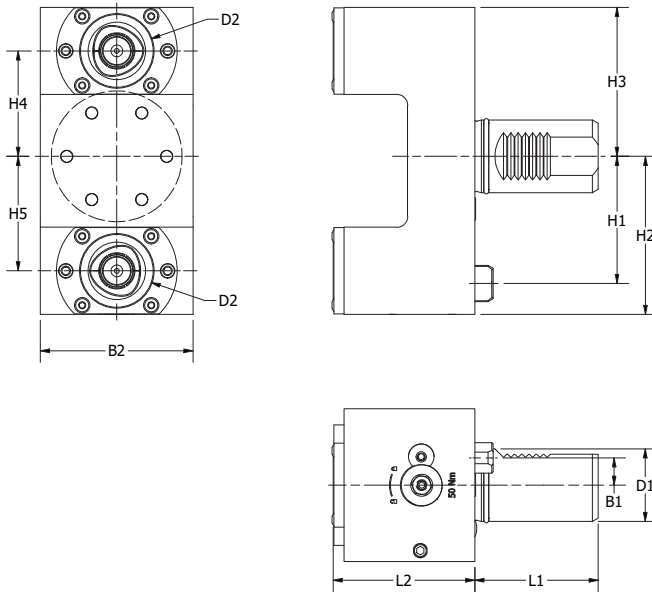
PART NUMBER	D1	D2 (TOOL CLAMPING)	B1	B2	L1	L2	L3	H1	H2	H3
MP07.C4ID	40	C4	15	84	68	150	174	70	68	78
MP07.C5ID	40	C4	18	84	68	145	177	70	82	90

## MAZAK VDI HOLDERS MP7 CAPTO OD HOLDER



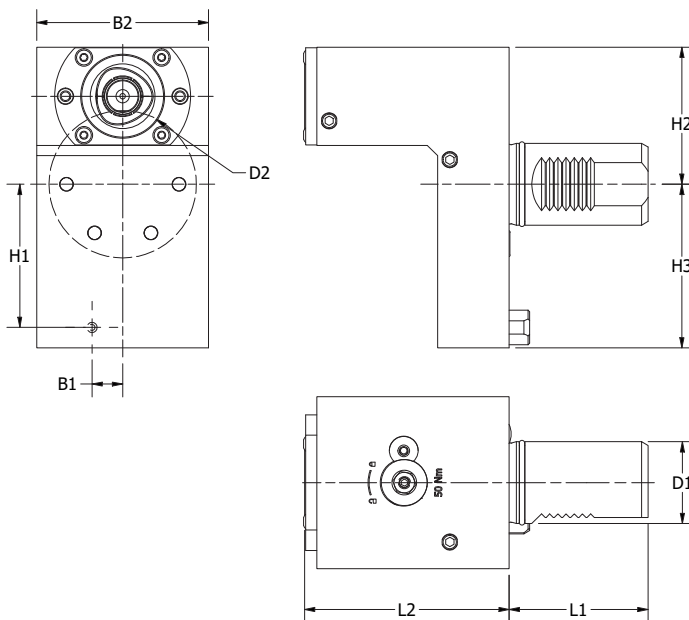
PART NUMBER	D1	D2 (TOOL CLAMPING)	B1	B2	L1	L2	H1	H2	H3
MP07.C4OD	40	C4	15	84	68	100	70	45	87
MP07.C5OD	40	C5	15	84	68	90	70	45	87

# MAZAK VDI HOLDERS MP7 CAPTO DOUBLE OD HOLDER



PART NUMBER	D1	D2 (TOOL CLAMPING)	B1	B2	L1	L2	H1	H2	H3	H4	H5
MP07.C4OD DBL	40	C4	15	84	68	78	70	87	82	58	63

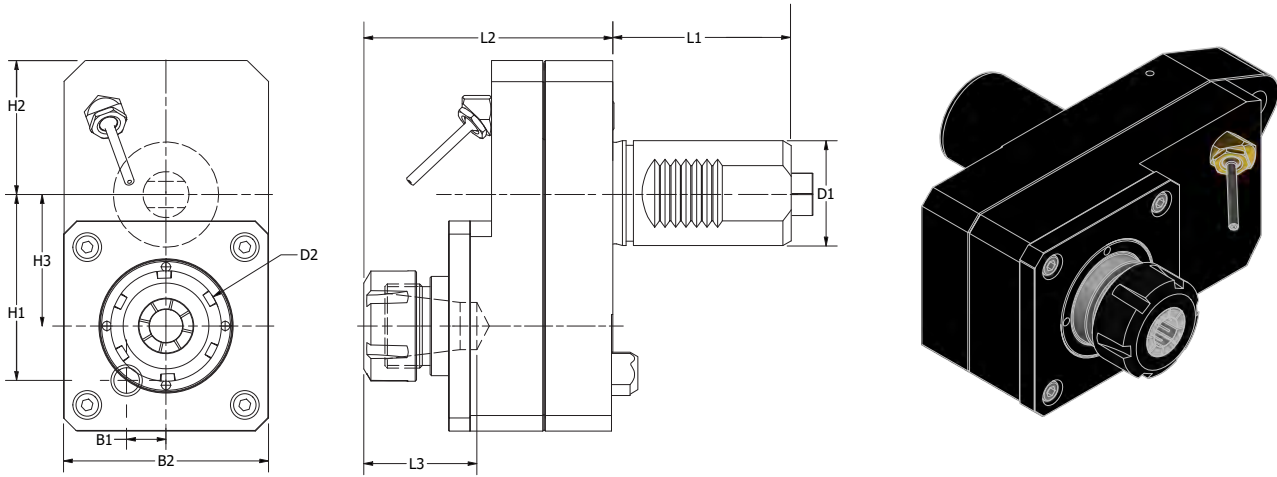
# MAZAK VDI HOLDERS MP7 CAPTO OD HOLDER SUB SPINDLE



PART NUMBER	D1	D2 (TOOL CLAMPING)	B1	B2	L1	L2	H1	H2	H3
MP07.C4OD SS	40	C4	15	84	68	100	70	67	80

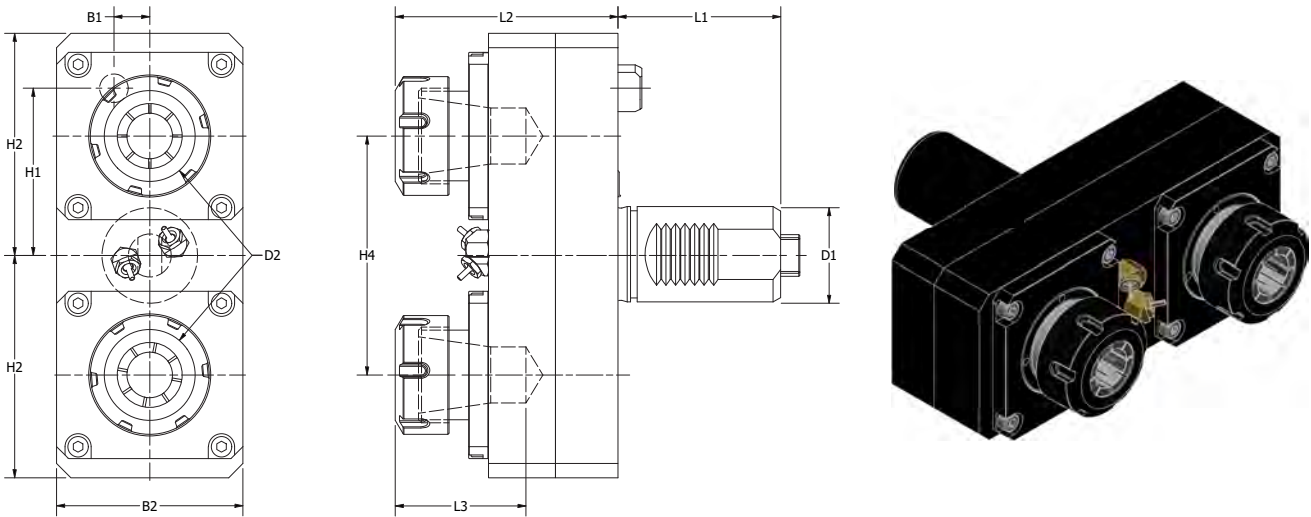


# MAZAK VDI HOLDERS MP7 **STRAIGHT OFFSET** **DRILL-MILLING LIVE TOOL**




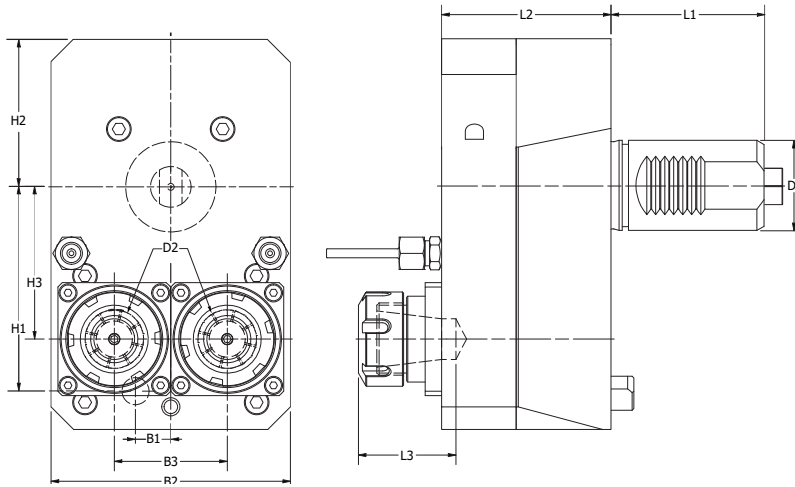
PART NUMBER	COOLANT	D1	D2	H1	H2	H3	B1	B2	L1	L2	L3	N2 MAX	N1:N2	NM	KG
MP7-ER32-SLT-OS	Ext.	40	4-20 ER32	70	51.5	50	15	74	70	95	54	6000	1:1	50	6.0
MP7S-ER32-SLT-OS	Ext.	40	4-20 ER32	70	51.5	50	15	74	70	95	54	9000	1:1.5	50	6.0
MP7-ER32-SLT-OS INT	Int. 50 Bar	40	4-20 ER32	70	51.5	50	15	74	70	95	54	6000	1:1	50	6.0
MP7S-ER32-SLT-OS INT	Int. 50 Bar	40	4-20 ER32	70	51.5	50	15	74	70	95	54	9000	1:1.5	50	6.0

# MAZAK VDI HOLDERS MP7 **DOUBLE OFFSET** **STRAIGHT DRILL-MILLING LIVE TOOL**



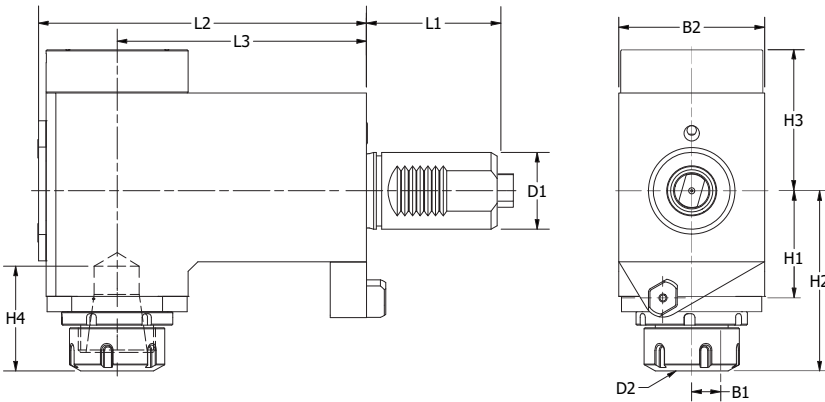
PART NUMBER	COOLANT	D1	D2	H1	H2	H3	H4	B1	B2	L1	L2	L3	N2 MAX	N1:N2	NM	KG
MP7-ER25-SLT2	Ext.	40	3-16 ER25	70	93	93	100	15	78	70	97	46	6000	1:1	50	7.0
MP7-ER32-SLT2	Ext.	40	4-20 ER32	70	93	93	100	15	78	70	97	54	6000	1:1	50	7.0

# MAZAK VDI HOLDERS MP7 **DOUBLE Y-AXIS OFFSET STRAIGHT DRILL-MILLING LIVE TOOL**



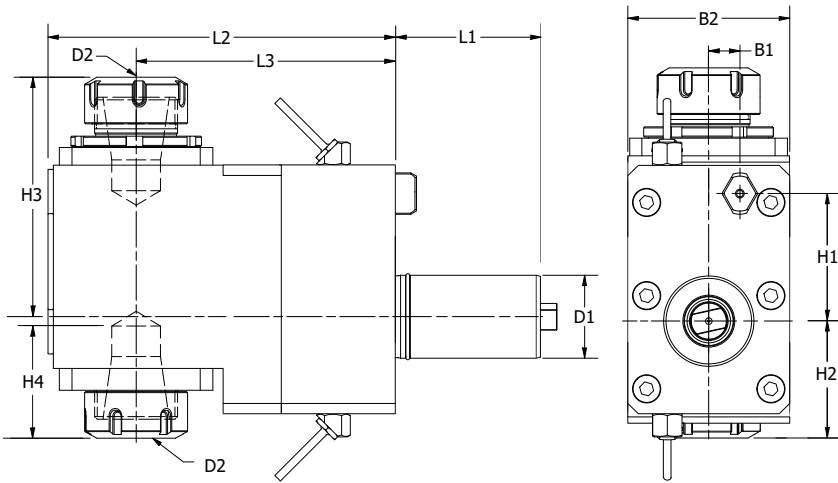
PART NUMBER	COOLANT	D1	D2	H1	H2	H3	B1	B2	B3	L1	L2	L3	N2 MAX	N1:N2	NM	KG
MP7S-ER25-SLT2-OS	Ext.	40	3-16 ER25	68	51.5	50	15	106	50	60	75	46	9000	1:1	50	9.6

# MAZAK VDI HOLDERS MP7 **RIGHT ANGLE DRILL-MILLING LIVE TOOL**



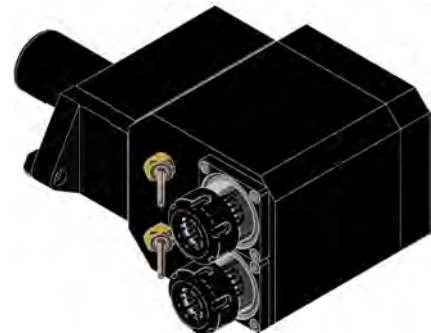
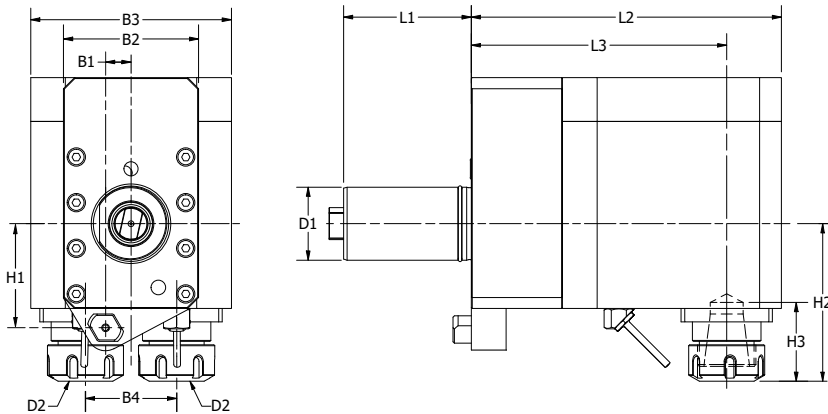
PART NUMBER	COOLANT	D1	D2	H1	H2	H3	H4	B1	B2	L1	L2	L3	N2 MAX	N1:N2	NM	KG
MP7-ER32-RA	Ext.	40	4-20 ER32	70	98	60	54	15	76	70	174	130	6000	1:1	50	9.0
MP7-ER32-RA INT	Int. 50 Bar	40	4-20 ER32	70	98	60	54	15	76	70	174	130	6000	1:1	50	9.0

# MAZAK VDI HOLDERS MP7 **DOUBLE RIGHT ANGLE DRILL-MILLING LIVE TOOL**



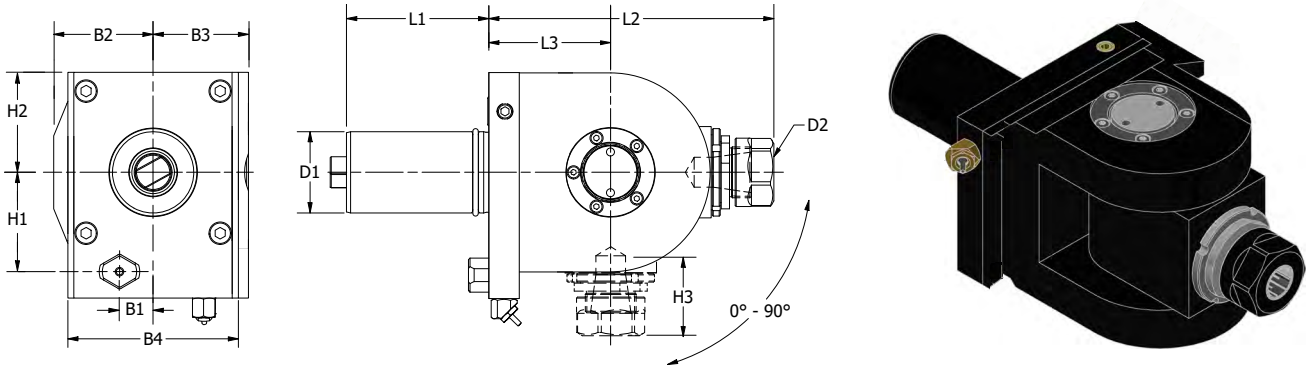
PART NUMBER	COOLANT	D1	D2	H1	H2	H3	H4	B1	B2	L1	L2	L3	N2 MAX	N1:N2	NM	KG
MP7-ER32-RA2-OS	Ext.	40	4-20 ER32	70	47.5	128	54	15	78	70	174	130	6000	1:1	50	13.0

# MAZAK VDI HOLDERS MP7 **DOUBLE (SAME DIRECTION) RIGHT ANGLE DRILL-MILLING LIVE TOOL**



PART NUMBER	COOLANT	D1	D2	H1	H2	H3	B1	B2	B3	B4	L1	L2	L3	N2 MAX	N1:N2	NM	KG
MP7S-ER25-RA2	Ext.	40	3-16 ER25	70	95	46	15	74	110	50	70	140	110	6000	1:1.54	50	14.5

# MAZAK VDI HOLDERS MP7 **ADJUSTABLE ANGLE** **LIVE TOOL**

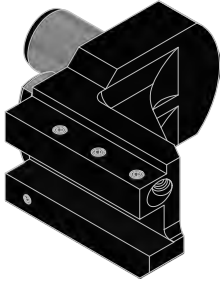


PART NUMBER	COOLANT	D1	D2	H1	H2	H3	B1	B2	B3	B4	L1	L2	L3	N2 MAX	N1:N2	NM	KG
MP7-ER25-ADJ90	Ext.	40	1-16 ER25	68	49	47	15	59	57	78	70	140	55	6000	1:1	25	6.9

# MAZAK VDI HOLDERS MP50

## COMPATIBLE MACHINES

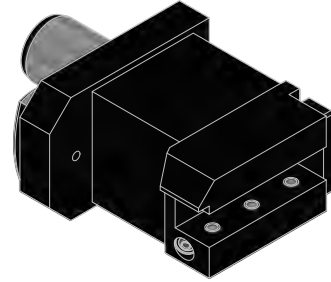
Multiplex 6300, 6300Y, W-300, W-300Y




**FORWARD OD TURNING HOLDER** .....pg 360



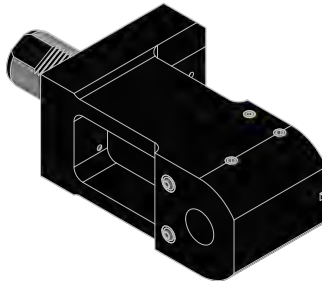
**REVERSE OD TURNING HOLDER** .....pg 360




**OD FACING HOLDER** .....pg 361



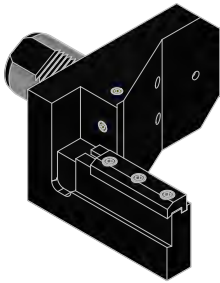
**BORING BAR HOLDER** .....pg 361




**MAIN+SUB SPINDLE BBH** .....pg 362



**U-DRILL HOLDER** .....pg 362



**CUT OFF BLADE HOLDER** .....pg 363

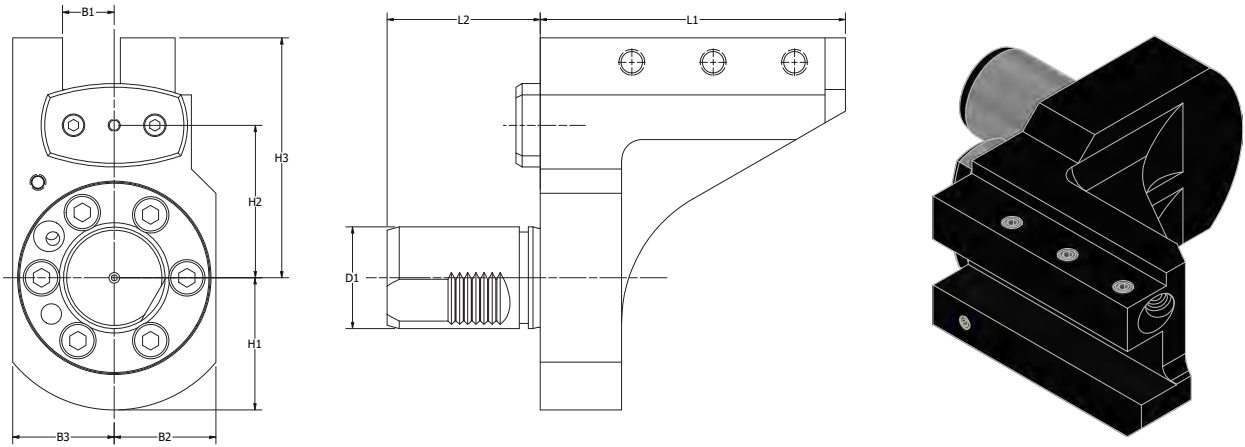


**CAPTO ID HOLDER** .....pg 363



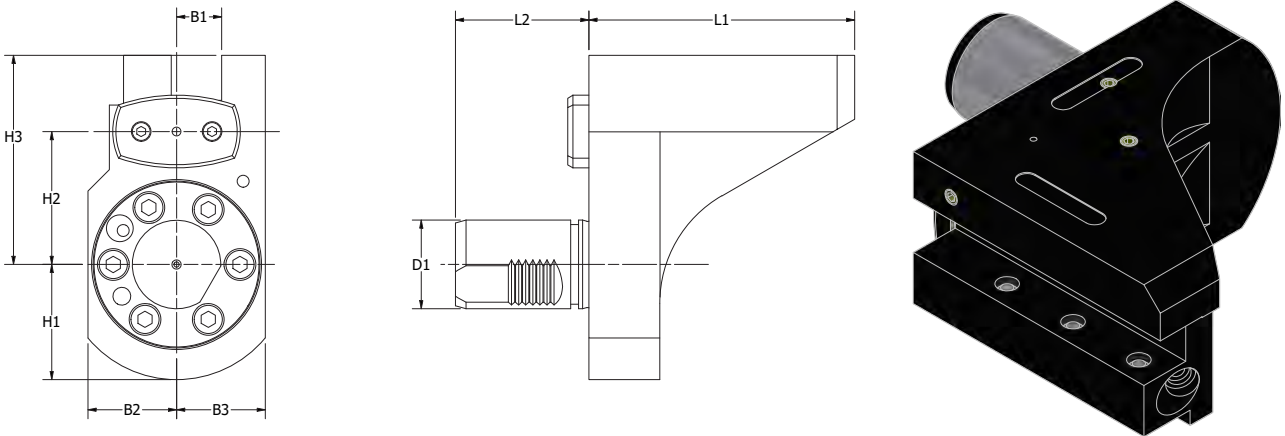
**CAPTO OD HOLDER** .....pg 364

## MAZAK VDI HOLDERS MP50 FORWARD OD TURNING HOLDER



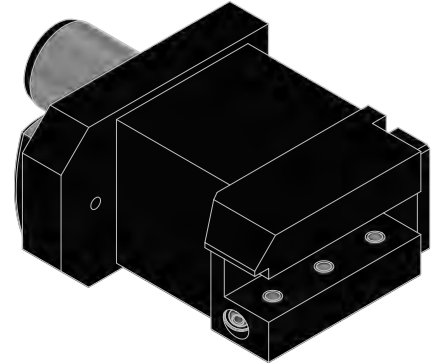
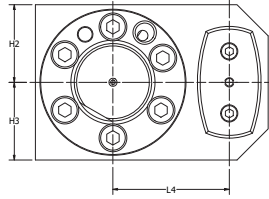
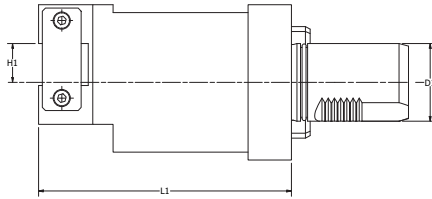
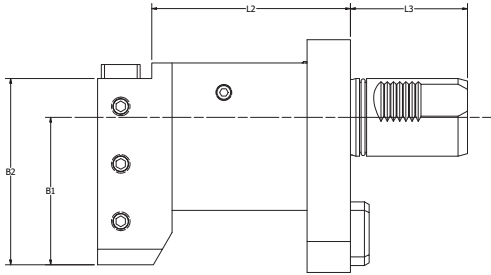
PART NUMBER	D1	B1	B2	B3	L1	L2	H1	H2	H3	MAZAK NUMBER
MP31.5025	50	1.000	50	50	150	75	65	75	118	53488006101
MP31.5025M	50	25mm	50	50	150	75	65	75	118	53488001101

## MAZAK VDI HOLDERS MP50 REVERSE OD TURNING HOLDER




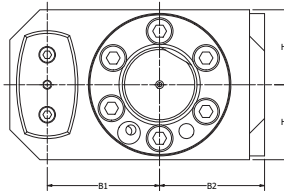
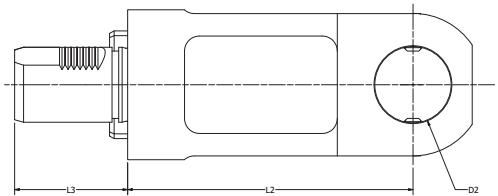
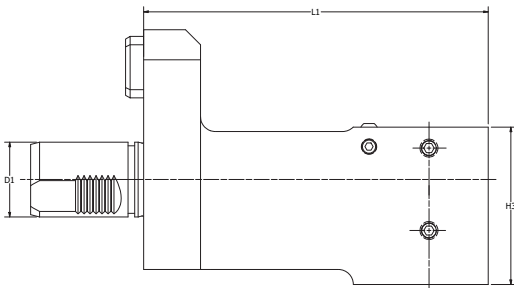
PART NUMBER	D1	B1	B2	B3	L1	L2	H1	H2	H3	MAZAK NUMBER
MP32.5025	50	1.000	50	50	150	75	65	75	118	53488001001
MP32.5025M	50	25mm	50	50	150	75	65	75	118	53488006001

## MAZAK VDI HOLDERS MP50 OD FACING HOLDER



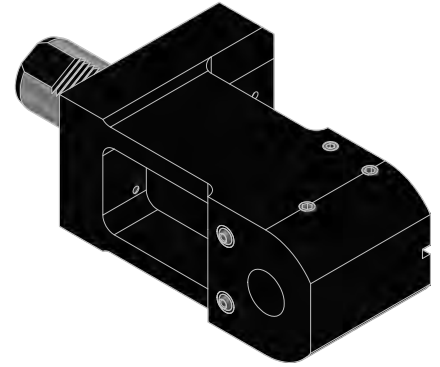
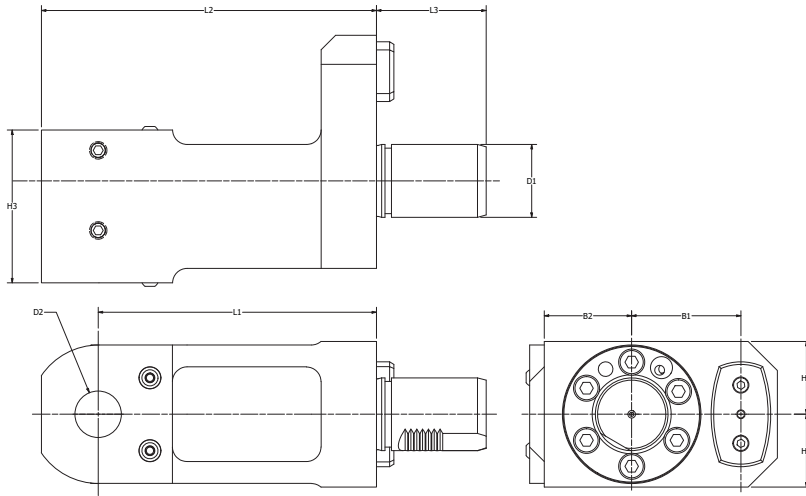
PART NUMBER	D1	B1	B2	L1	L2	L3	L4	H1	H2	H3	MAZAK NUMBER
MP21.5025	50	95	120	163	128	75	75	1.000	50	50	53488006401
MP21.5025M	50	95	120	163	128	75	75	25mm	50	50	53488001401

## MAZAK VDI HOLDERS MP50 BORING BAR HOLDER




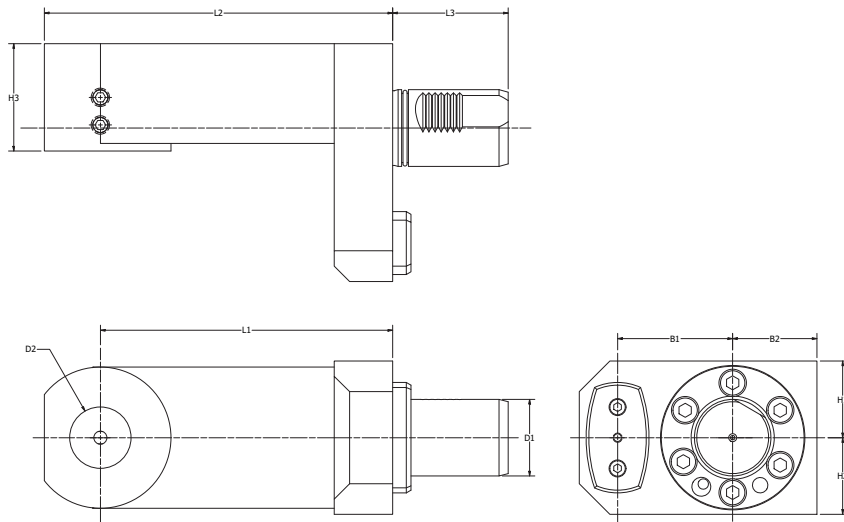
PART NUMBER	D1	D2	B1	B2	L1	L2	L3	H1	H2	H3	MAZAK NUMBER
MP51.5050	50	2.000	75	70	230	191	75	50	50	105	53488006201
MP51.5050M	50	50mm	75	70	230	191	75	50	50	105	53488001201

## MAZAK VDI HOLDERS MP50 MAIN+SUB SPINDLE BORING BAR HOLDER



PART NUMBER	D1	D2	B1	B2	L1	L2	L3	H1	H2	H3	MAZAK NUMBER
MP91.5032	50	1 1/4	75	70	191	230	75	50	50	105	53488006301
MP91.5032M	50	32mm	75	70	191	230	75	50	50	105	53488001301

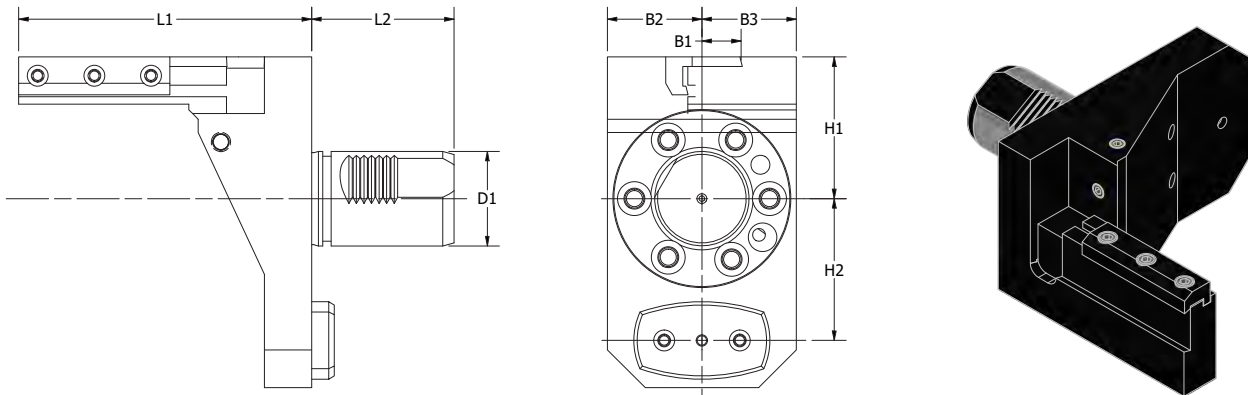
## MAZAK VDI HOLDERS MP50 U-DRILL HOLDER



PART NUMBER	D1	D2	B1	B2	L1	L2	L3	H1	H2	H3	MAZAK NUMBER
MP53.5040	50	1 1/2	75	55	190	228	75	50	50	70	53488001001
MP53.5040M	50	40mm	75	55	190	228	75	50	50	70	53488001801

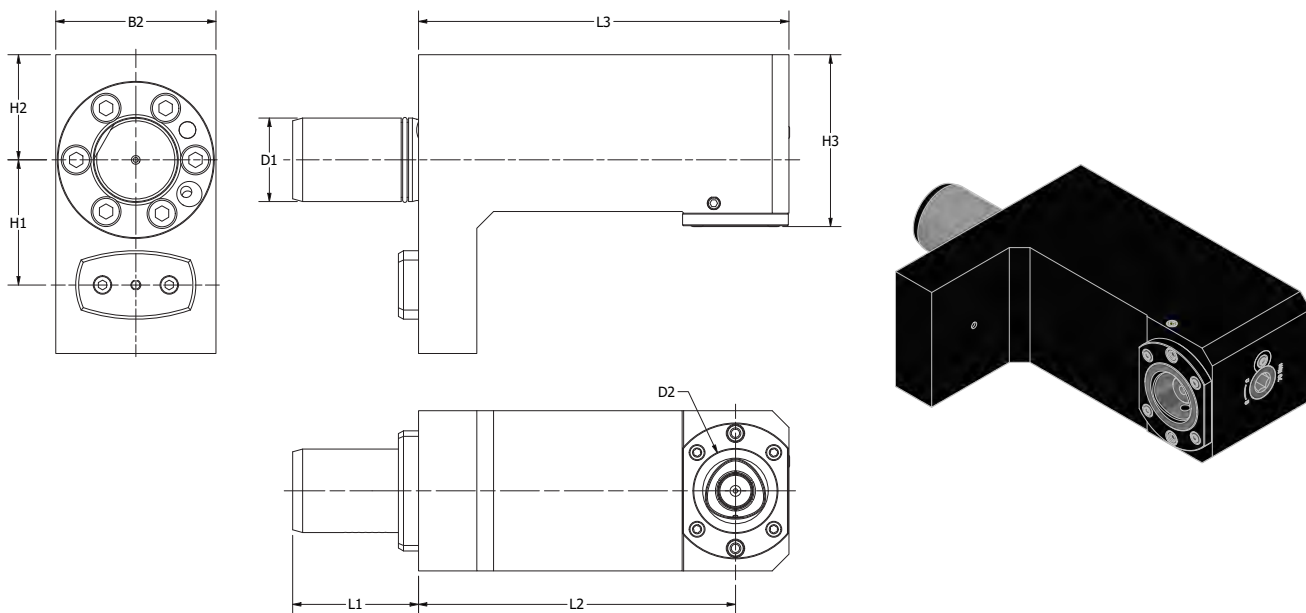


# MAZAK VDI HOLDERS MP50 **CUT OFF BLADE HOLDER**



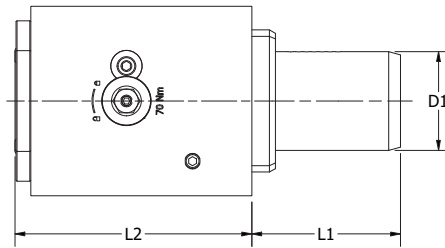
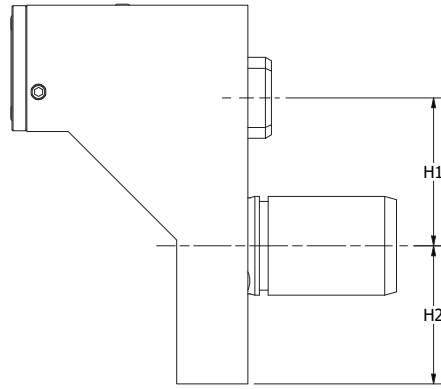
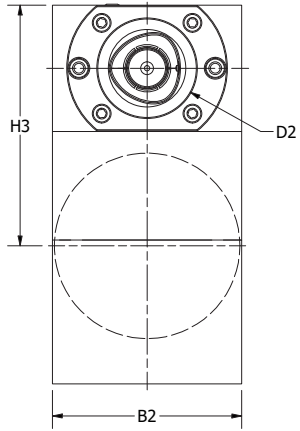
PART NUMBER	D1	B1	B2	B3	L1	L2	H1	H2	MAZAK NUMBER
MP45.5020	50	3/4	50	50	155	75	65	75	53488001001
MP45.5020M	50	20mm	50	50	155	75	65	75	53488001601

# MAZAK VDI HOLDERS MP50 **CAPTO ID HOLDER**



PART NUMBER	D1	D2 (TOOL CLAMPING)	B1	B2	L1	L2	L3	H1	H2	H3
MP50.C5ID	50	C5	0	96	75	190	222	75	63	103

# MAZAK VDI HOLDERS MP50 CAPTO OD HOLDER



PART NUMBER	D1	D2 (TOOL CLAMPING)	B1	B2	L1	L2	H1	H2	H3
MP50.C5OD	50	C5	0	96	75	120	75	70	122

# MAZAK VDI HOLDERS HQ40

## MP7/HQ40 COMPATIBLE MACHINES

Hyper Quadrex 200, 250 MS/MSY (12 Station turret)

Multiplex 620, 6200Y, 6250 (12 Station turret)

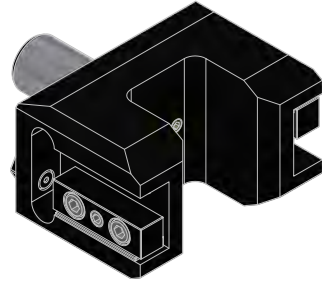
Multiplex W-200 Y (12 Station turret)



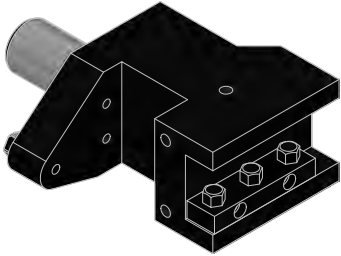
**FORWARD OD TURNING HOLDER** .....pg 366



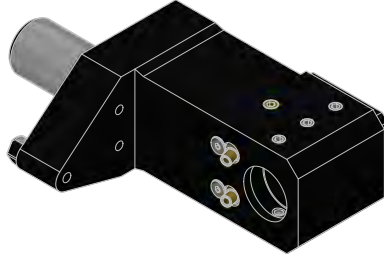
**REVERSE OD TURNING HOLDER** .....pg 366




**DOUBLE OD TURNING HOLDER** .....pg 367



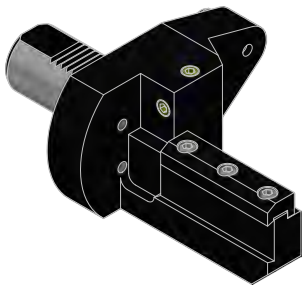
**OD FACING HOLDER** .....pg 367



**BORING BAR HOLDER** .....pg 368

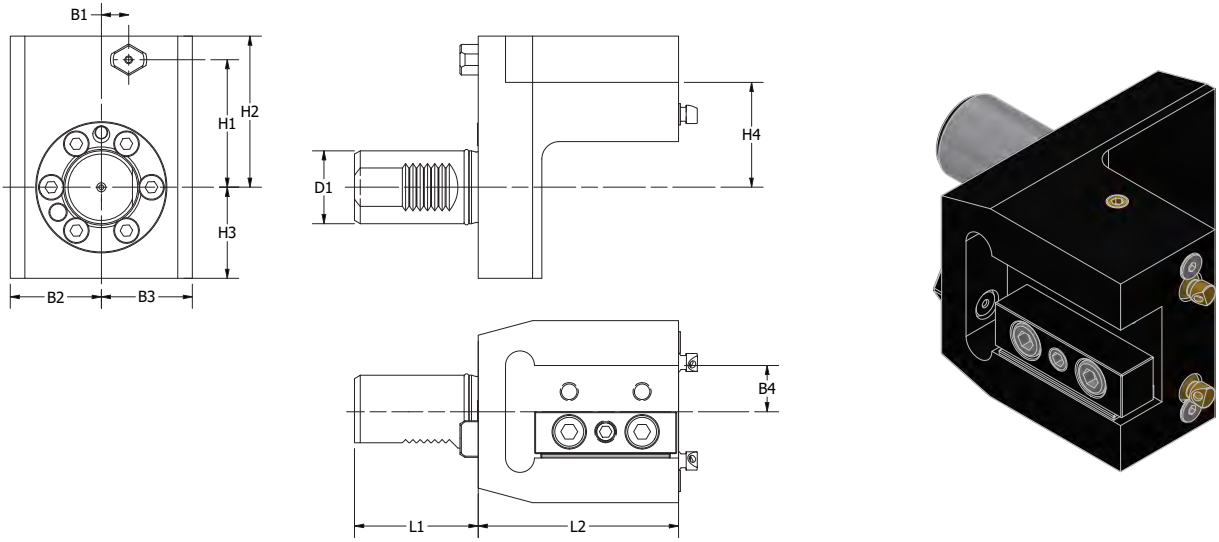


**U-DRILL HOLDER** .....pg 368



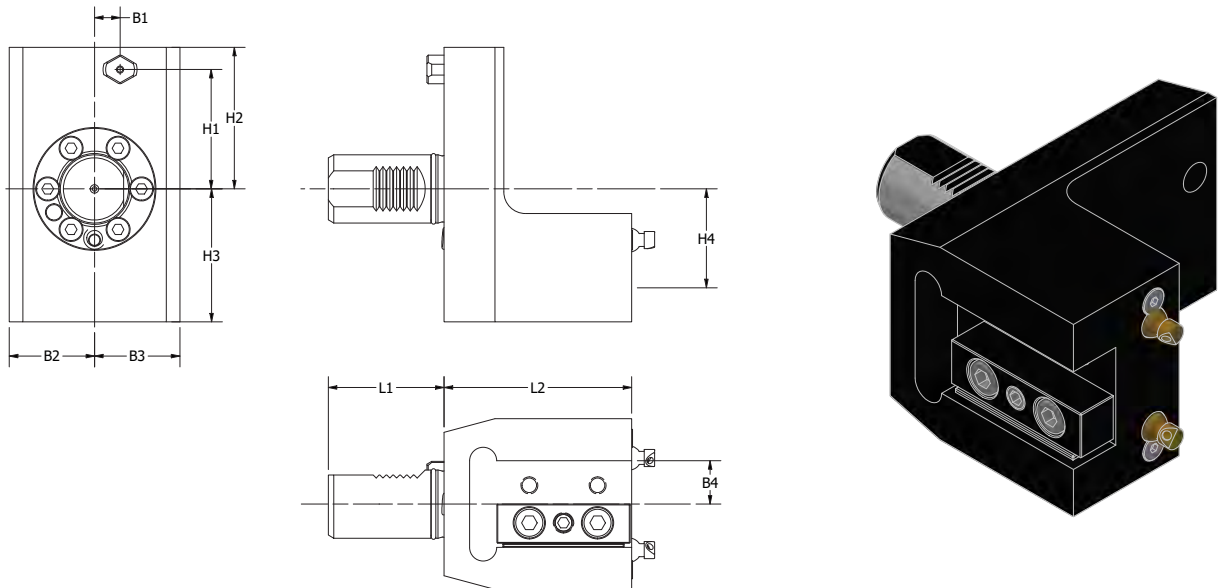
**CUT OFF BLADE HOLDER** .....pg 369

# MAZAK VDI HOLDERS HQ40 FORWARD OD TURNING HOLDER



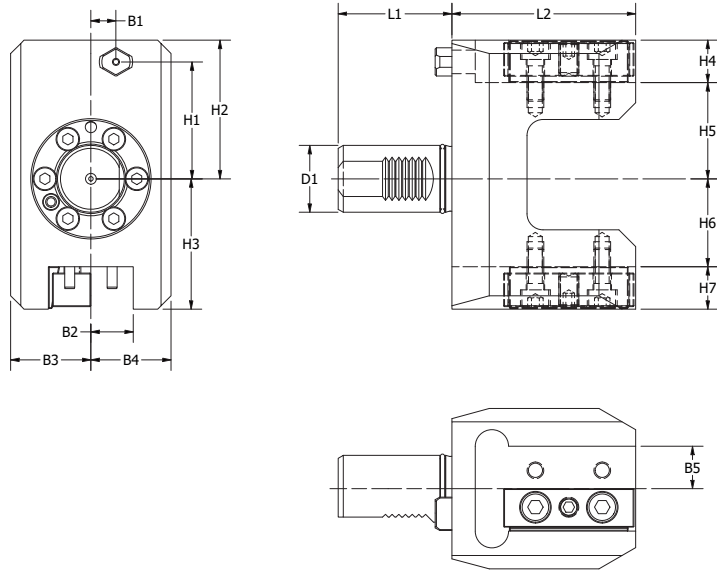
PART NUMBER	D1	B1	B2	B3	B4	L1	L2	H1	H2	H3	H4	MAZAK NUMBER
HQ31.4025	40	15	50	50	1.000	68	110	70	83	50	58	53478005200
HQ31.4025M	40	15	50	50	25mm	68	110	70	83	50	58	53478000200

# MAZAK VDI HOLDERS HQ40 REVERSE OD TURNING HOLDER



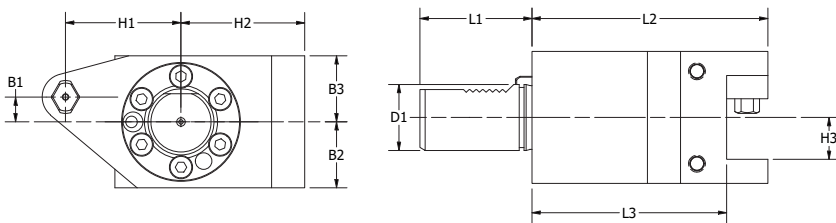
PART NUMBER	D1	B1	B2	B3	B4	L1	L2	H1	H2	H3	H4	MAZAK NUMBER
HQ32.4025	40	15	50	50	1.000	68	110	70	83	78	58	53478005100
HQ32.4025M	40	15	50	50	25mm	68	110	70	83	78	58	53478000100

# MAZAK VDI HOLDERS HQ40 **DOUBLE OD TURNING HOLDER**



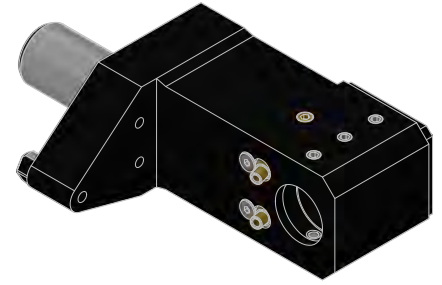
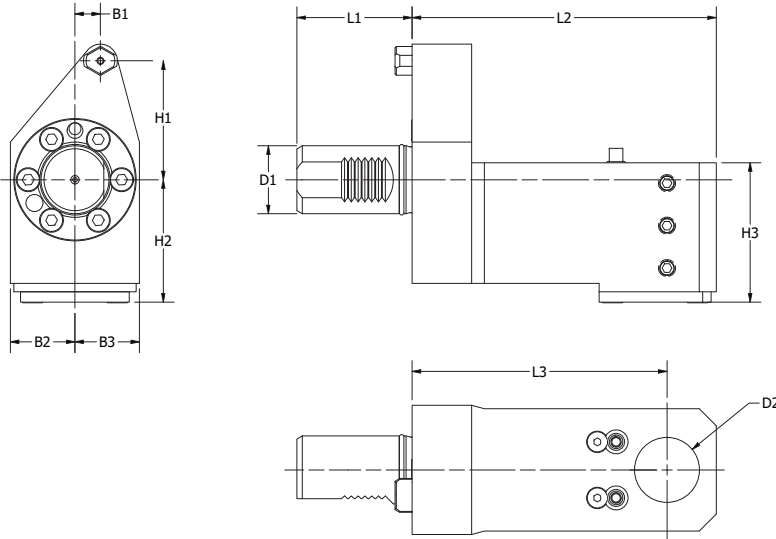
PART NUMBER	D1	B1	B2	B3	B4	B5	L1	L2	H1	H2	H3	H4	H5	H6	H7	MAZAK NUMBER
HQ41.4025	40	15	25	48	48	1.000	68	110	70	83	78	25	58	53	25	53478005900
HQ41.4025M	40	15	25	48	48	25mm	68	110	70	83	78	25	58	53	25	53478005901

# MAZAK VDI HOLDERS HQ40 **OD FACING HOLDER**




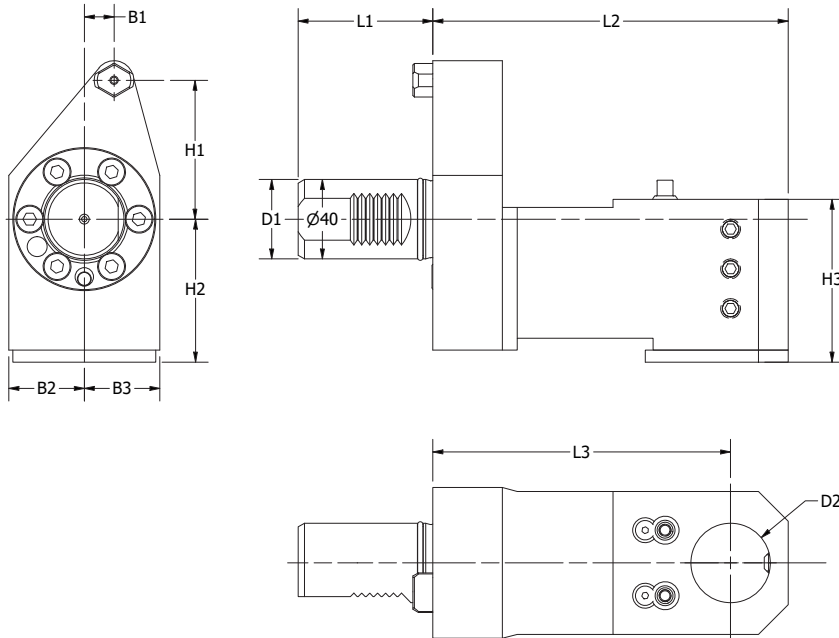
PART NUMBER	D1	B1	B2	B3	L1	L2	L3	H1	H2	H3	MAZAK NUMBER
HQ21.4025	40	15	40	40	68	143	118	70	75	1.000	53478005500
HQ21.4025M	40	15	40	40	68	143	118	70	75	25mm	53478000500

# MAZAK VDI HOLDERS HQ40 **BORING BAR HOLDER**



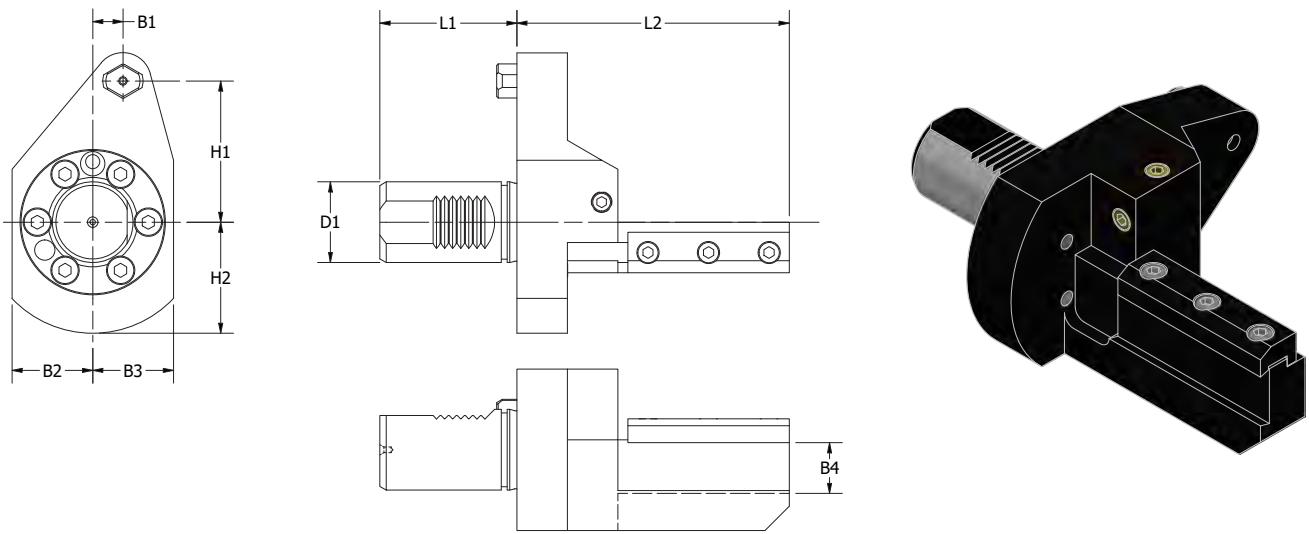
PART NUMBER	D1	D2	B1	B2	B3	L1	L2	L3	H1	H2	H3	MAZAK NUMBER
HQ51.4040	40	1 1/2	15	38	38	68	179	150	70	72	82	53478005300
HQ51.4040M	40	40mm	15	38	38	68	179	150	70	72	82	53178002100

# MAZAK VDI HOLDERS HQ40 **U-DRILL HOLDER**



PART NUMBER	D1	D2	B1	B2	B3	L1	L2	L3	H1	H2	H3	MAZAK NUMBER
HQ53.4040	40	1 1/2	15	38	38	68	179	150	70	72	80	53178000200
HQ53.4040M	40	40mm	15	38	38	68	179	150	70	72	80	53178002200

# MAZAK VDI HOLDERS HQ40 **CUT OFF** **BLADE HOLDER**



PART NUMBER	D1	B1	B2	B3	B4	L1	L2	H1	H2	MAZAK NUMBER
HQ45.4025	40	15	40	40	1.000	68	135	70	55	54378001900
HQ45.4025M	40	15	40	40	25mm	68	135	70	55	53478000900

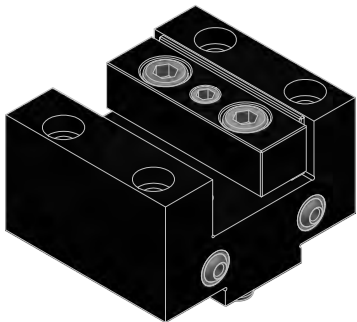
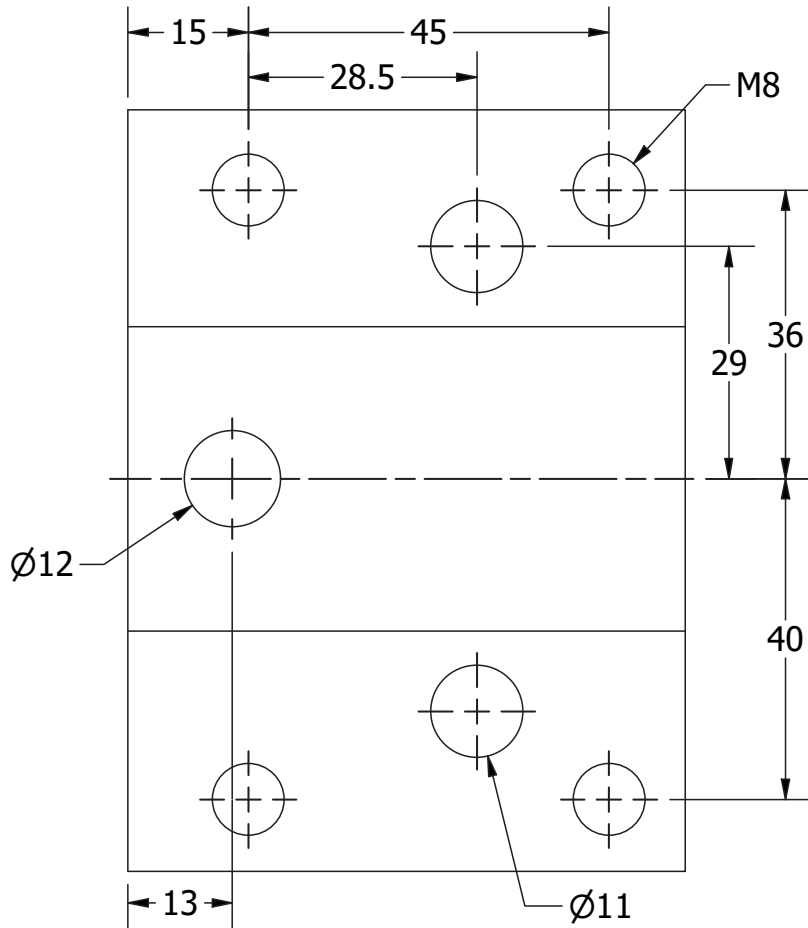
# MAZAK BOLT-ON HOLDERS NEX100

## MP7/HQ40 COMPATIBLE MACHINES


Nexus 100,150

QT150

QT8



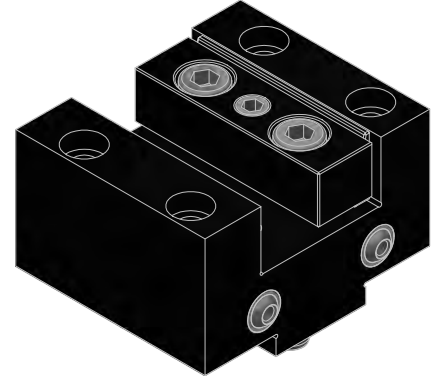
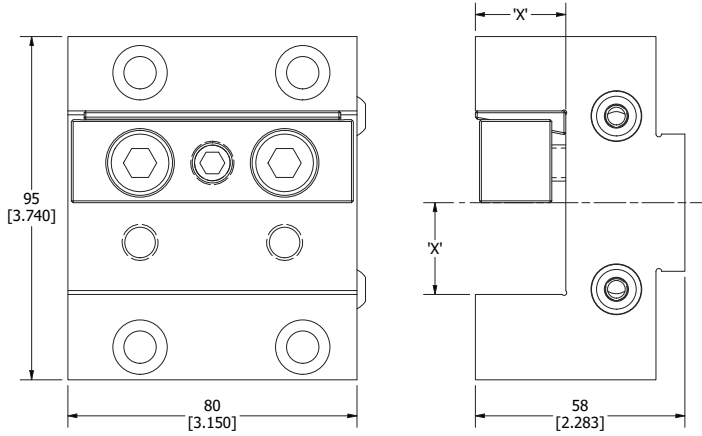
**OD FACING HOLDER** .....pg 372



**BORING BAR HOLDER** .....pg 372

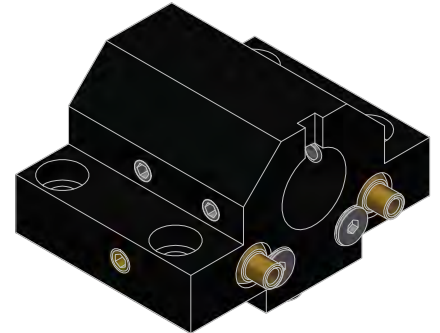
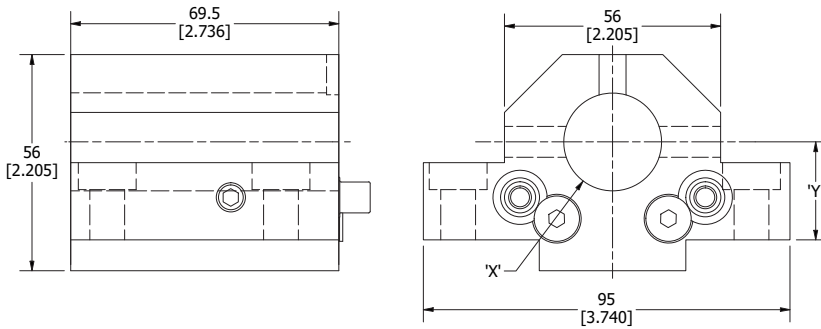


# MAZAK BOLT-ON HOLDERS NEX100 OD FACING HOLDER HOLDER



PART NUMBER	DIMENSION 'X'
NEX100-8411	1.000
NEX100-8411M	25mm

# MAZAK BOLT-ON HOLDERS NEX100 BORING BAR HOLDER


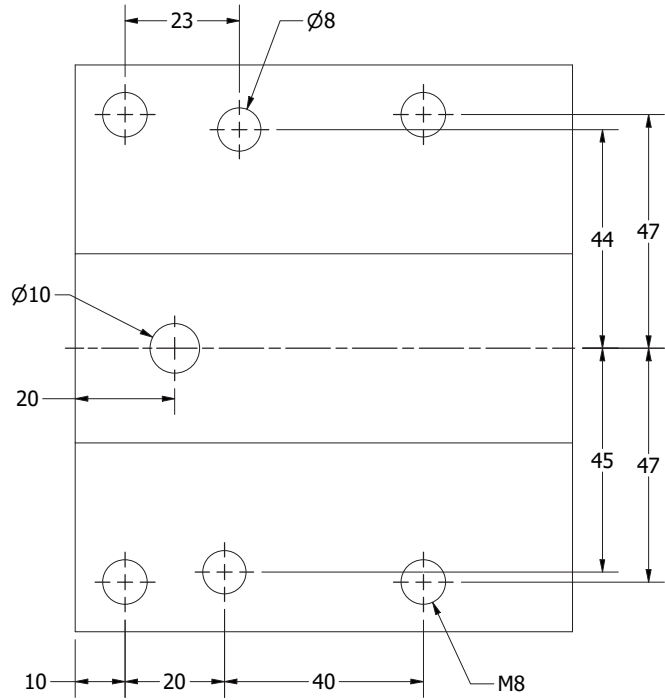


PART NUMBER	DIMENSION 'X'	DIMENSION 'Y'
NEX100-8425	1.000	1.000
NEX100-8432	1.250	1.125
NEX100-8435	1.500	1.125
NEX100-8425M	25mm	25mm
NEX100-8432M	32mm	28.5mm
NEX100-8435M	40mm	28.5mm


# MAZAK BOLT-ON HOLDERS NEX350

## MP7/HQ40 COMPATIBLE MACHINES

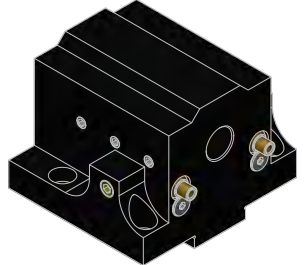
- Dual Turn 20
- Megaturn Nexus 900
- Megaturn Smart 500, 600
- QT 250
- QT/QTS 300, 350
- QTN 200, 250, 300, 350
- Super Quick Turn 200, 250, 300



**OD TURNING HOLDER** .....pg 374




**OD FACING HOLDER** .....pg 374



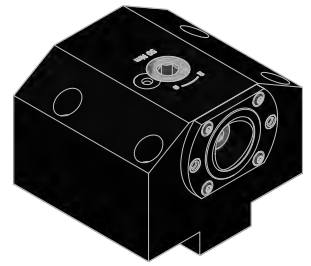
**BORING BAR HOLDER** .....pg 375



**SPLIT ID HOLDER** .....pg 376



**DOUBLE ID HOLDER** .....pg 376


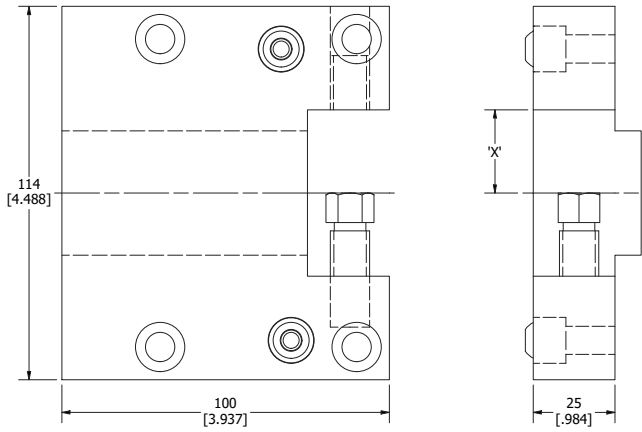


**CAPTO ID HOLDER** .....pg 377




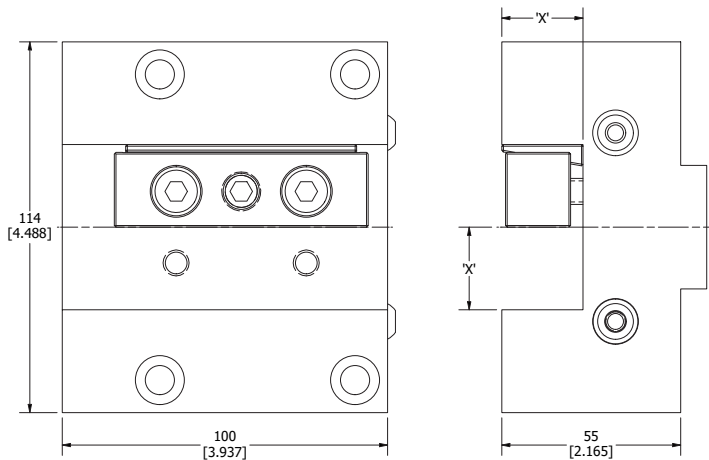
**CAPTO OD HOLDER** .....pg 377

# MAZAK BOLT-ON HOLDERS NEX350 OD TURNING HOLDER



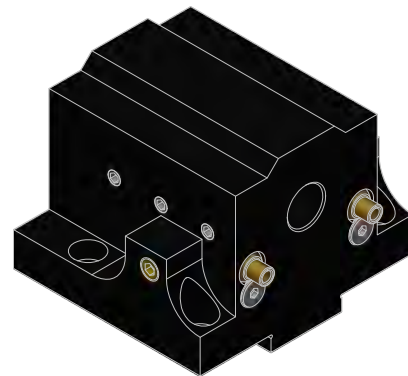
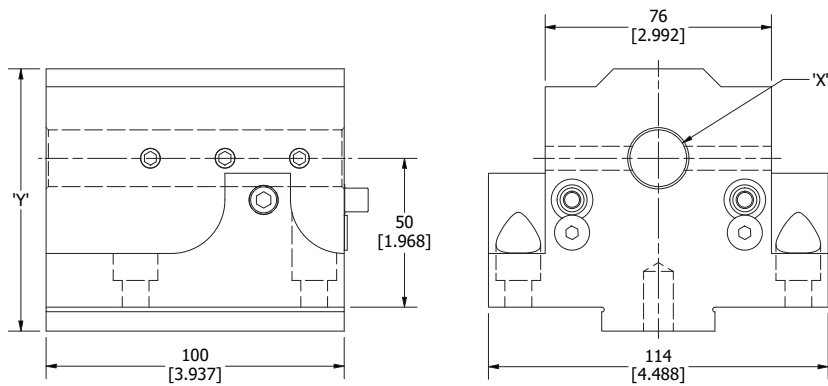
PART NUMBER	DIMENSION 'X'
NEX350-8311	1.000
NEX350-8311M	25mm

# MAZAK BOLT-ON HOLDERS NEX350 OD FACING HOLDER



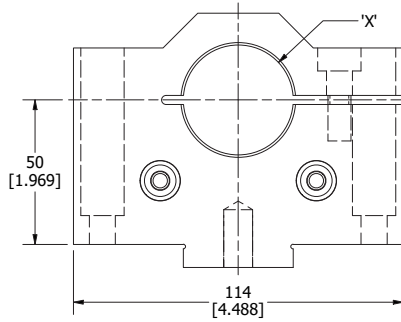
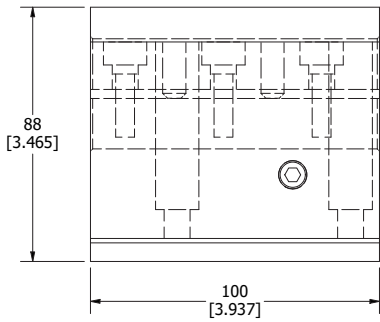
PART NUMBER	DIMENSION 'X'
NEX350-8411	1.000
NEX350-8411M	25mm

# MAZAK BOLT-ON HOLDERS NEX350 BORING BAR HOLDER




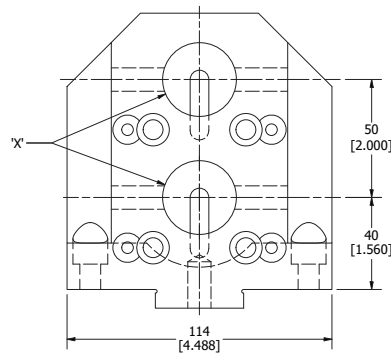
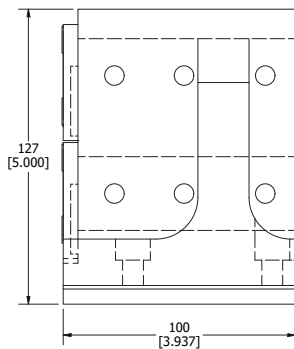
PART NUMBER	DIMENSION 'X'	DIMENSION 'Y'
NEX350-8420	3/4	3.465
NEX350-8425	1.000	3.465
NEX350-8432	1 1/4	3.465
NEX350-8435	1 1/2	3.465
NEX350-8445	1 3/4	3.622
NEX350-8436	2.000	3.622
NEX350-8437	2 1/2	3.937
NEX350-8475	3.000	4.134
NEX350-8420M	20mm	88mm
NEX350-8425M	25mm	88mm
NEX350-8432M	32mm	88mm
NEX350-8435M	40mm	88mm
NEX350-8445M	45mm	92mm
NEX350-8436M	50mm	92mm
NEX350-8437M	65mm	100mm
NEX350.8480 M	75mm	105mm

# MAZAK BOLT-ON HOLDERS NEX350 SPLIT ID HOLDER



PART NUMBER	DIMENSION 'X'	DIMENSION 'Y'
NEX350-8420 SPT	3/4	3.465
NEX350-8425 SPT	1.000	3.465
NEX350-8432 SPT	1 1/4	3.465
NEX350-8435 SPT	1 1/2	3.465
NEX350-8436 SPT	2.000	3.622
NEX350-8437 SPT	2 1/2	3.937
NEX350-8420M SPT	20mm	88mm
NEX350-8425M SPT	25mm	88mm
NEX350-8432M SPT	32mm	88mm
NEX350-8435M SPT	40mm	88mm
NEX350-8436M SPT	50mm	92mm
NEX350-8437M SPT	65mm	100mm

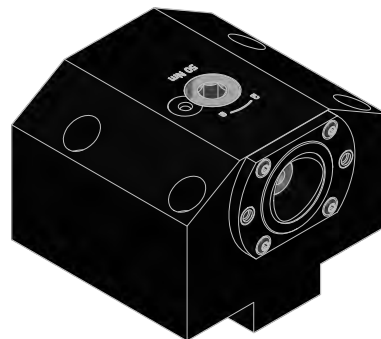
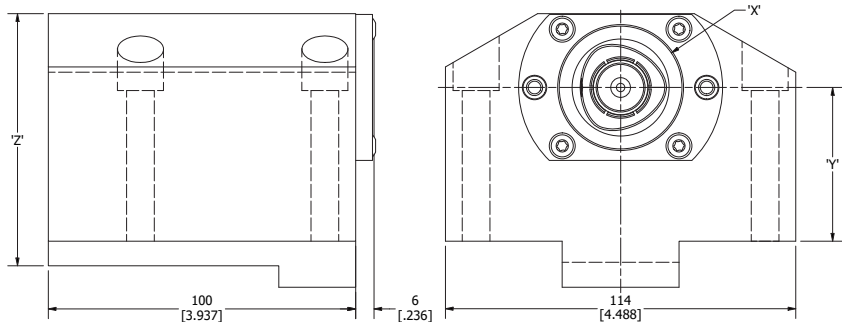
# MAZAK BOLT-ON HOLDERS NEX350 DOUBLE ID HOLDER



PART NUMBER	DIMENSION 'X'
NEX350-8420 DBL	3/4
NEX350-8425 DBL	1.000
NEX350-8432 DBL	1 1/4
NEX350-8435 DBL	1 1/2
NEX350-8420M DBL	20mm
NEX350-8425M DBL	25mm
NEX350-8432M DBL	32mm
NEX350-8435M DBL	40mm

# MAZAK BOLT-ON HOLDERS NEX350


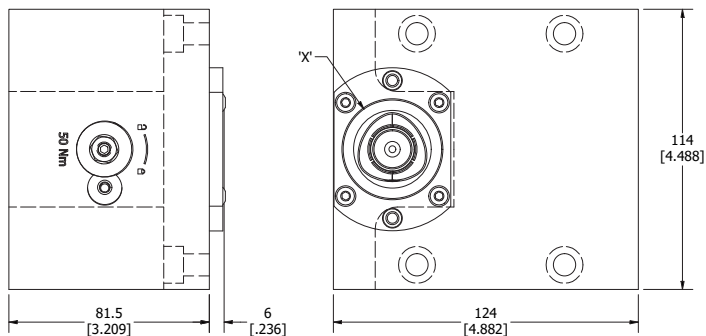
## CAPTO ID HOLDER



PART NUMBER	DIMENSION 'X'	DIMENSION 'Y'	DIMENSION 'Z'
NEX350-C4ID	C4	50.0	82.0
NEX350-C5ID	C5	47.0	87.0

# MAZAK BOLT-ON HOLDERS NEX350

## CAPTO OD HOLDER



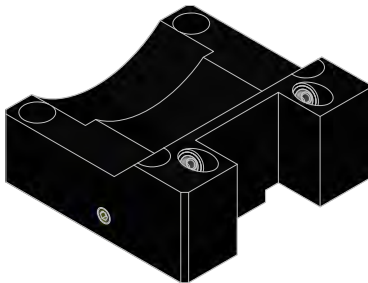
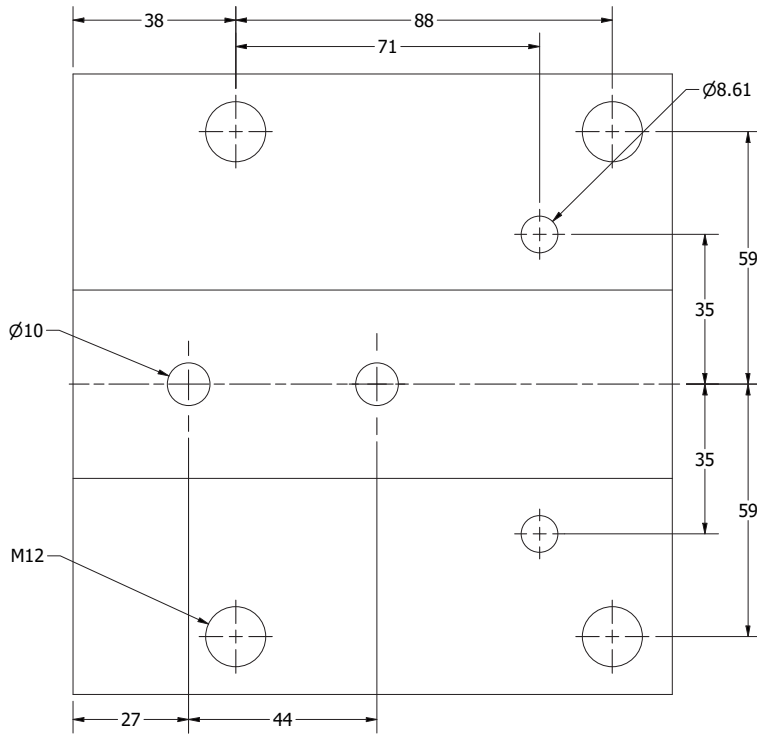
PART NUMBER	DIMENSION 'X'
NEX350-C4OD	C4

# MAZAK BOLT-ON HOLDERS NEX450

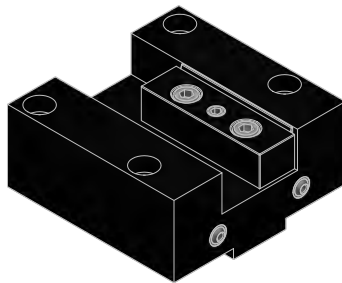
## MP7/HQ40 COMPATIBLE MACHINES

Megaturn Nexus 900


QTN 400, 450



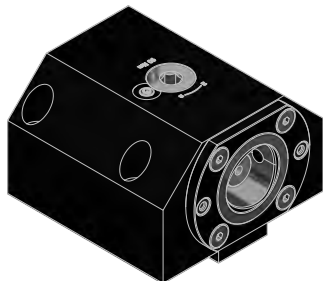
**OD TURNING HOLDER** .....pg 380



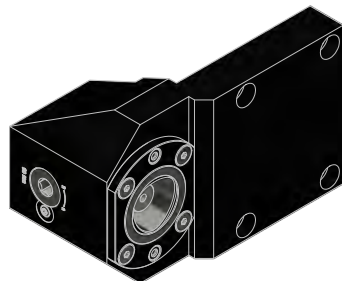
**OD FACING HOLDER** .....pg 380



**BORING BAR HOLDER** .....pg 381

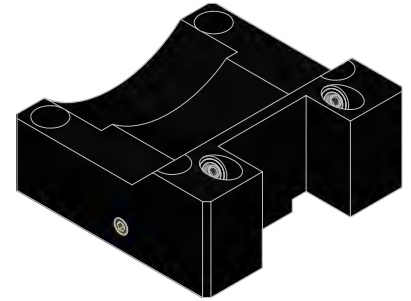
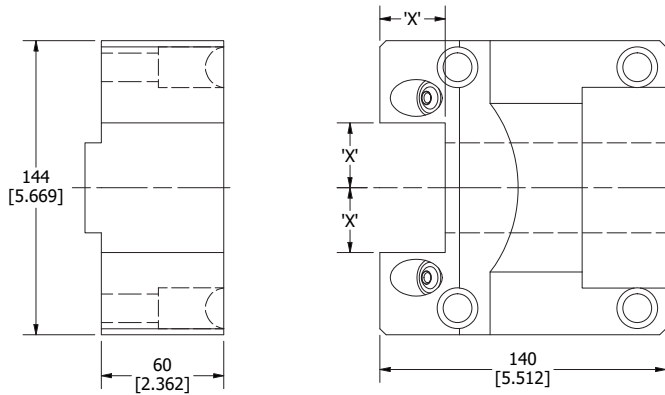


**CAPTO ID HOLDER** .....pg 381



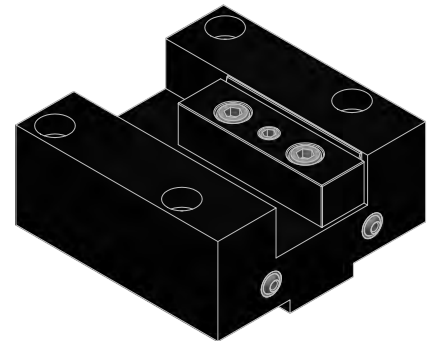
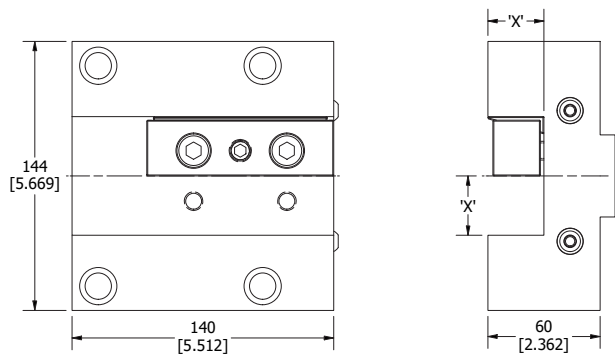
**CAPTO OD HOLDER** .....pg 382

## MAZAK BOLT-ON HOLDERS NEX450 OD TURNING HOLDER



PART NUMBER	DIMENSION 'X'
NEX450-8311B	1 1/4
NEX450-8311MB	32mm


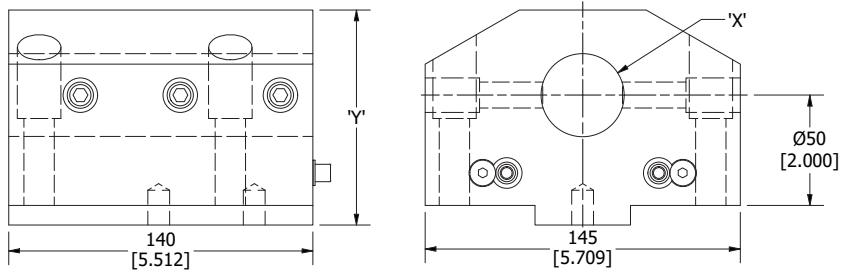
## MAZAK BOLT-ON HOLDERS NEX450 OD FACING HOLDER



PART NUMBER	DIMENSION 'X'
NEX450-8411B	1 1/4
NEX450-8411MB	32mm

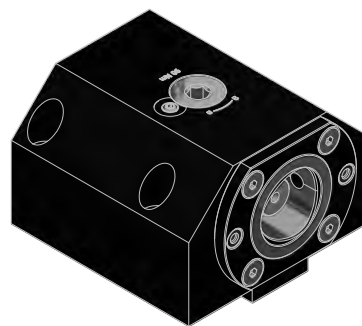
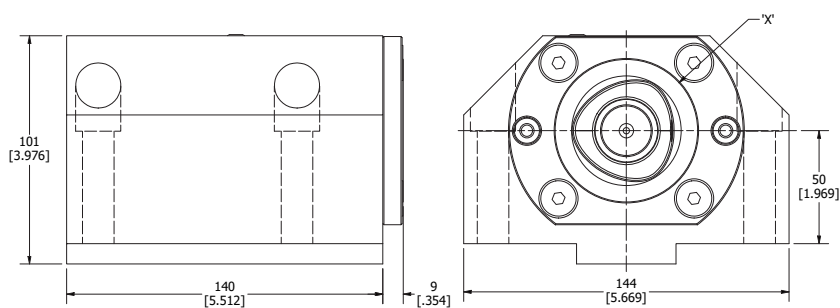


# MAZAK BOLT-ON HOLDERS NEX450 BORING BAR HOLDER



PART NUMBER	DIMENSION 'X'	DIMENSION 'Y'
NEX450-8432	1 1/4	3.898
NEX450-8435	1 1/2	3.898
NEX450-8445	1 3/4	3.898
NEX450-8436	2.000	3.898
NEX450-8437	2 1/2	3.898
NEX450-8475	3.000	4.291
NEX450-8432M	32mm	99mm
NEX450-8435M	40mm	99mm
NEX450-8436M	45mm	99mm
NEX450-8437M	50mm	99mm
NEX450-8445M	65mm	99mm
NEX450-8480M	75mm	109mm

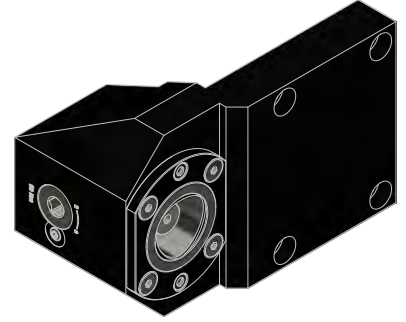
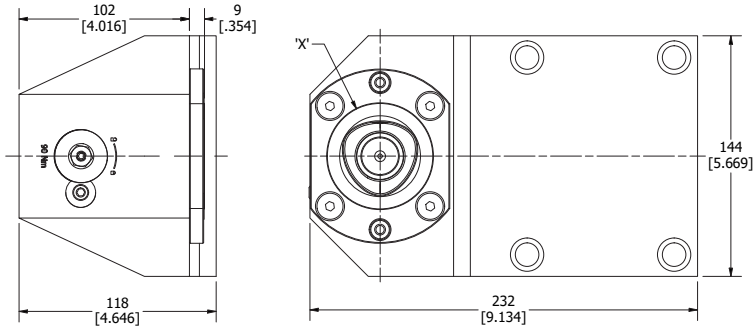
# MAZAK BOLT-ON HOLDERS NEX450 CAPTO ID HOLDER



PART NUMBER	DIMENSION 'X'
NEX450-C6ID	C6

# MAZAK BOLT-ON HOLDERS NEX450

## CAPTO OD HOLDER



PART NUMBER	DIMENSION 'X'
NEX450-C6OD	C6

# MAZAK BOLT-ON HOLDERS SM250

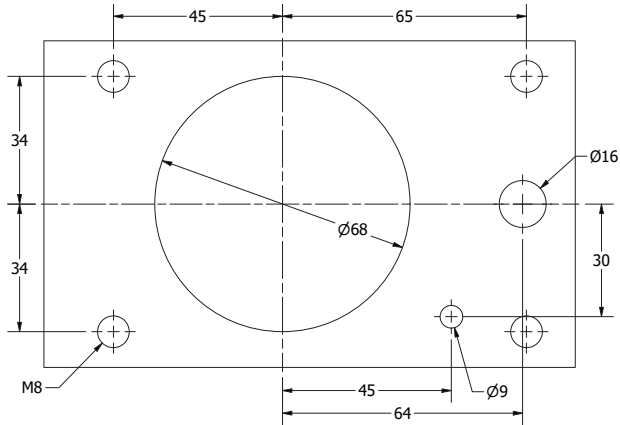
## COMPATIBLE MACHINES

Quick Turn (QT) 200, 250 M/MY/MS/MSY

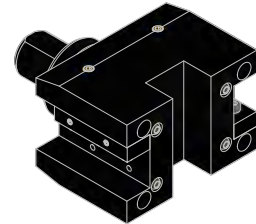
Quick Turn Compact (QTC) 100, 200, 300 M/MY/MS/MSY

Quick Turn Smart (QTS) 100, 150, 200, 250 M/S

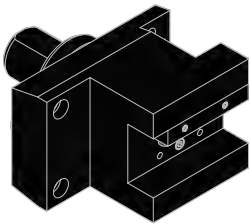
Quick Turn Universal (QTU) 200, 250, 350 MY/MSY



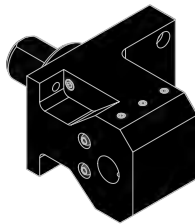
**OD TURNING HOLDER**.....pg 384



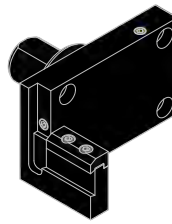
**DOUBLE OD TURNING HOLDER**.....pg 384



**OD FACING HOLDER**.....pg 385



**BORING BAR HOLDER**.....pg 385




**CUT OFF BLADE HOLDER**.....pg 386



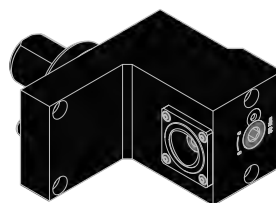
**CAPTO ID HOLDER**.....pg 386



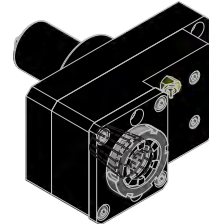
**CAPTO OD HOLDER**.....pg 387



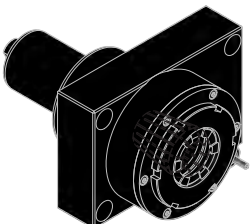
**CAPTO DOUBLE OD HOLDER (Y-AXIS)**.....pg 387




**CAPTO OD HOLDER (SUB-SPINDLE)**.....pg 388




**STRAIGHT OFFSET DRILL-MILLING LIVE TOOL**.....pg 388



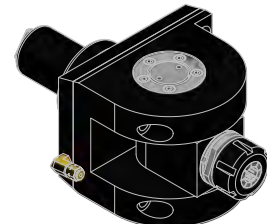
**STRAIGHT DRILL-MILLING LIVE TOOL**.....pg 389



**RIGHT ANGLE DRILL-MILLING LIVE TOOL**.....pg 389

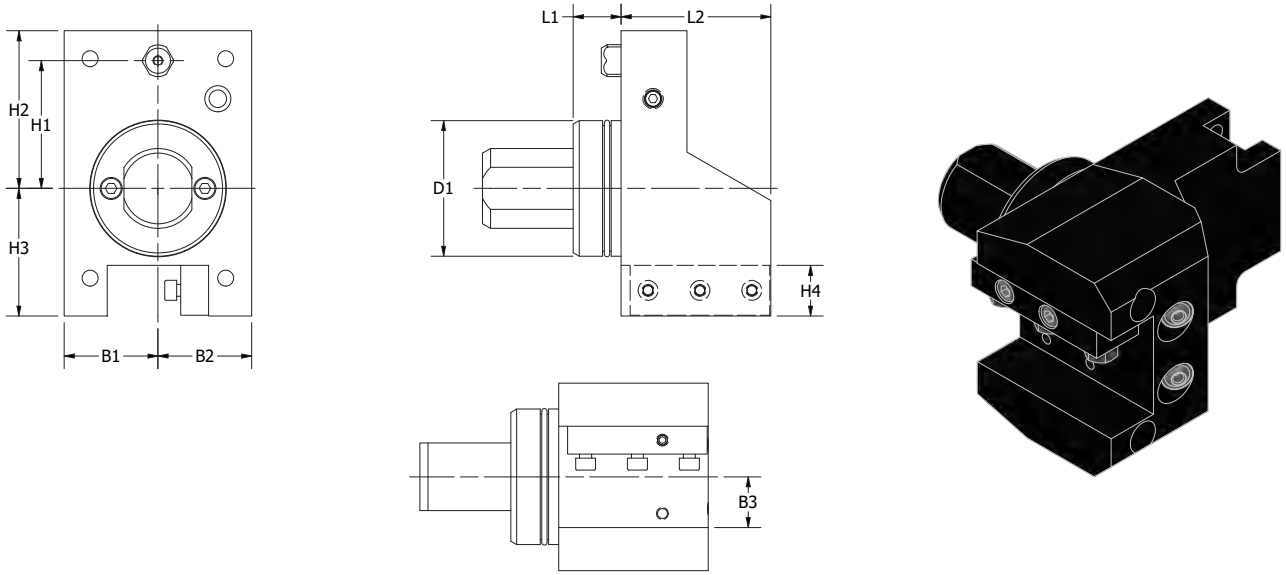


**DOUBLE RIGHT ANGLE DRILL-MILLING LIVE TOOL**.....pg 390



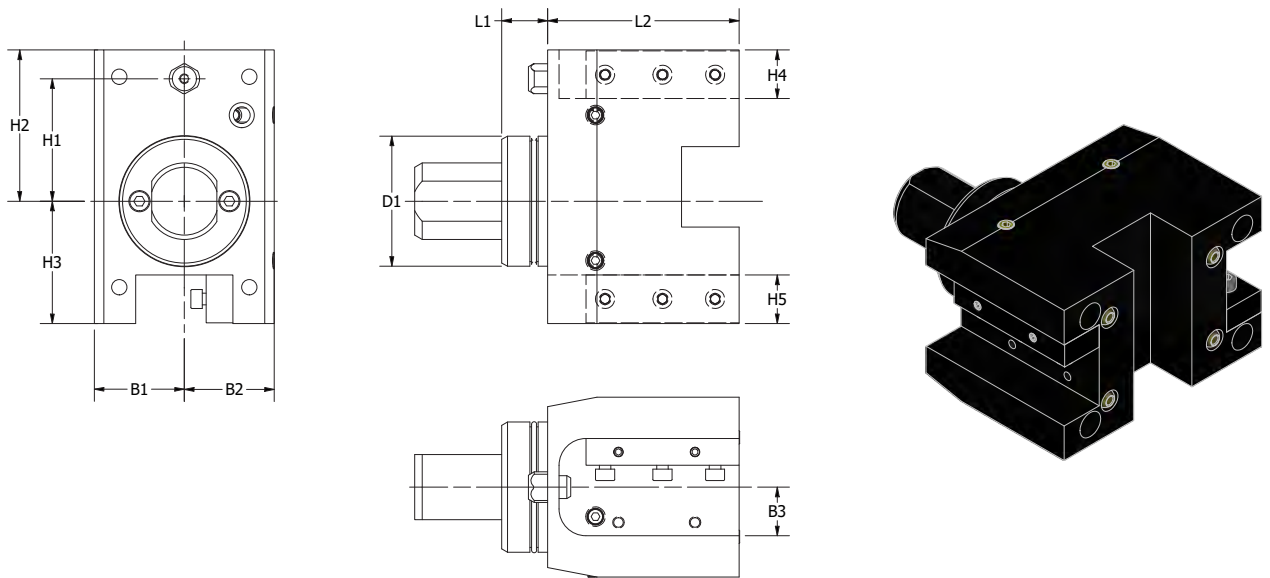
**ADJUSTABLE ANGLE DRILL-MILLING LIVE TOOL**.....pg 390

## MAZAK BOLT-ON HOLDERS SM250 OD TURNING HOLDER



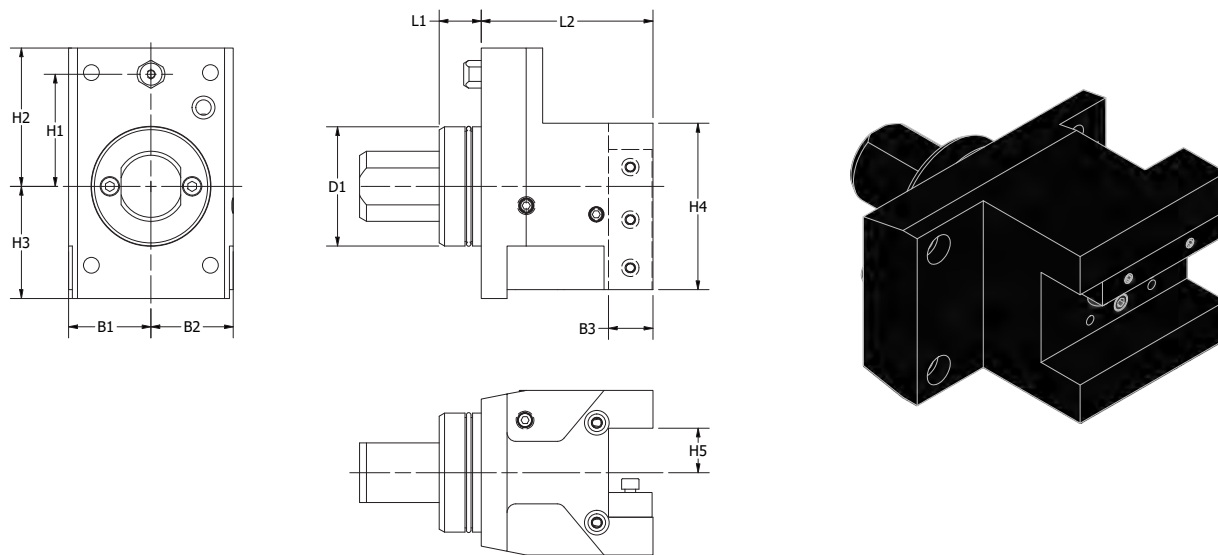
PART NUMBER	D1	B1	B2	B3	L1	L2	H1	H2	H3	H4	MAZAK NUMBER
SM250-8311	68	47	47	1.000	24	75	64	79	64	25	5B078012600
SM250-8311M	68	47	47	25mm	24	75	64	79	64	25	5B078012601

## MAZAK BOLT-ON HOLDERS SM250 **DOUBLE OD** TURNING HOLDER



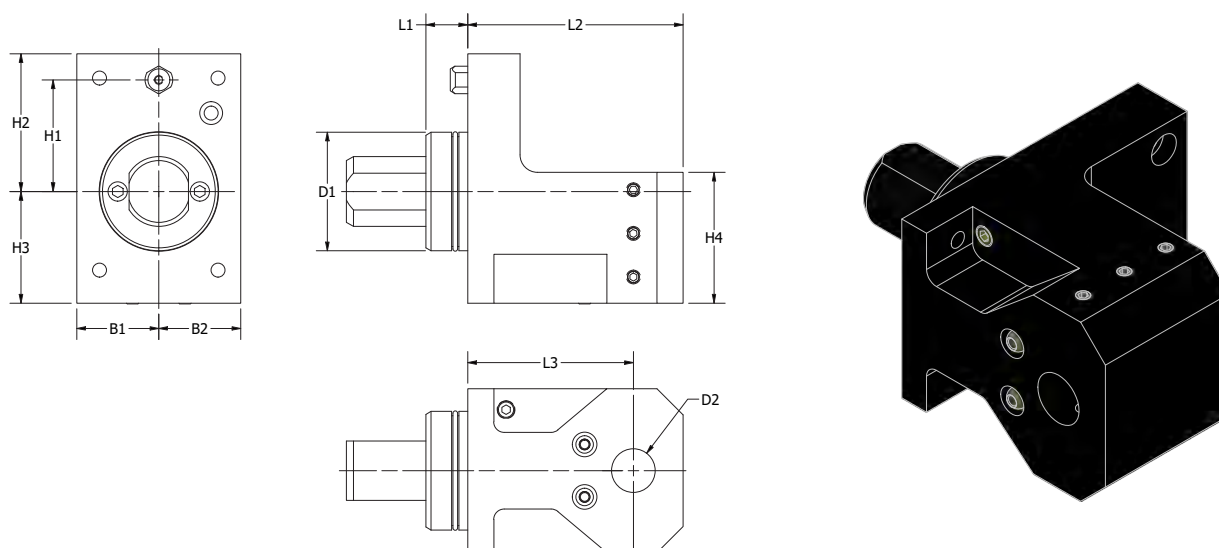
PART NUMBER	D1	B1	B2	B3	L1	L2	H1	H2	H3	H4	H5	MAZAK NUMBER
SM250-8311 DBL	68	47	47	1.000	24	100	64	79	64	25	25	5B628000801
SM250-8311M DBL	68	47	47	25mm	24	100	64	79	64	25	25	5B628000800

# MAZAK BOLT-ON HOLDERS SM250 OD FACING HOLDER



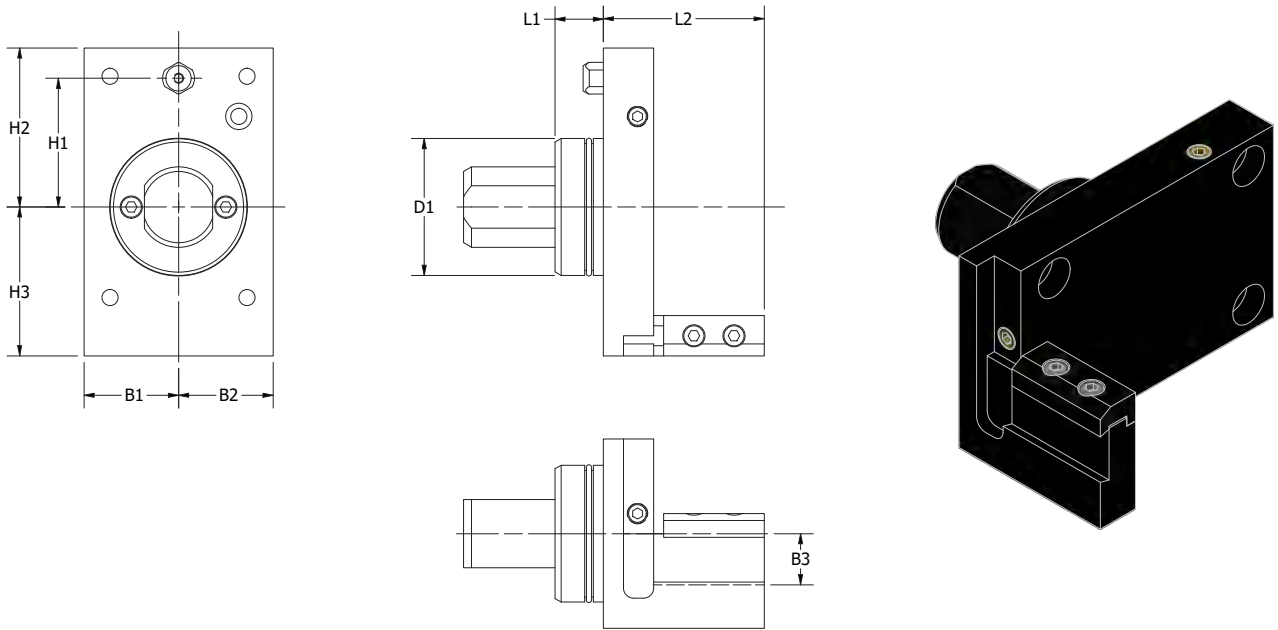
PART NUMBER	D1	B1	B2	B3	L1	L2	H1	H2	H3	H4	H5	MAZAK NUMBER
SM250-8411	68	47	47	25	24	98	64	79	64	95	1.000	5B078012700
SM250-8411M	68	47	47	25	24	98	64	79	64	95	25mm	5B078012701

# MAZAK BOLT-ON HOLDERS SM250 BORING BAR HOLDER



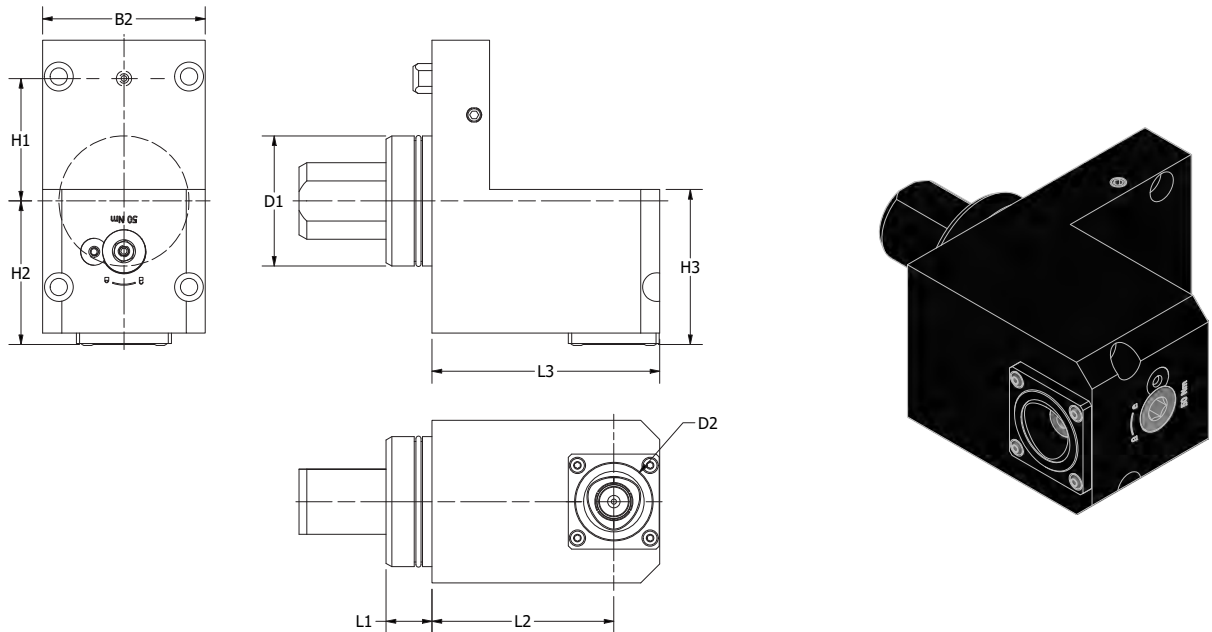
PART NUMBER	D1	D2	B1	B2	L1	L2	L3	H1	H2	H3	H4	MAZAK NUMBER
SM250-8425	68	1.000	47	47	24	123.5	95	64	79	64	75	5B628000900
SM250-8425M	68	1 1/2	47	47	24	123.5	95	64	79	64	75	5B078011802
SM250-8435	68	25mm	47	47	24	123.5	95	64	79	64	75	5B628000901
SM250-8435M	68	40mm	47	47	24	123.5	95	64	79	64	75	5B078011800

## MAZAK BOLT-ON HOLDERS SM250 CUT OFF BLADE HOLDER



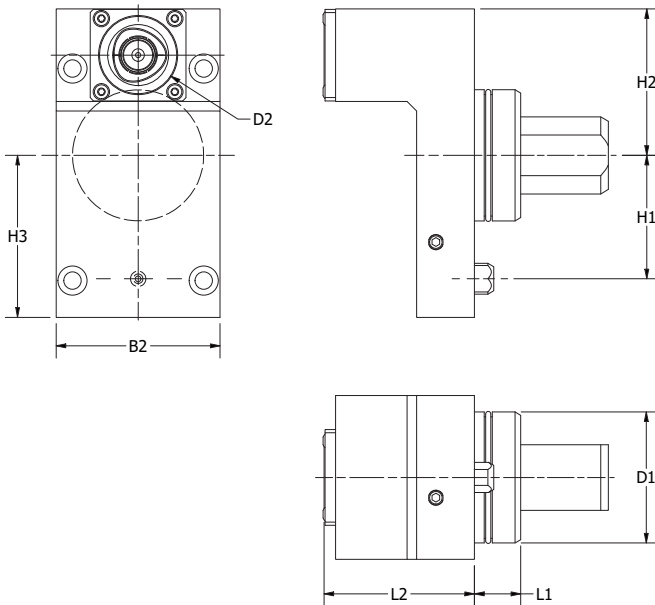
PART NUMBER	D1	B1	B2	B3	L1	L2	H1	H2	H3	MAZAK NUMBER
SM250-4525	68	47	47	1.000	24	80	64	79	74	5B628001101
SM250-4525M	68	47	47	25mm	24	80	64	79	74	5B628000100

## MAZAK BOLT-ON HOLDERS SM250 CAPTO ID HOLDER




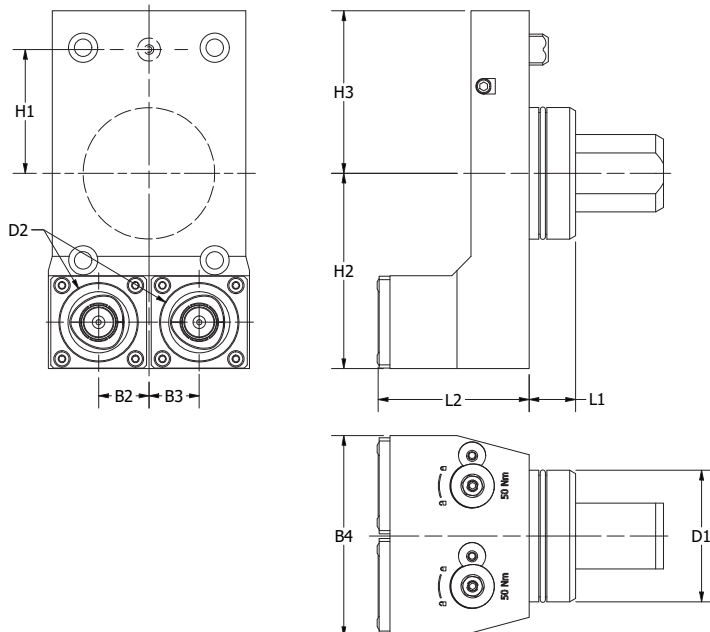
PART NUMBER	D1	D2 (TOOL CLAMPING)	B1	B2	L1	L2	L3	H1	H2	H3
SM250-C4ID	68	C4	0	85	24	95	119	64	75	81

# MAZAK BOLT-ON HOLDERS SM250 CAPTO OD HOLDER



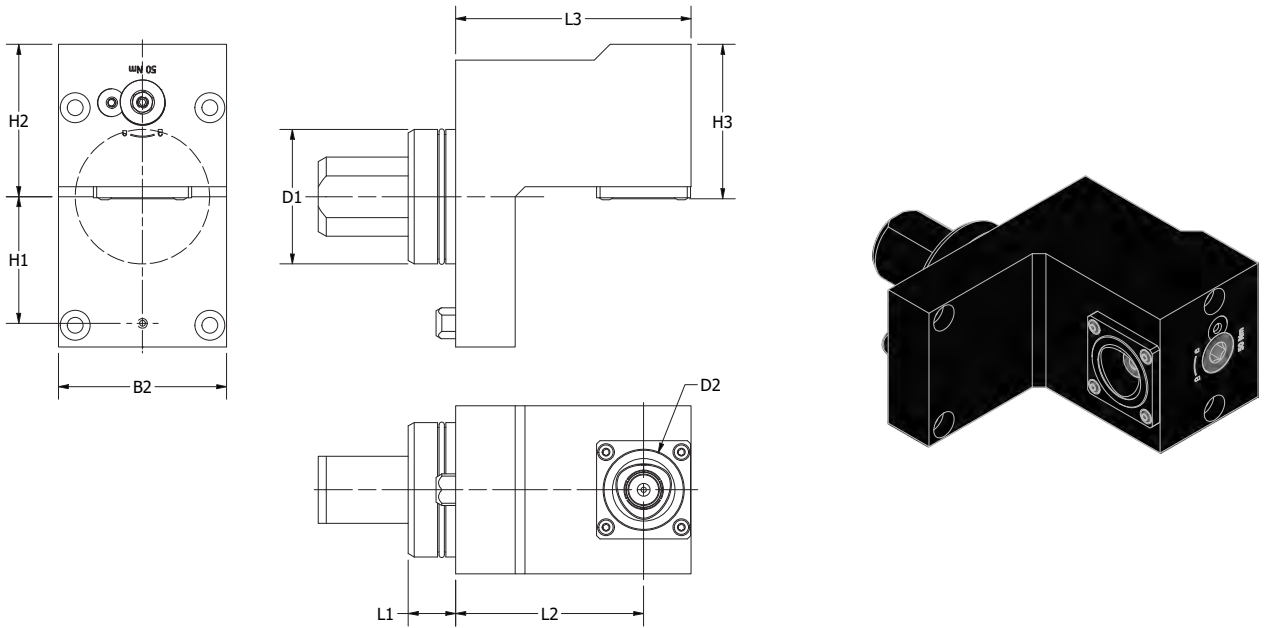
PART NUMBER	D1	D2 (TOOL CLAMPING)	B1	B2	L1	L2	H1	H2	H3
SM250-C4OD	68	C4	0	85	24	78	64	76	84

# MAZAK BOLT-ON HOLDERS SM250 CAPTO DOUBLE OD HOLDER (Y-AXIS)



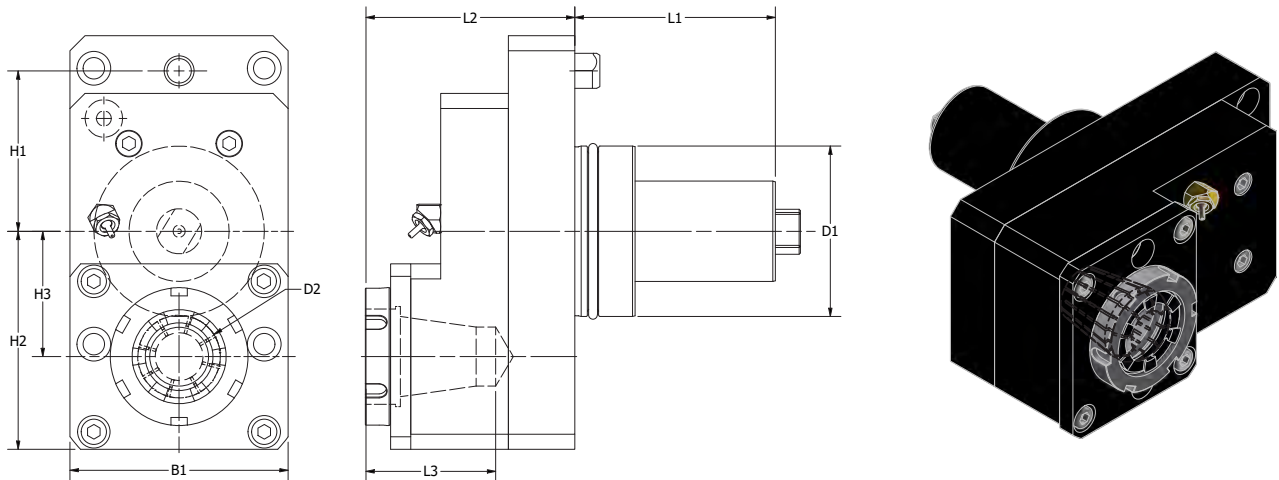
PART NUMBER	D1	D2 (TOOL CLAMPING)	B1	B2	B3	B4	L1	L2	H1	H2	H3
SM250-C4OD DBL-Y	68	C4	0	26	26	104	24	78	64	101	84

# MAZAK BOLT-ON HOLDERS SM250 CAPTO OD HOLDER (SUB-SPINDLE)



PART NUMBER	D1	D2 (TOOL CLAMPING)	B1	B2	L1	L2	L3	H1	H2	H3
SM250-C4OD SS	68	C4	0	85	24	95	119	64	77	78

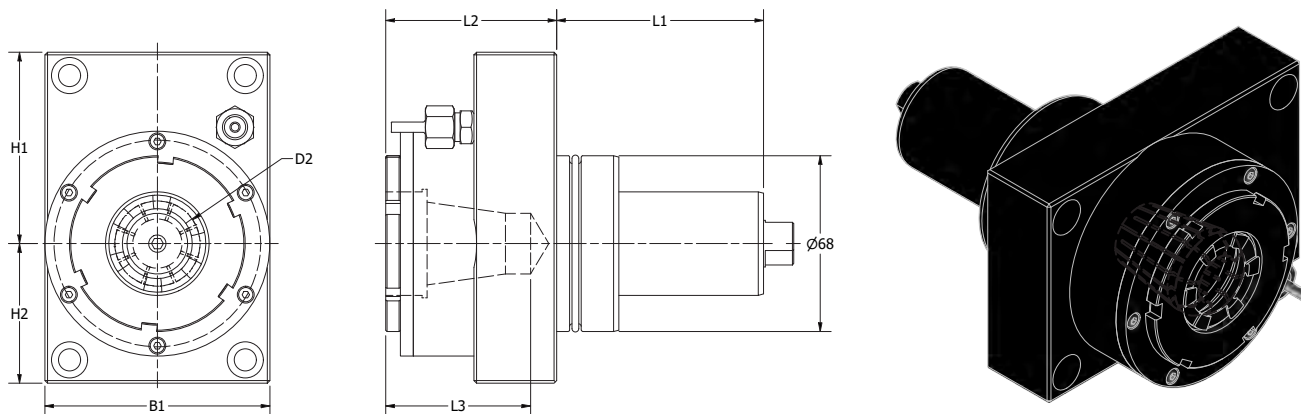
# MAZAK BOLT-ON HOLDERS SM250 STRAIGHT OFFSET DRILL-MILLING LIVE TOOL



PART NUMBER	COOLANT	D1	D2	H1	H2	H3	B1	L1	L2	L3	N2 MAX	N1:N2	NM	KG
SM250S-ER32-SLT-OS	Ext.	68	4-20 ER32	64	87	50	87	80	88	54	10000	1:1	50	7
SM250-ER32-SLT-OS	Ext.	68	4-20 ER32	64	87	50	87	80	88	54	6000	1:1	50	7
SM250-ER32-SLT-OS INT	Int. 50 Bar	68	4-20 ER32	64	87	50	87	80	88	54	6000	1:1	50	7
SM250S-ER32-SLT-OS INT	Int. 50 Bar	68	4-20 ER32	64	87	50	87	80	88	54	10000	1:1	50	7

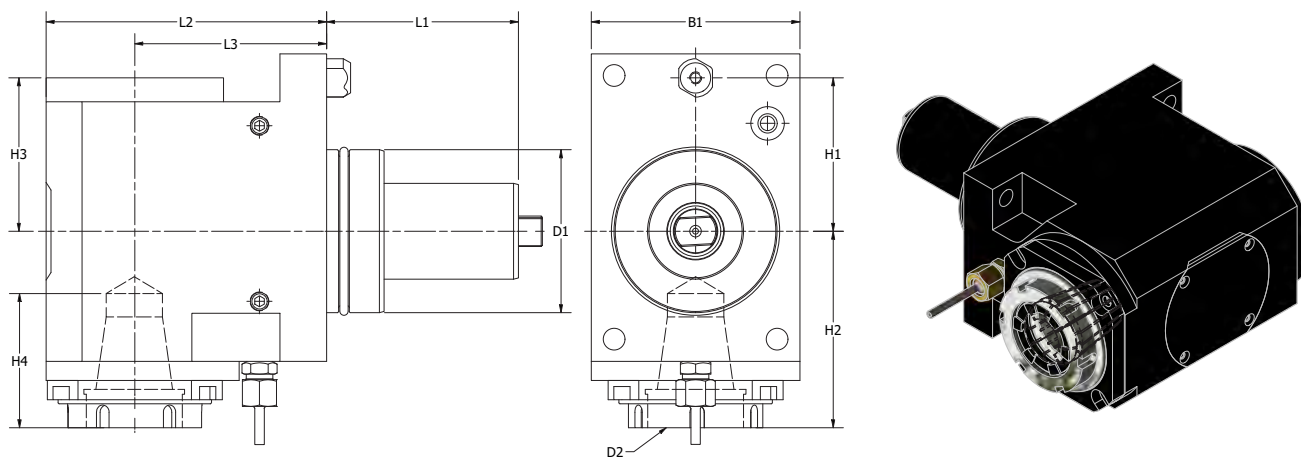


# MAZAK BOLT-ON HOLDERS SM250 STRAIGHT DRILL-MILLING LIVE TOOL




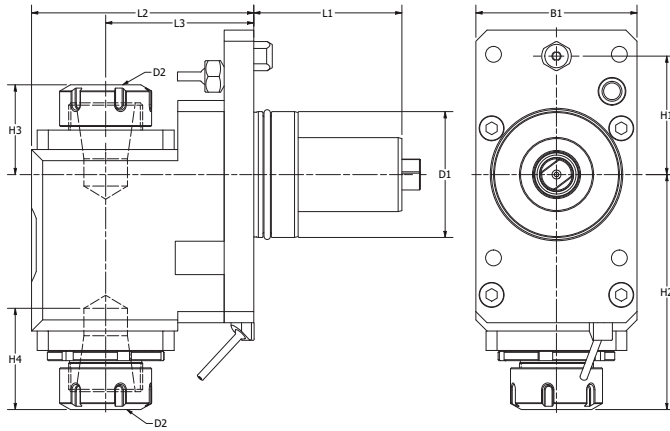
PART NUMBER	COOLANT	D1	D2	H1	H2	B1	L1	L2	L3	N2 MAX	N1:N2	NM	KG
SM250S-ER32-SLT	Ext.	68	4-20 ER32	74	54	87	80	70	54	10000	1:1	50	4.9
SM250-ER32-SLT	Ext.	68	4-20 ER32	74	54	87	80	70	54	6000	1:1	50	4.9
SM250-ER32-SLT INT	Int. 50 Bar	68	4-20 ER32	74	54	87	80	70	54	6000	1:1	50	4.9
SM250S-ER32-SLT INT	Int. 50 Bar	68	4-20 ER32	74	54	87	80	70	54	10000	1:1	50	4.9

# MAZAK BOLT-ON HOLDERS SM250 RIGHT ANGLE DRILL-MILLING LIVE TOOL




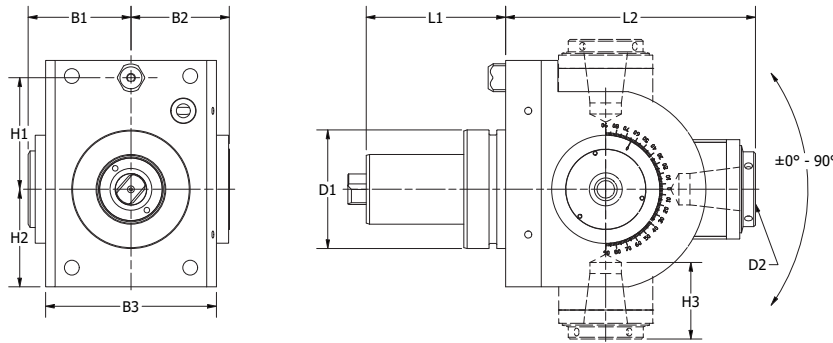
PART NUMBER	COOLANT	D1	D2	H1	H2	H3	H4	B1	L1	L2	L3	N2 MAX	N1:N2	NM	KG
SM250-ER32-RA	Ext.	68	4-20 ER32	64	90.5	64	54	87	80	117	80	6000	1:1	50	10
SM250-ER32-RA INT	Int. 50 Bar	68	4-20 ER32	64	90.5	64	54	87	80	117	80	6000	1:1	50	10
SM250S-ER32-RA	Ext.	68	4-20 ER32	64	90.5	64	54	87	80	117	80	10000	1:1	50	10
SM250S-ER32-RA INT	Int. 50 Bar	68	4-20 ER32	64	90.5	64	54	87	80	117	80	10000	1:1	50	10

# MAZAK BOLT-ON HOLDERS SM250 **DOUBLE RIGHT ANGLE DRILL-MILLING LIVE TOOL**



PART NUMBER	COOLANT	D1	D2	H1	H2	H3	H4	B1	L1	L2	L3	N2 MAX	N1:N2	NM
SM250-ER32-RA2-OS	Ext.	68	4-20 ER32	64	128	47.5	54	87	80	124	80	6000	1:1	50
SM250S-ER32-RA2-OS	Ext.	68	4-20 ER32	64	128	47.5	54	87	80	124	80	10000	1:1	50

# MAZAK BOLT-ON HOLDERS SM250 **ADJUSTABLE ANGLE LIVE TOOL**



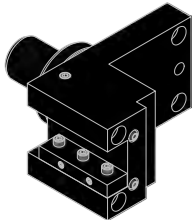
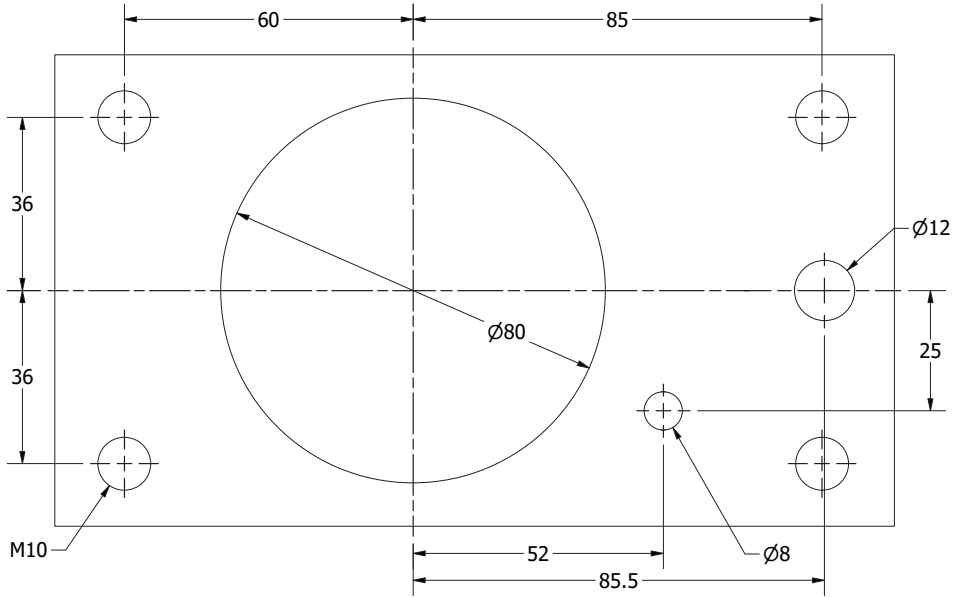
PART NUMBER	COOLANT	D1	D2	H1	H2	H3	B1	B2	B3	L1	L2	L3	N2 MAX	N1:N2	NM
SM250-ER25-ADJ90	Ext.	68	1-16 ER25	64	56	48	59	56	98	80	147.5	57.5	6000	1:1	25

# MAZAK BOLT-ON HOLDERS SM350

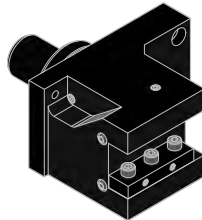
## COMPATIBLE MACHINES

Quick Turn Smart 300, 350 M

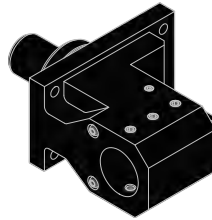
Megaturn Smart 500, 600 M



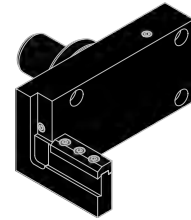
**OD TURNING HOLDER** .....pg 392



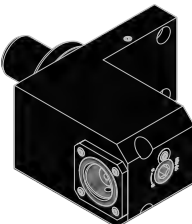
**OD FACING HOLDER** .....pg 392



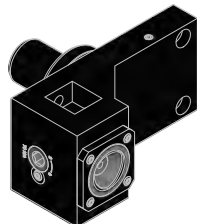
**BORING BAR HOLDER** .....pg 393



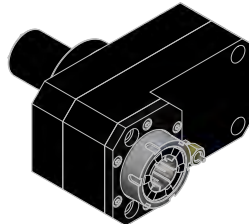
**CUT-OFF BLADE HOLDER** .....pg 393



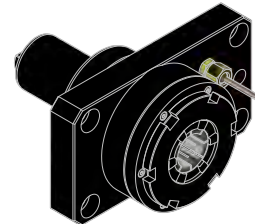
**CAPTO ID HOLDER** .....pg 394




**CAPTO OD HOLDER** .....pg 394



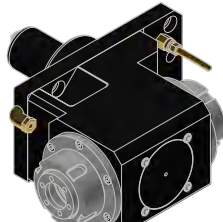
**STRAIGHT OFFSET DRILL-MILLING LIVE TOOL** .....pg 395



**STRAIGHT DRILL-MILLING LIVE TOOL** .....pg 395



**RIGHT ANGLE DRILL-MILLING LIVE TOOL** .....pg 396

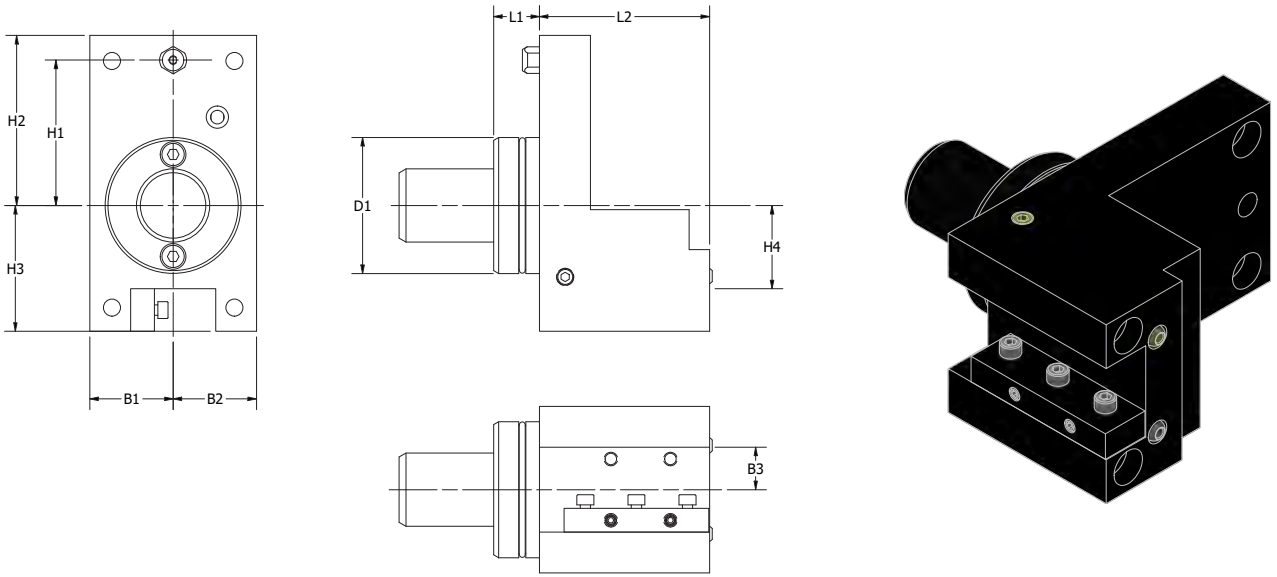


**DOUBLE RIGHT ANGLE DRILL-MILLING LIVE TOOL** .....pg 396



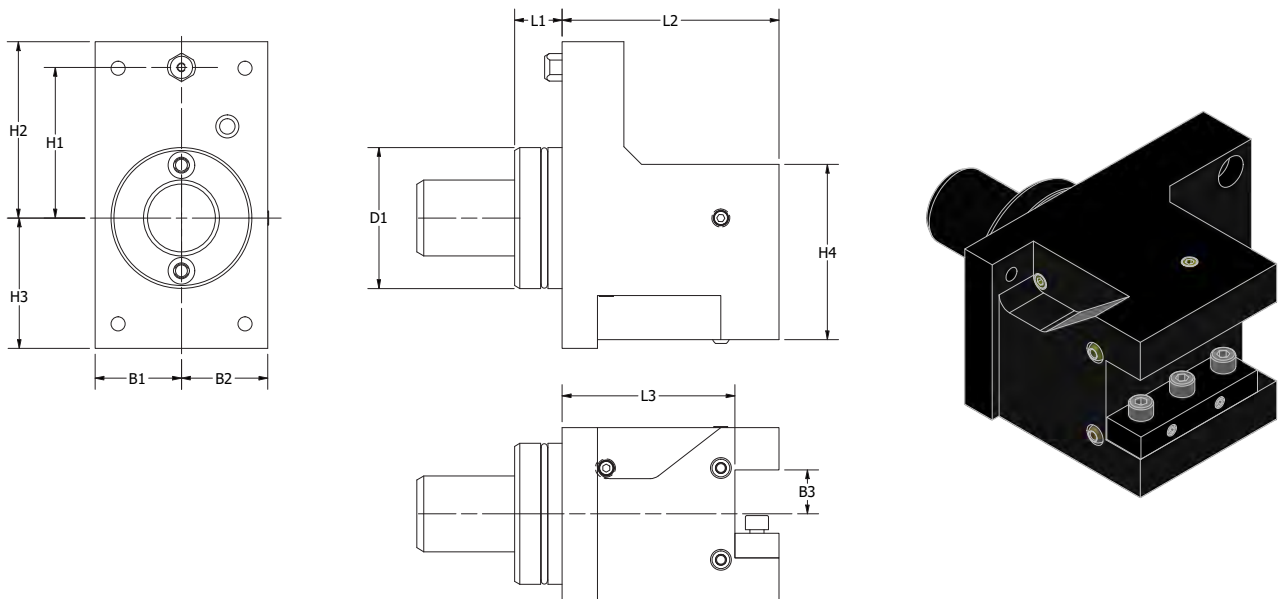
**ADJUSTABLE ANGLE LIVE TOOL** .....pg 397

# MAZAK BOLT-ON HOLDERS SM350 OD TURNING HOLDER



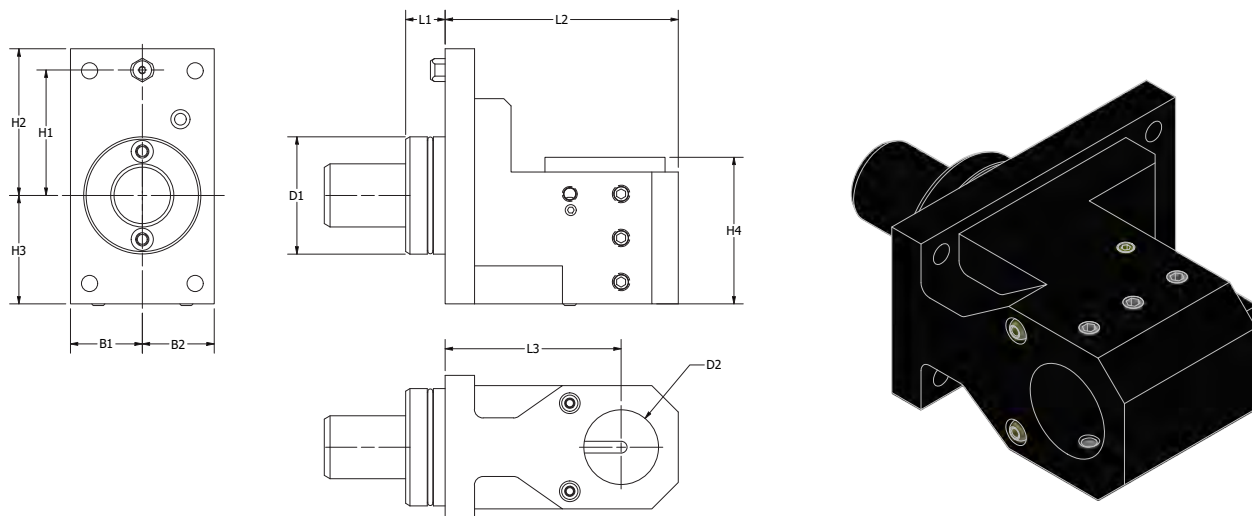
PART NUMBER	D1	B1	B2	B3	L1	L2	H1	H2	H3	H4	MAZAK NUMBER
SM350-8311	80	49	49	1.000	27	100	85.5	100	74	49	5B088012600
SM350-8311M	80	49	49	25mm	27	100	85.5	100	74	49	5B088012601

# MAZAK BOLT-ON HOLDERS SM350 OD FACING HOLDER



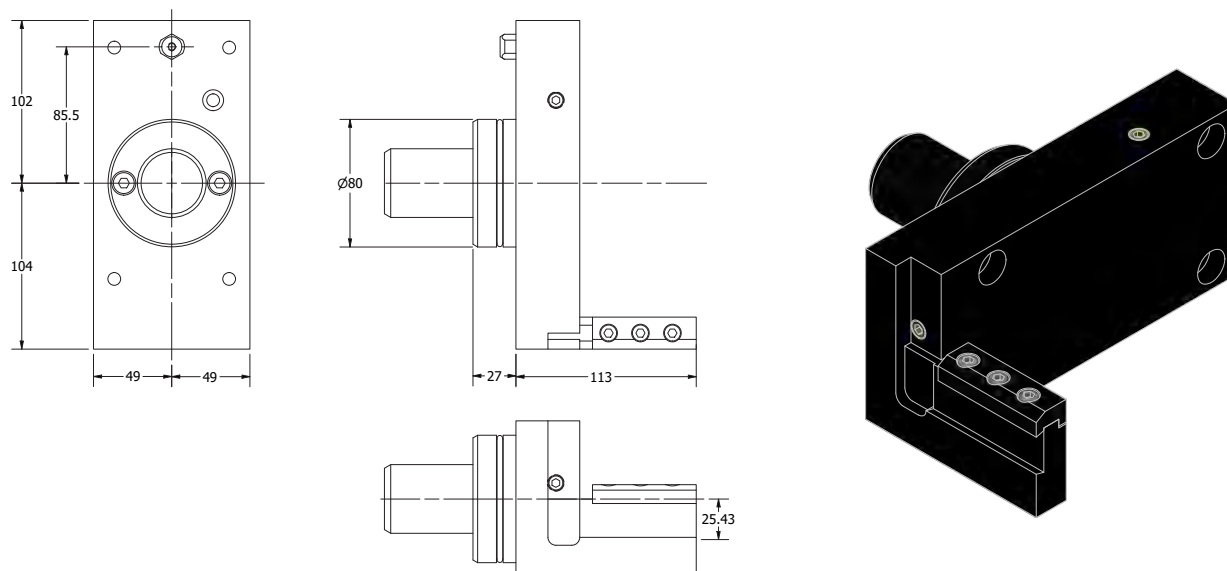
PART NUMBER	D1	B1	B2	B3	L1	L2	L3	H1	H2	H3	H4	MAZAK NUMBER
SM350-8411	80	49	49	1.000	27	123	98	85.5	100	74	100	5B088012700
SM350-8411M	80	49	49	25mm	27	123	98	85.5	100	74	100	5B088012701

## MAZAK BOLT-ON HOLDERS SM350 BORING BAR HOLDER



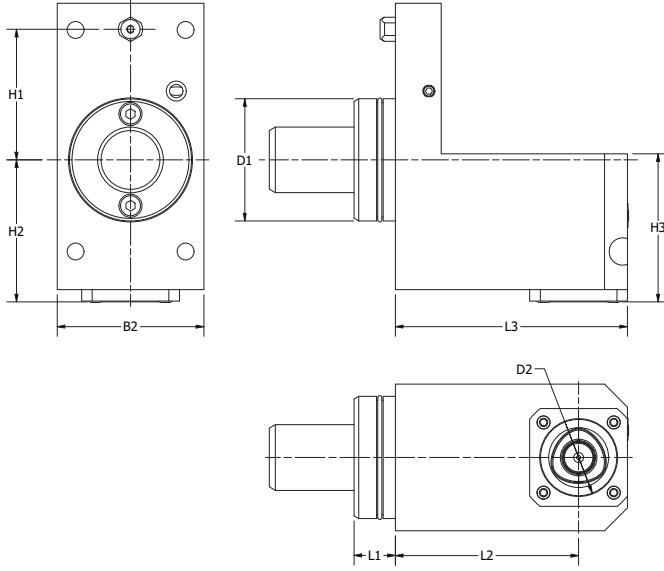
PART NUMBER	D1	D1	B1	B2	L1	L2	L3	H1	H2	H3	H4	MAZAK NUMBER
SM350-8435	80	1 1/2	49	49	27	159	120	85.5	100	74	100	5B088010901
SM350-8435M	80	40mm	49	49	27	159	120	85.5	100	74	100	5B088010900
SM350-8436	80	2.000	49	49	27	159	120	85.5	100	74	100	5B088010802
SM350-8436M	80	50mm	49	49	27	159	120	85.5	100	74	100	5B088010800

## MAZAK BOLT-ON HOLDERS SM350 CUT-OFF BLADE HOLDER



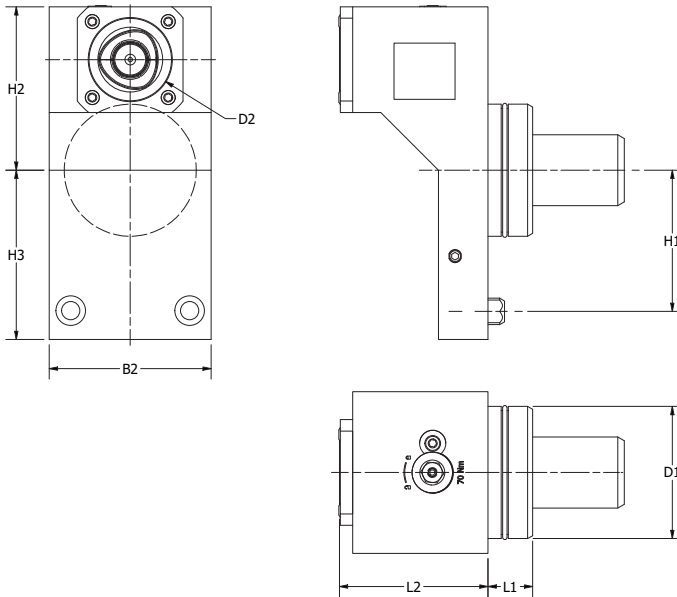
PART NUMBER	D1	B1	B2	B3	L1	L2	H1	H2	H3	MAZAK NUMBER
SM350-4525	80	49	49	1.000	27	113	85.5	102	104	5B088012101
SM350-4525M	80	49	49	25mm	27	113	85.5	102	104	5B088012100

## MAZAK BOLT-ON HOLDERS SM350 CAPTO ID HOLDER



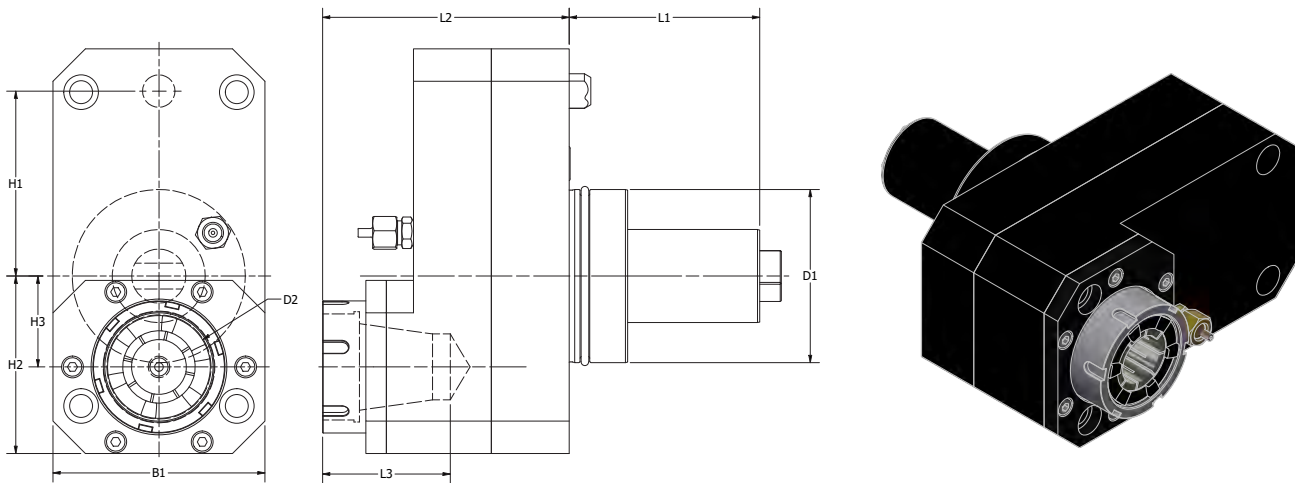
PART NUMBER	D1	D2 (TOOL CLAMPING)	B1	B2	L1	L2	L3	H1	H2	H3
SM350-C5ID	80	C5	0	96	27	120	152	85.5	93	97

## MAZAK BOLT-ON HOLDERS SM350 CAPTO OD HOLDER



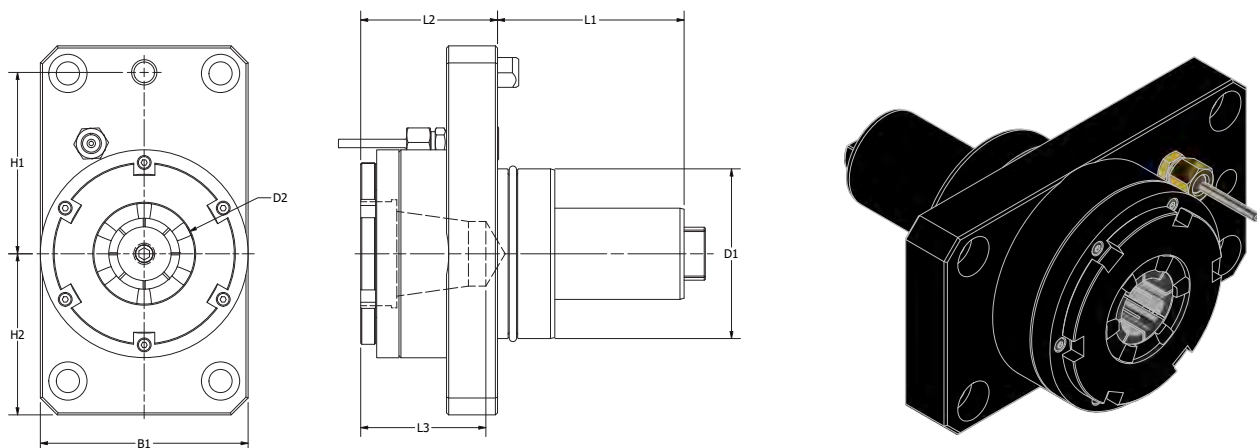
PART NUMBER	D1	D2 (TOOL CLAMPING)	B1	B2	L1	L2	H1	H2	H3
SM350-C5OD	80	C5	0	98	27	90	85.5	99	102.5

# MAZAK BOLT-ON HOLDERS SM350 **STRAIGHT** **OFFSET DRILL-MILLING LIVE TOOL**




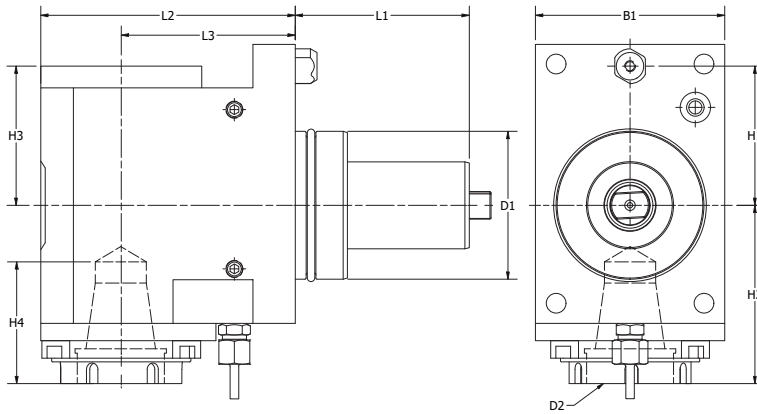
PART NUMBER	COOLANT	D1	D2	H1	H2	H3	B1	L1	L2	L3	N2 MAX	N1:N2	NM	KG
SM350-ER40-SLT-OS	Ext.	80	6-26 ER40	85.5	82	42	108	88	122	61	6000	1:1	100	14.5
SM350-ER40-SLT-OS INT	Int. max 6 Bar	80	6-26 ER40	85.5	82	42	108	88	122	61	6000	1:1	100	14.5

# MAZAK BOLT-ON HOLDERS SM350 **STRAIGHT** **DRILL-MILLING LIVE TOOL**




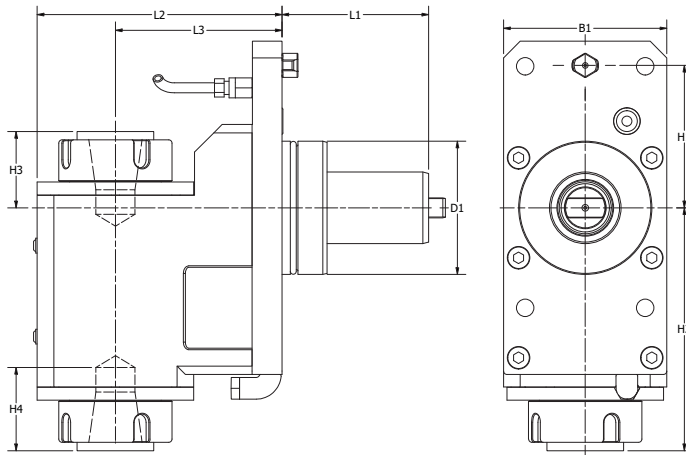
PART NUMBER	COOLANT	D1	D2	H1	H2	B1	L1	L2	L3	N2 MAX	N1:N2	NM	KG
SM350-ER40-SLT	Ext.	80	6-26 ER40	85.5	76	98	88	70.5	61	6000	1:1	100	14.5
SM350-ER40-SLT INT	Int. max 6 Bar	80	6-26 ER40	85.5	76	98	88	70.5	61	6000	1:1	100	14.5

# MAZAK BOLT-ON HOLDERS SM350 **RIGHT ANGLE DRILL-MILLING LIVE TOOL**



PART NUMBER	COOLANT	D1	D2	H1	H2	H3	H4	B1	L1	L2	L3	N2 MAX	N1:N2	NM	KG
SM350-ER40-RA	Ext.	80	6-26 ER40	85.5	96	82.5	61	98	88	147	100	6000	1:1	100	17.0
SM350-ER40-RA INT	Int. 50 Bar	80	6-26 ER40	85.5	96	82.5	61	98	88	147	100	6000	1:1	100	17.0

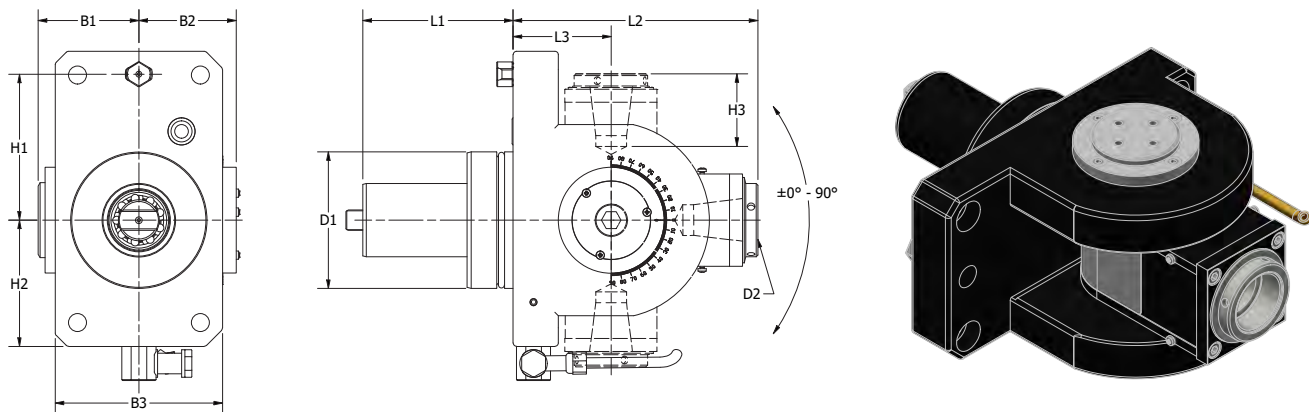
# MAZAK BOLT-ON HOLDERS SM350 **DOUBLE RIGHT ANGLE DRILL-MILLING LIVE TOOL**



PART NUMBER	COOLANT	D1	D2	H1	H2	H3	H4	B1	L1	L2	L3	N2 MAX	N1:N2	NM
SM350-ER40-RA2-OS	Ext.	80	4-26 ER40	85.5	150	50	61	98	88	150	100	6000	1:1	100



# MAZAK BOLT-ON HOLDERS SM350 **ADJUSTABLE** **ANGLE LIVE TOOL**



PART NUMBER	COOLANT	D1	D2	H1	H2	H3	B1	B2	B3	L1	L2	L3	N2 MAX	N1:N2	NM
SM350-ER25-ADJ90	Ext.	80	1-16 ER25	85.5	74	48	59	57	98	88	147.5	57.5	6000	1:1	25

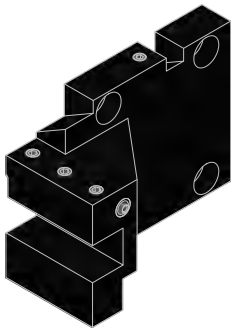
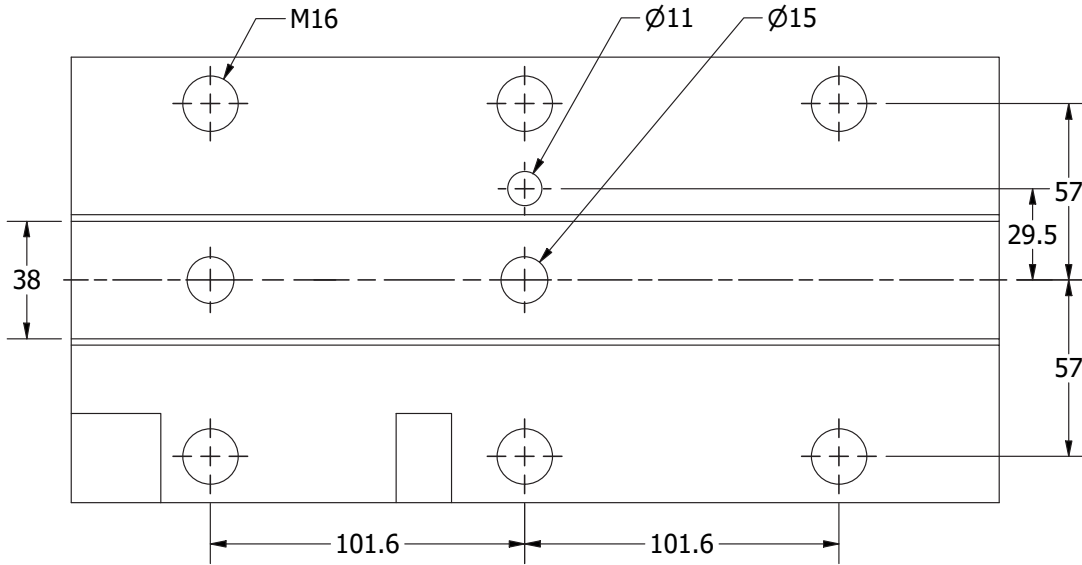
# MAZAK BOLT-ON HOLDERS SLANT50

## COMPATIBLE MACHINES


Slant Turn 50

Slant Turn 60

Slant Turn Nexus 500, 550



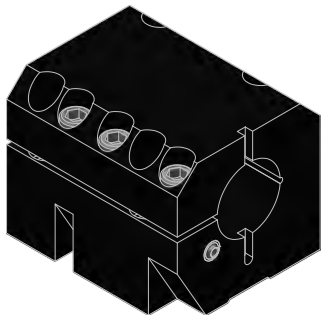
**OD TURNING HOLDER** .....pg 400



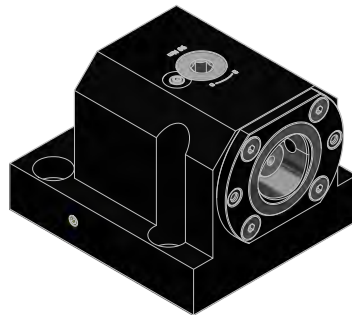
**OD FACING HOLDER** .....pg 400



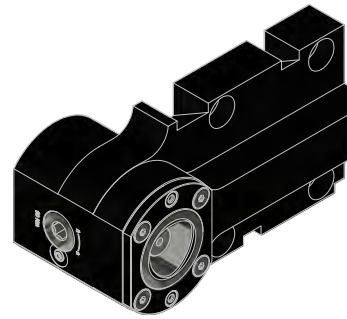
**BORING BAR HOLDER** .....pg 401



**SPLIT ID HOLDER** .....pg 401

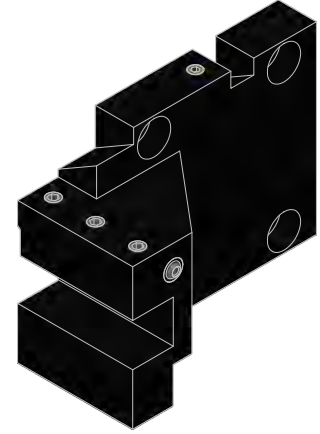
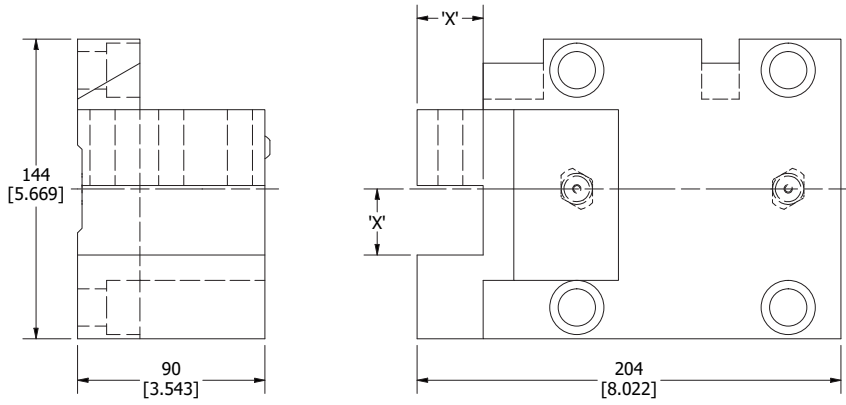


**CAPTO ID HOLDER** .....pg 402




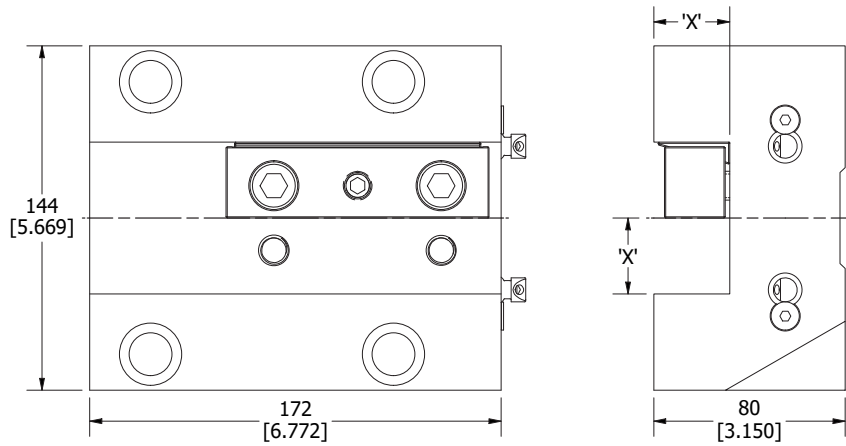
**CAPTO OD HOLDER** .....pg 402

## MAZAK BOLT-ON HOLDERS SLANT50 OD TURNING HOLDER



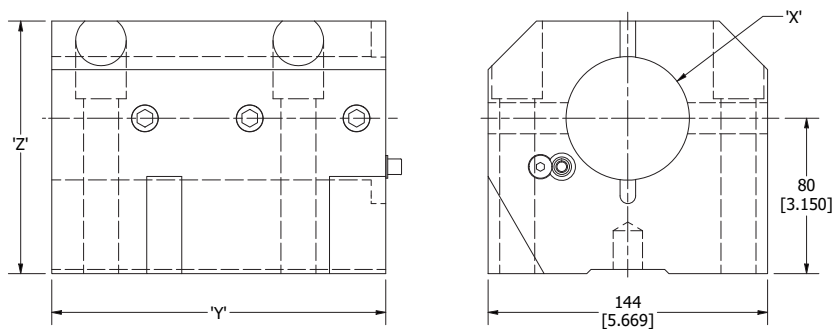
PART NUMBER	DIMENSION 'X'
Slant50-8311B-L	1.25
Slant50-8311B-R	1.25

## MAZAK BOLT-ON HOLDERS SLANT50 OD FACING HOLDER



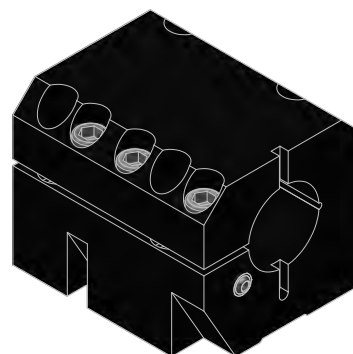
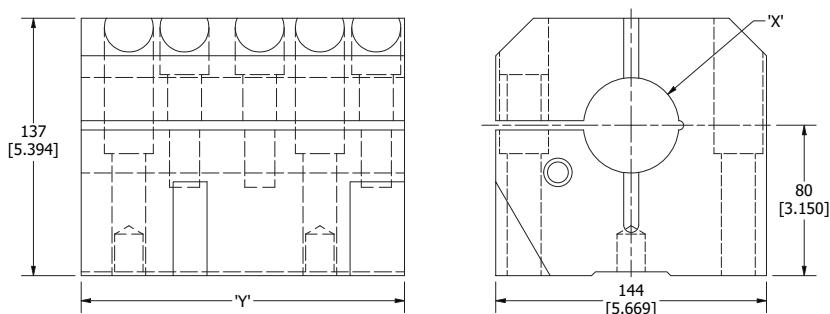
PART NUMBER	DIMENSION 'X'
Slant50-8411B	1.25

# MAZAK BOLT-ON HOLDERS SLANT50 BORING BAR HOLDER



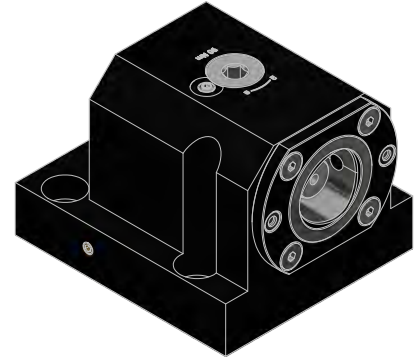
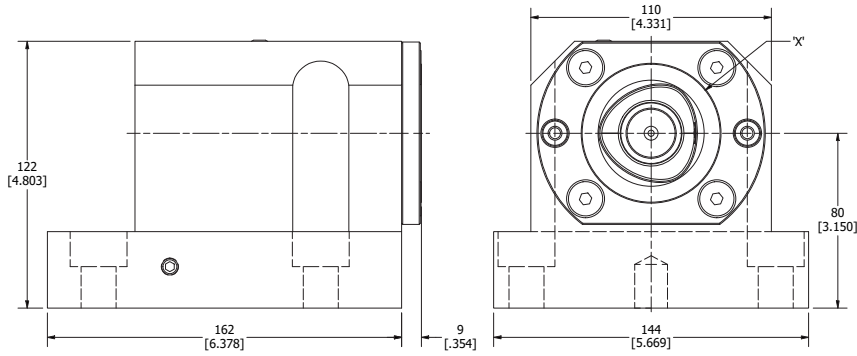
PART NUMBER	DIMENSION 'X'	DIMENSION 'Y'	DIMENSION 'Z'
Slant50-8437-4H	2.5	5.118	6.772
Slant50-8475-4H	3.000	5.118	6.772
Slant50-8437-6H	2.5	5.394	11.811
Slant50-8475-6H	3.000	5.394	11.811

# MAZAK BOLT-ON HOLDERS SLANT50 SPLIT ID HOLDER



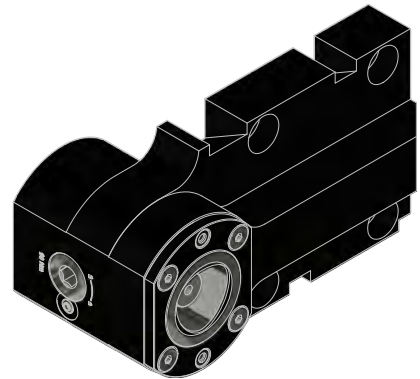
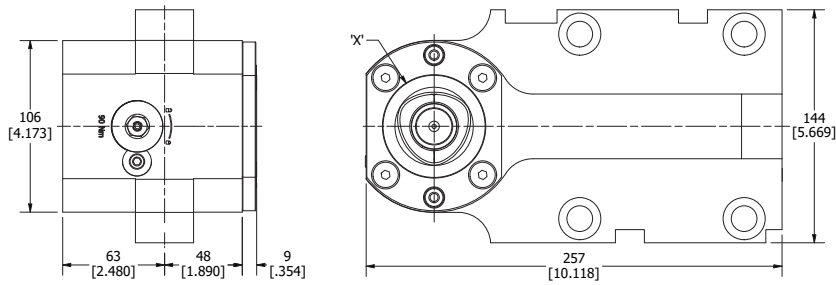
PART NUMBER	DIMENSION 'X'	DIMENSION 'Y'
SLANT50-8437-4H SPT	2 1/2	6.772
SLANT50-8475-4H SPT	3.000	6.772
SLANT50-8437-6H SPT	2 1/2	11.811
SLANT50-8475-6H SPT	3.000	11.811

# MAZAK BOLT-ON HOLDERS SLANT50 CAPTO ID HOLDER



PART NUMBER	DIMENSION 'X'
Slant50-C6ID	C6

# MAZAK BOLT-ON HOLDERS SLANT50 CAPTO OD HOLDER



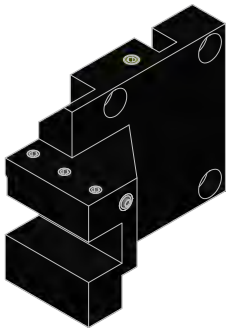
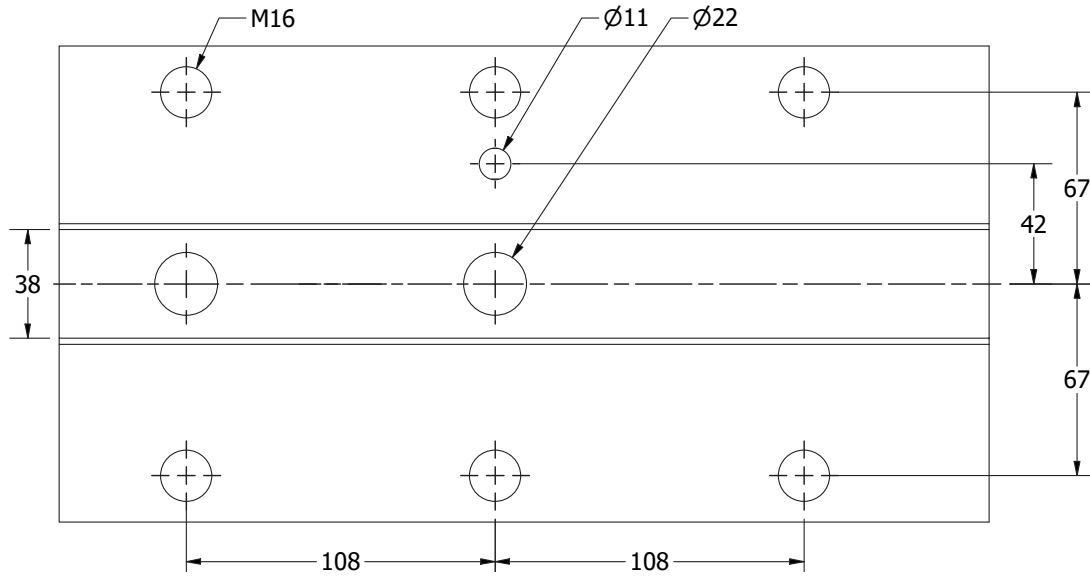
PART NUMBER	DIMENSION 'X'
Slant50-C6ID	C6

# MAZAK BOLT-ON HOLDERS SLANT60

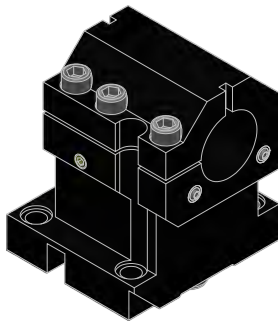
## COMPATIBLE MACHINES

Slant Turn 60

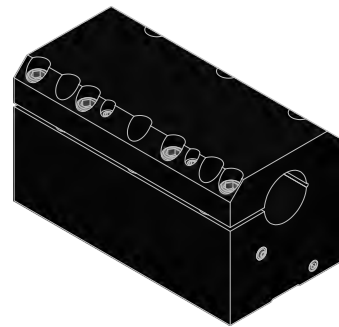
Slant Turn Nexus 600, 800



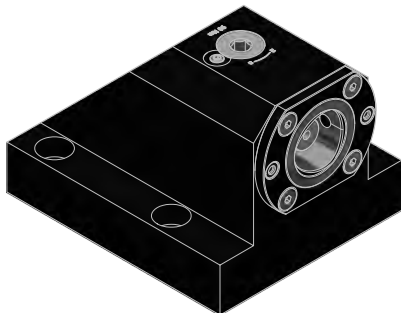
**OD TURNING HOLDER** .....pg 404



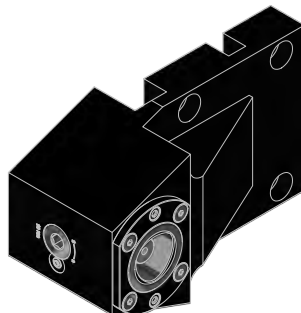
**SPLIT ID HOLDER** .....pg 404



**EXTENDED SPLIT ID HOLDER**.....pg 404

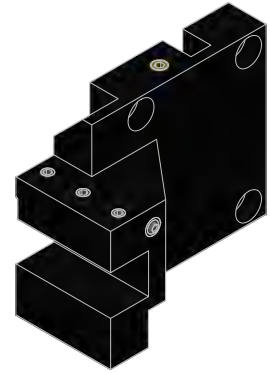
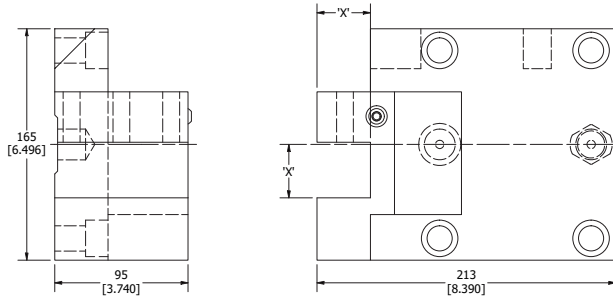


**CAPTO ID HOLDER** .....pg 405



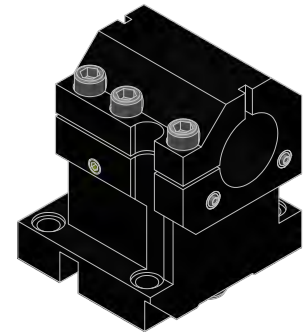
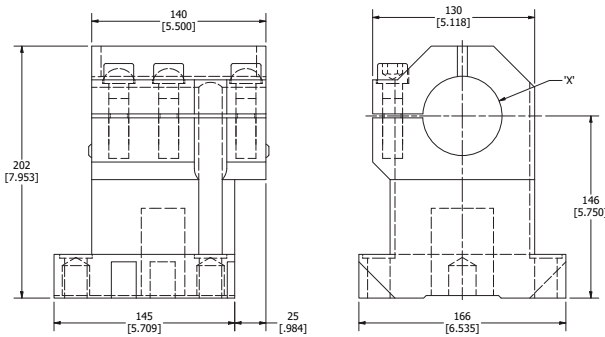
**CAPTO OD HOLDER** .....pg 405

## MAZAK BOLT-ON HOLDERS SLANT60 OD TURNING HOLDER




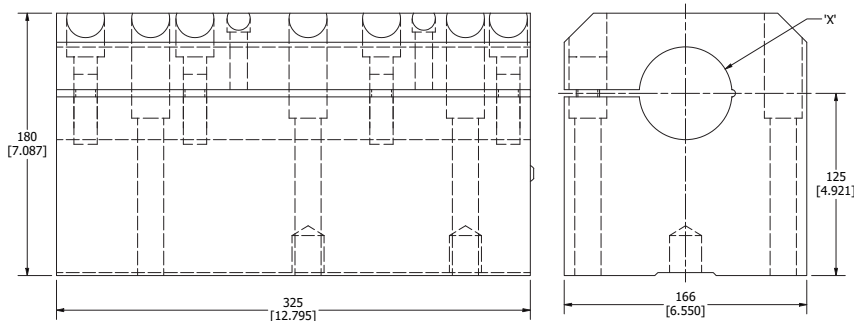
PART NUMBER	DIMENSION 'X'
Slant60-8311C-L	1.5
Slant60-8311C-R	1.5

## MAZAK BOLT-ON HOLDERS SLANT60 SPLIT ID HOLDER



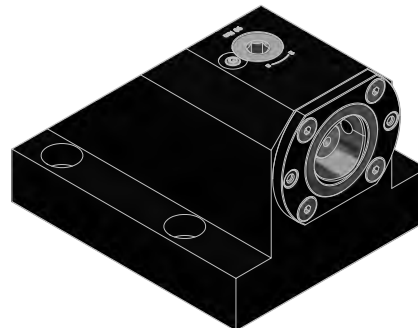
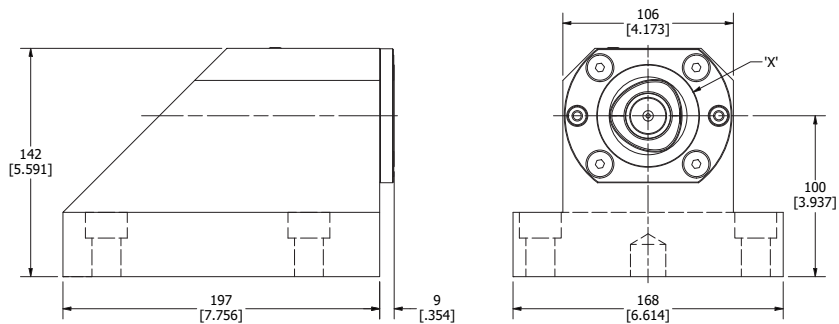
PART NUMBER	DIMENSION 'X'
SLANT60-8437-4H SPT	2 1/2

## MAZAK BOLT-ON HOLDERS SLANT60 EXTENDED SPLIT ID HOLDER



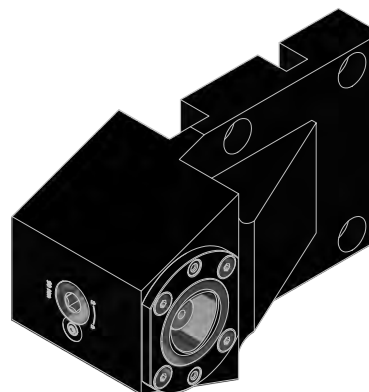
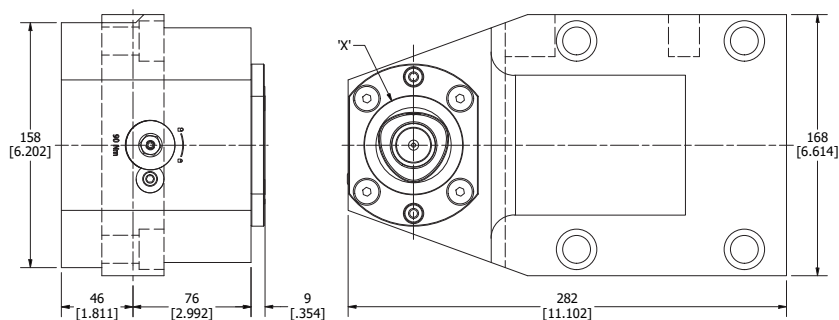
PART NUMBER	DIMENSION 'X'
SLANT60-8437-6H SPT	2 1/2
SLANT60-8475-6H SPT	3.000

# MAZAK BOLT-ON HOLDERS SLANT60 CAPTO ID HOLDER



PART NUMBER	DIMENSION 'X'
Slant60-C6ID	C6

# MAZAK BOLT-ON HOLDERS SLANT60 CAPTO OD HOLDER



PART NUMBER	DIMENSION 'X'
Slant60-C6OD	C6



# MAZAK BOLT-ON HOLDERS QT30

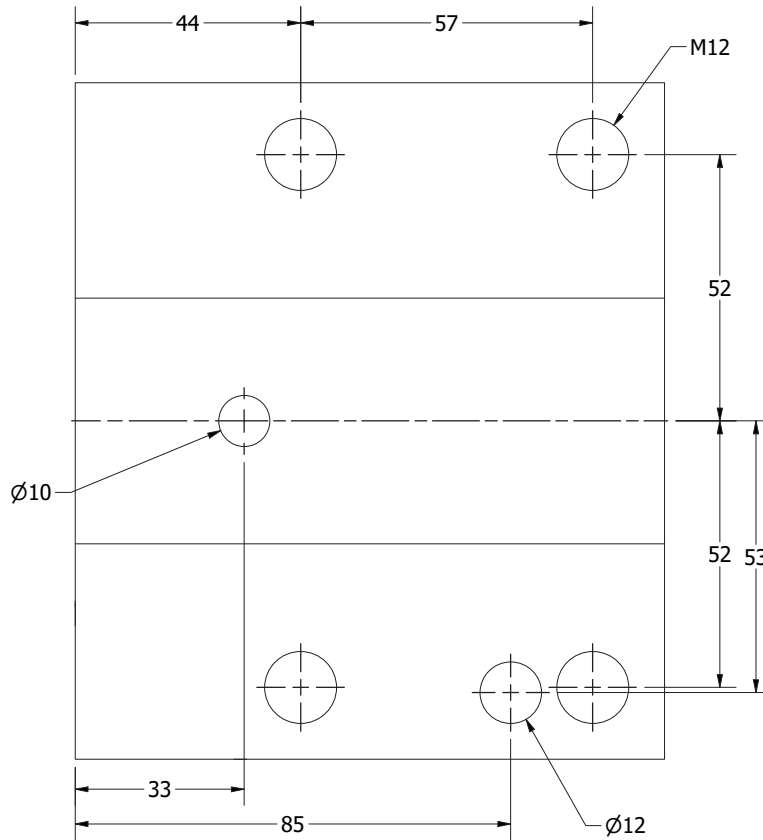
## COMPATIBLE MACHINES

QT 25

QT 28N

QT 30

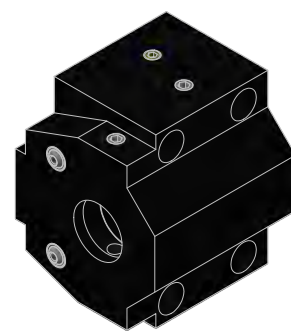
QT 300



**OD TURNING HOLDER** .....pg 408

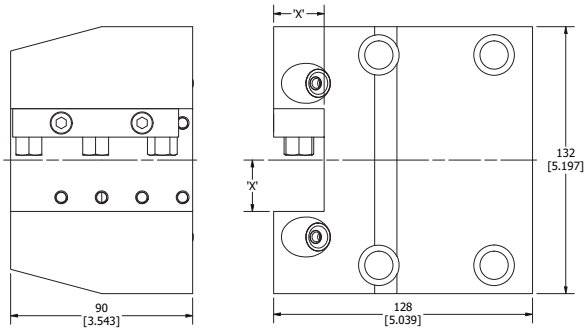


**OD FACING HOLDER** .....pg 408



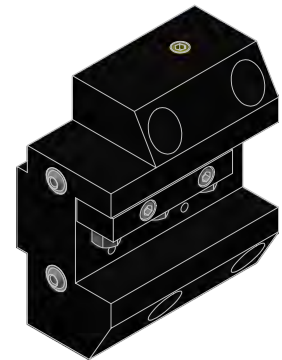
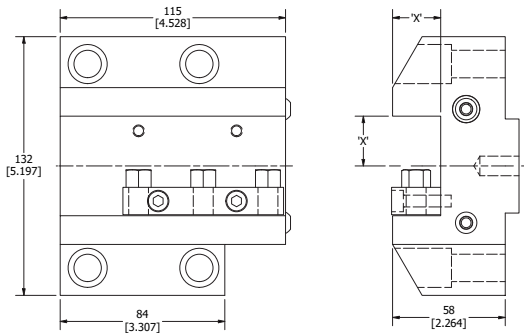
**BORING BAR HOLDER** .....pg 408

## MAZAK BOLT-ON HOLDERS QT30 OD TURNING HOLDER




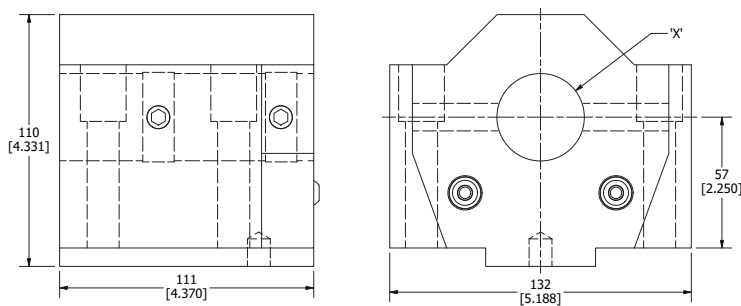
PART NUMBER	DIMENSION 'X'
QT30-8311	1.000
QT30-8311M	25mm

## MAZAK BOLT-ON HOLDERS QT30 OD FACING HOLDER



PART NUMBER	DIMENSION 'X'
QT30-8411	1.000
QT30-8411M	25mm

## MAZAK BOLT-ON HOLDERS QT30 BORING BAR HOLDER

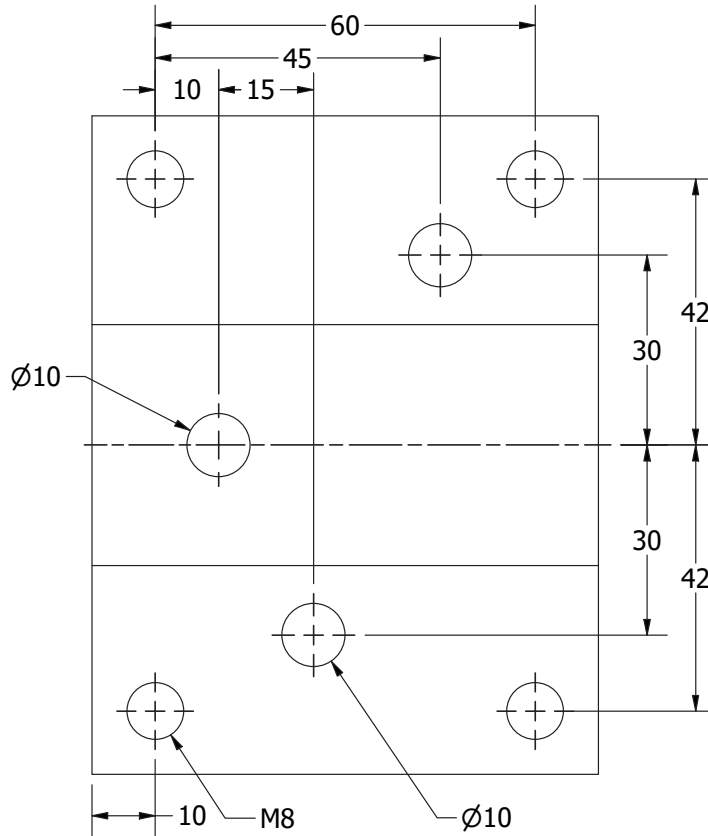


PART NUMBER	DIMENSION 'X'
QT30-8435	1 1/2
QT30-8436	2.000
QT30-8435M	40mm
QT30-8436M	50mm


# MAZAK BOLT-ON HOLDERS QT200

## COMPATIBLE MACHINES

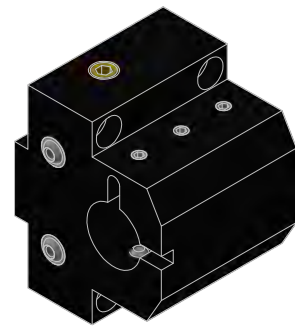
- QT 200
- QT Smart 200
- QT Smart 250
- QTN 250



**OD TURNING HOLDER** .....pg 410

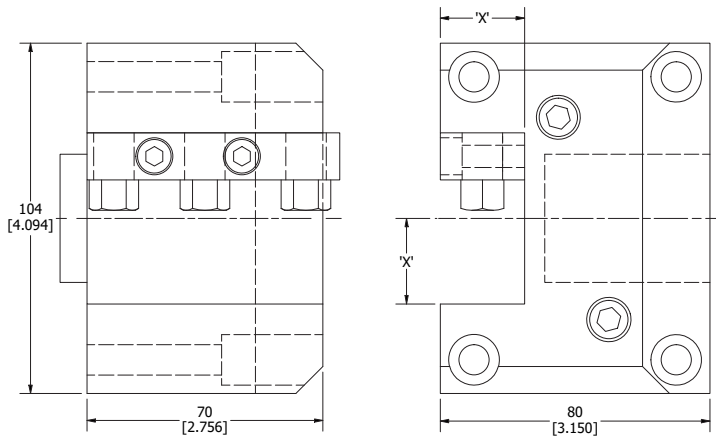


**OD FACING HOLDER** .....pg 410



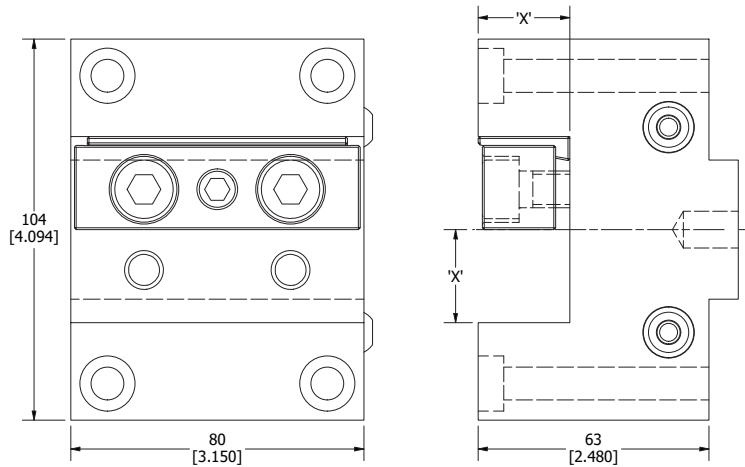
**BORING BAR HOLDER** .....pg 411

## MAZAK BOLT-ON HOLDERS QT200 OD TURNING HOLDER



PART NUMBER	DIMENSION 'X'
QT200-8311	1.000
QT200-8311M	25mm


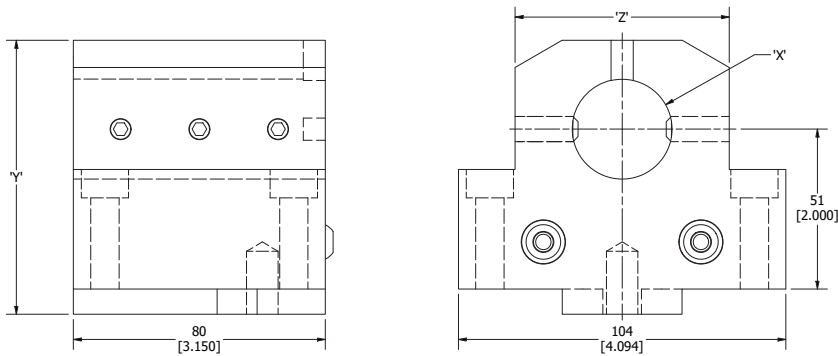
## MAZAK BOLT-ON HOLDERS QT200 OD FACING HOLDER



PART NUMBER	DIMENSION 'X'
QT200-8411	1.000
QT200-8411M	25mm

# MAZAK BOLT-ON HOLDERS QT200

## BORING BAR HOLDER



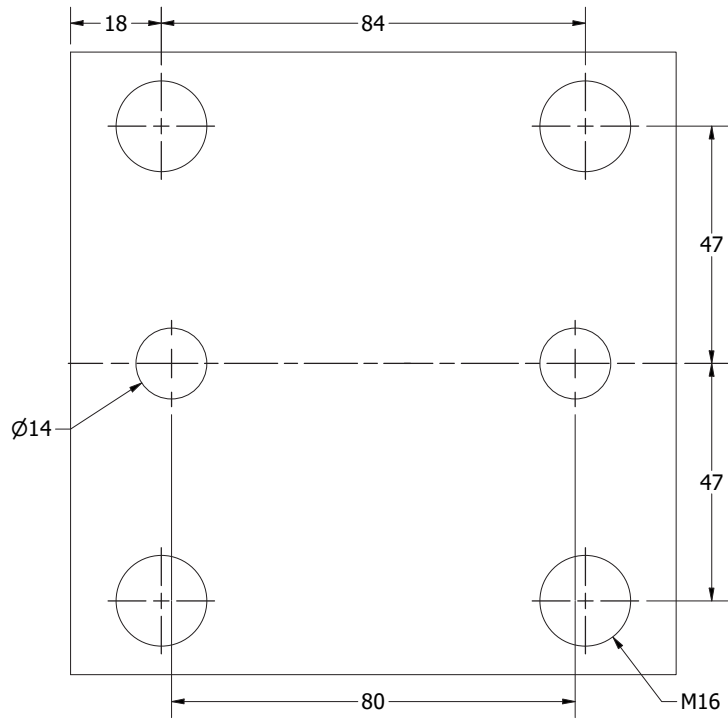
PART NUMBER	DIMENSION 'X'	DIMENSION 'Y'	DIMENSION 'Z'
QT200-8425	1.000	3.425	2.677
QT200-8432	1 1/4	3.425	2.677
QT200-8435	1 1/2	3.425	2.677
QT200-8436	2.000	3.622	4.095
QT200-8425M	25mm	87mm	68mm
QT200-8432M	32mm	87mm	68mm
QT200-8435M	40mm	87mm	68mm
QT200-8436M	50mm	92mm	104mm

# MAZAK BOLT-ON HOLDERS QT350

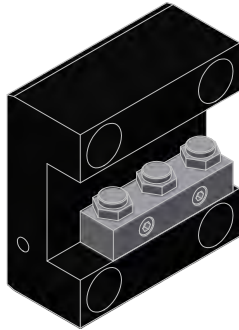
## COMPATIBLE MACHINES

QT 35N

QTN 40



**OD TURNING HOLDER** .....pg 414

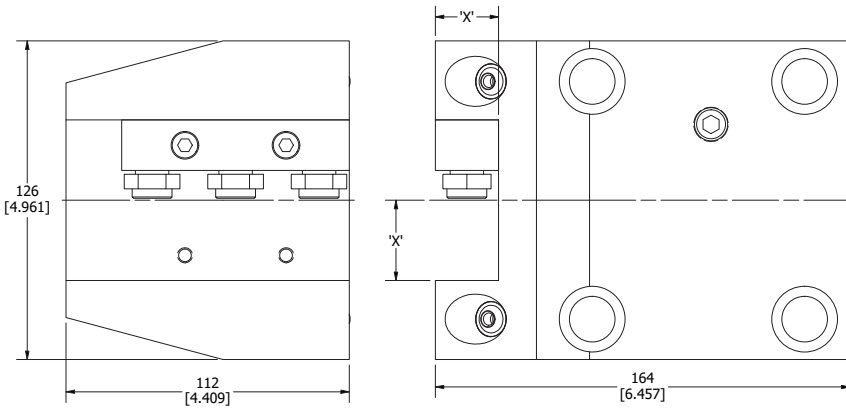


**OD FACING HOLDER** .....pg 414



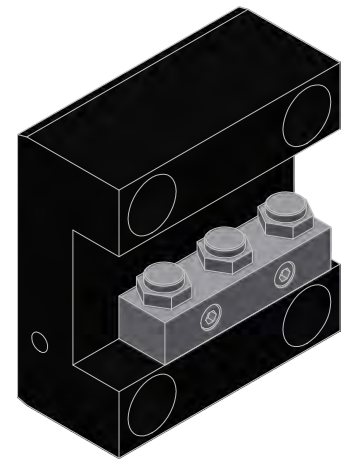
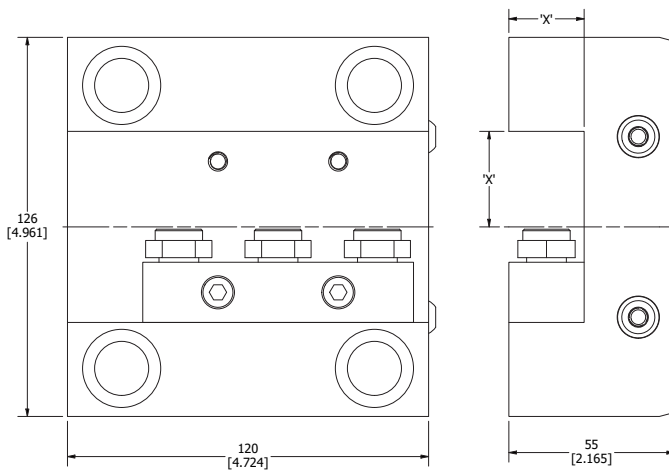
**BORING BAR HOLDER** .....pg 415

## MAZAK BOLT-ON HOLDERS QT350 OD TURNING HOLDER



PART NUMBER	DIMENSION 'X'
QT350-8311B	1 1/4
QT350-8311MB	32mm

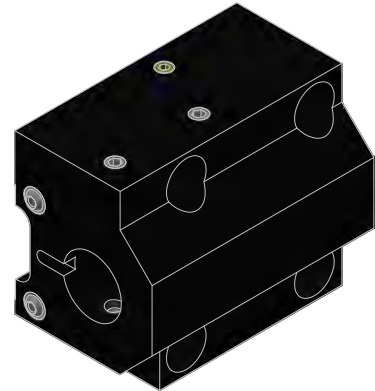
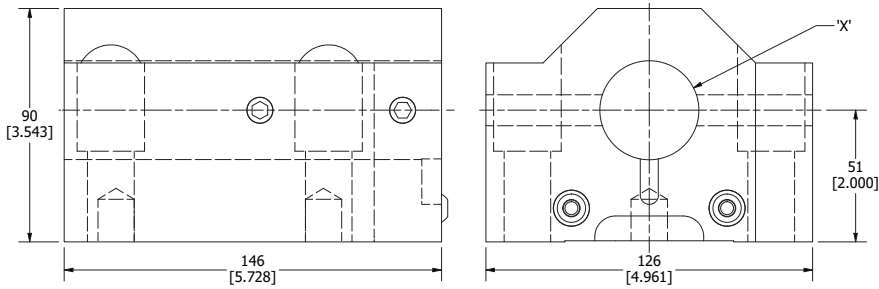
## MAZAK BOLT-ON HOLDERS QT350 OD FACING HOLDER



PART NUMBER	DIMENSION 'X'
QT350-8411B	1 1/4
QT350-8411MB	32mm

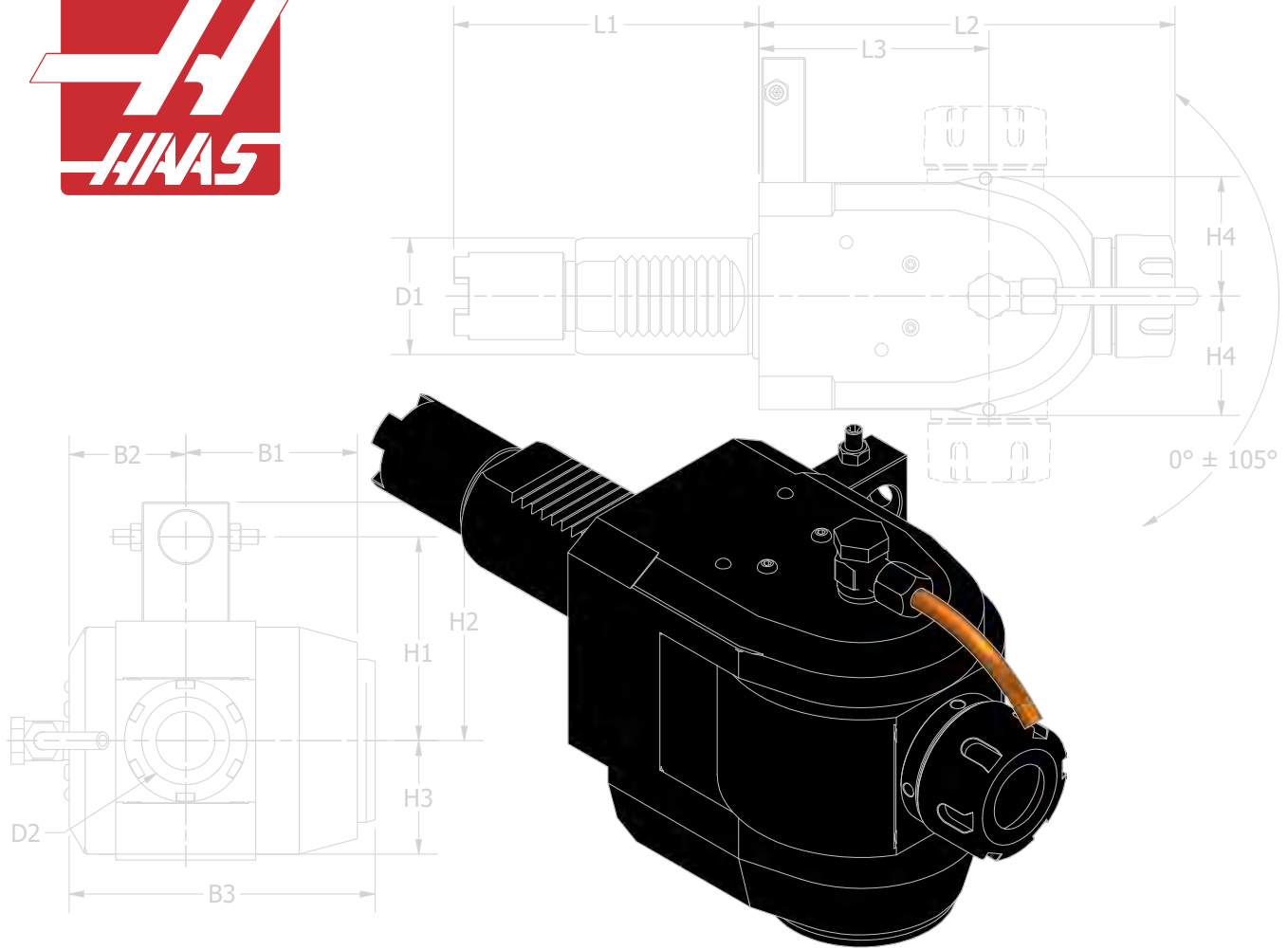
# MAZAK BOLT-ON HOLDERS QT350

## BORING BAR HOLDER



PART NUMBER	DIMENSION 'X'
QT350-8435	1 1/2
QT350-8436	2.000
QT350-8437	2 1/2
QT350-8435M	40mm
QT350-8436M	50mm
QT350-8437M	65mm





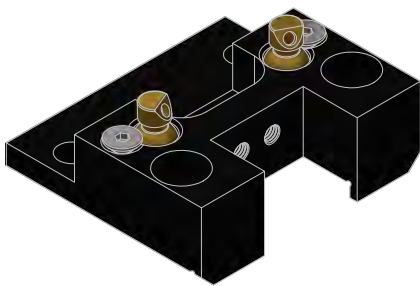
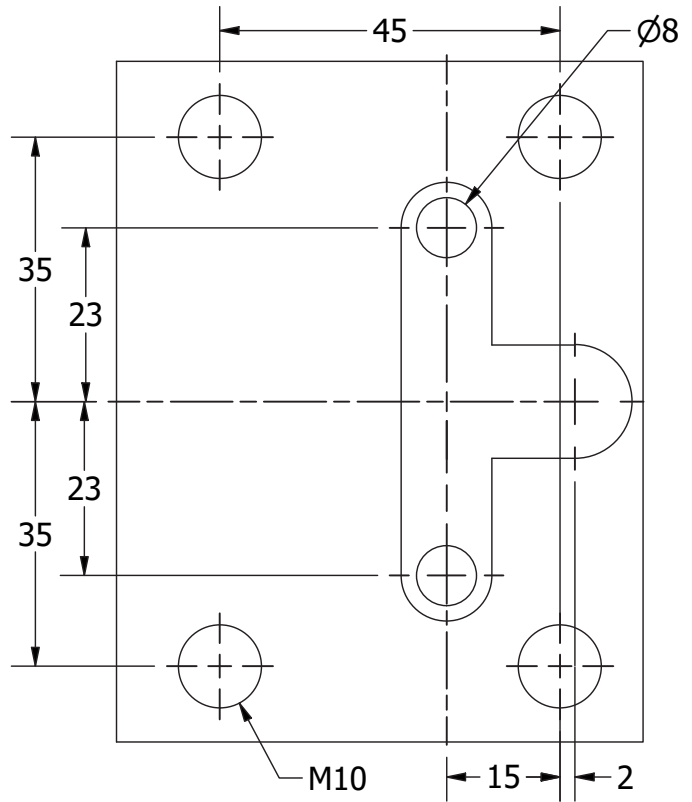
<b>HSL10</b> .....	pg 419
<b>HST20</b> .....	pg 423
<b>HSL20-30</b> .....	pg 427
<b>HSL40</b> .....	pg 433
<b>H-BMT65</b> .....	pg 437
<b>HL2</b> .....	pg 447
<b>H104</b> .....	pg 451
<b>H117</b> .....	pg 453
<b>H130</b> .....	pg 455
<b>Turret Wedges</b> .....	pg 457

# HAAS HSL10


## COMPATIBLE MACHINES

ST-10/15 (12 station hybrid turret)

ST-10/15 (BOT-turret)




**OD TURNING HOLDER** .....pg 420



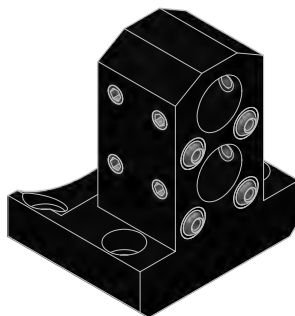
**OD FACING HOLDER** .....pg 420



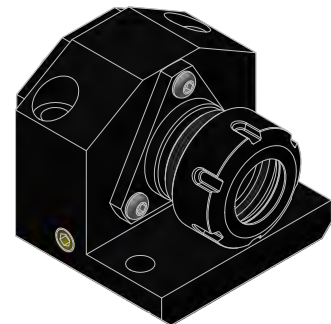
**BORING BAR HOLDER** .....pg 421



**SPLIT BORING BAR HOLDER** .....pg 421


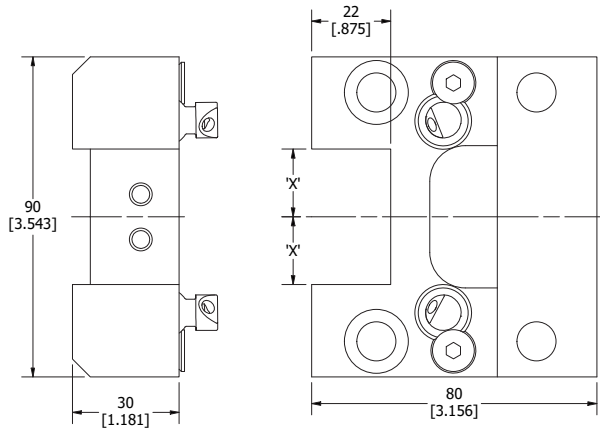


**DOUBLE BORING BAR HOLDER** .....pg 422




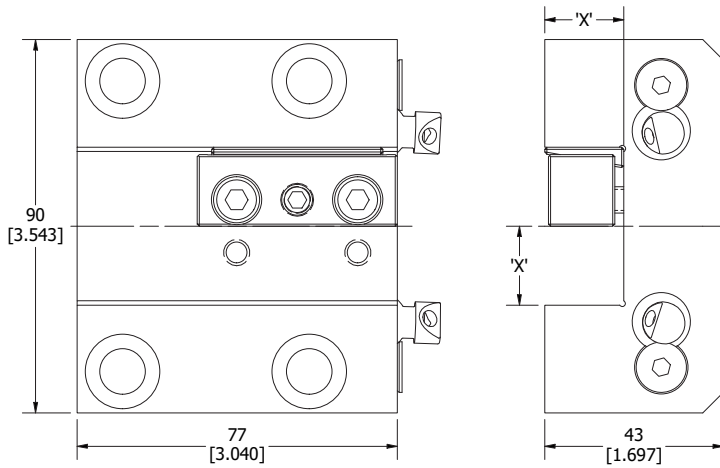
**RECESSED ER COLLET HOLDER** .....pg 422

# HAAS HSL10 OD TURNING HOLDER




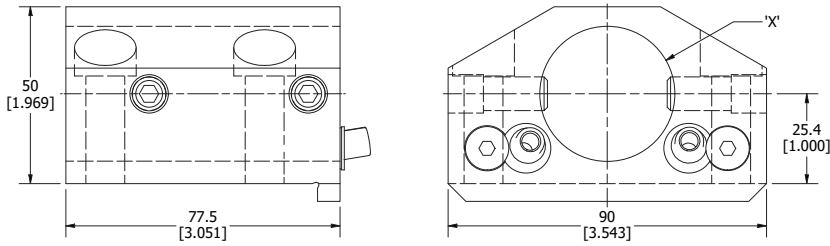
PART NUMBER	DIMENSION 'X'
HSL10-8311A	3/4
HSL10-8311MA	20mm

# HAAS HSL10 OD FACING HOLDER




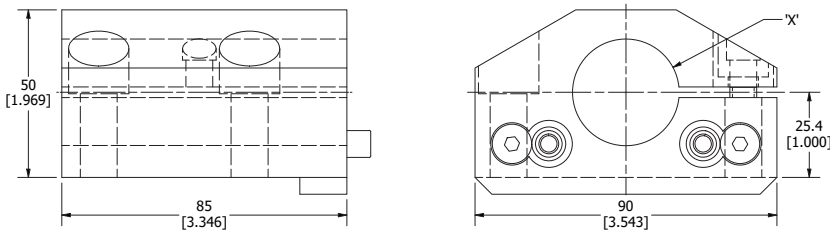
PART NUMBER	DIMENSION 'X'
HSL10-8411A	3/4
HSL10-8411MA	20mm

# HAAS HSL10 BORING BAR HOLDER



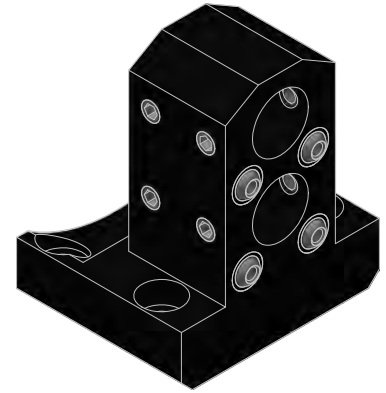
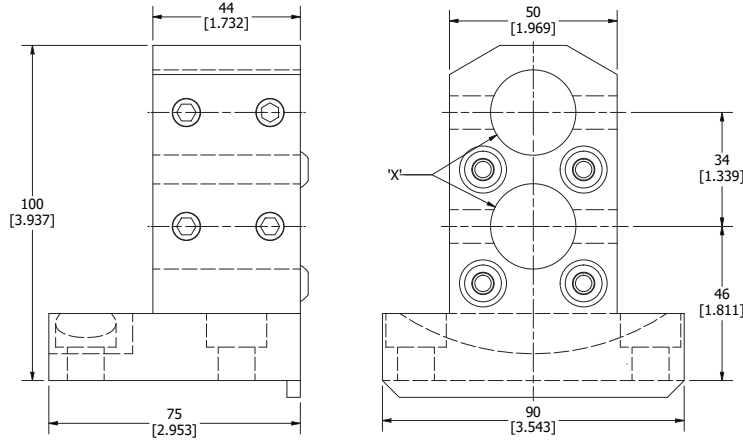
PART NUMBER	DIMENSION 'X'
HSL10-8412	1/2
HSL10-8416	5/8
HSL10-8420	3/4
HSL10-8425	1.000
HSL10-8432	1 1/4
HSL10-8435	1 1/2
HSL10-8412M	12mm
HSL10-8416M	16mm
HSL10-8420M	20mm
HSL10-8425M	25mm
HSL10-8432M	32mm
HSL10-8435M	40mm

# HAAS HSL10 SPLIT BORING BAR HOLDER




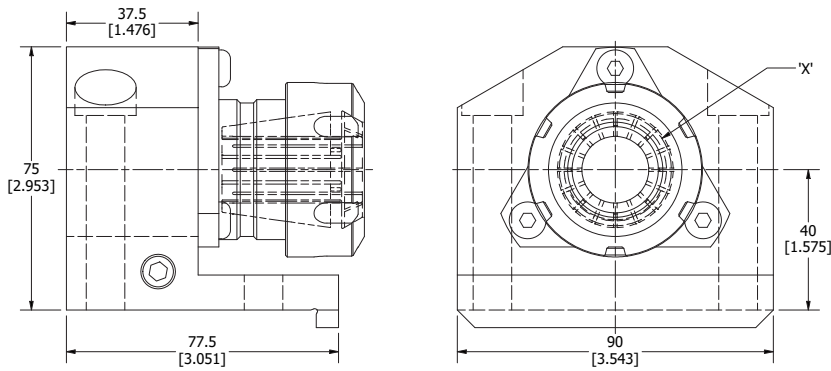
PART NUMBER	DIMENSION 'X'
HSL10-8416 SPT	5/8
HSL10-8420 SPT	3/4
HSL10-8425 SPT	1.000
HSL10-8432 SPT	1 1/4
HSL10-8435 SPT	1 1/2
HSL10-8416M SPT	16mm
HSL10-8420M SPT	20mm
HSL10-8425M SPT	25mm
HSL10-8432M SPT	32mm
HSL10-8435M SPT	40mm

# HAAS HSL10 DOUBLE BORING BAR HOLDER



PART NUMBER	DIMENSION 'X'
HSL10-8420 DBL	3/4
HSL10-8425 DBL	1.000
HSL10-8420M DBL	20mm
HSL10-8425M DBL	25mm

# HAAS HSL10 RECESSED ER COLLET HOLDER




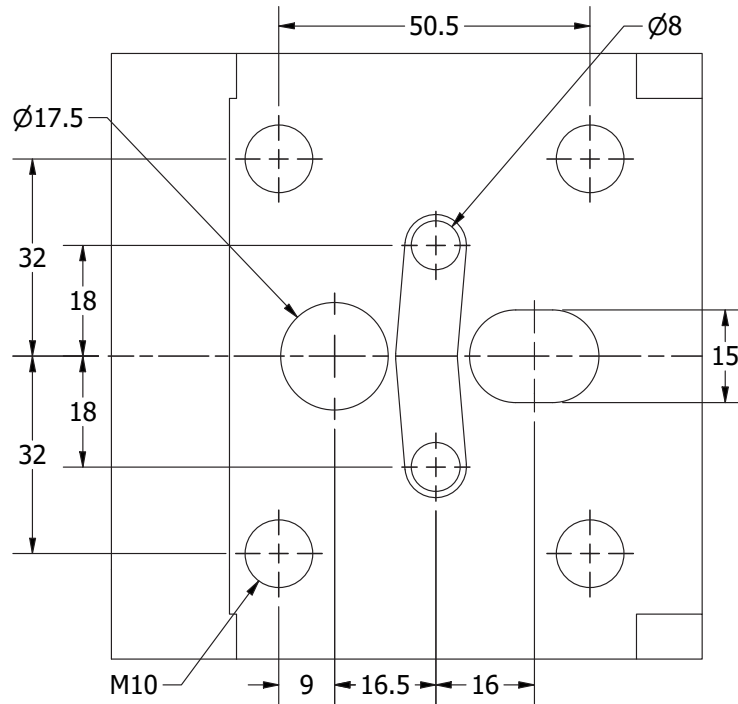
PART NUMBER	COLLET TYPE
HSL10-ER25 REC	ER 25
HSL10-ER32 REC	ER 32
HSL10-ER40 REC	ER 40

# HAAS HSL10


## COMPATIBLE MACHINES

DS-30 (24 st. hybr. turret)

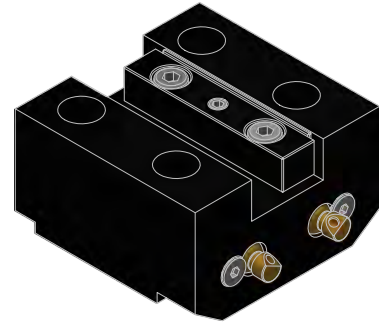
ST-20/25/30/35(24 st. hybr. turret)



**OD TURNING HOLDER** .....pg 424



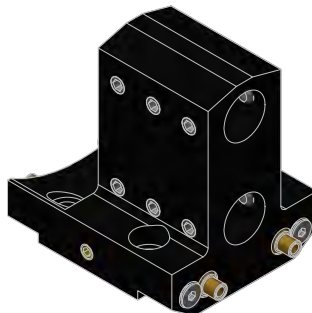
**DOUBLE OD TURNING HOLDER** .....pg 424



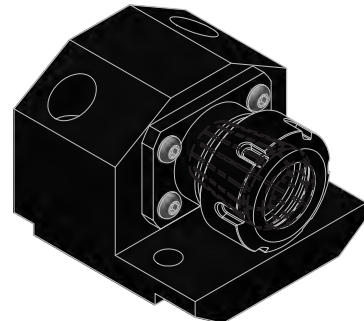
**OD FACING HOLDER** .....pg 425



**BORING BAR HOLDER** .....pg 425


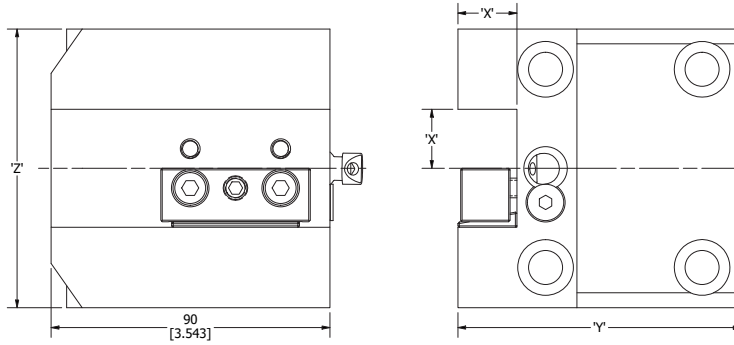


**DOUBLE BORING BAR HOLDER** .....pg 426




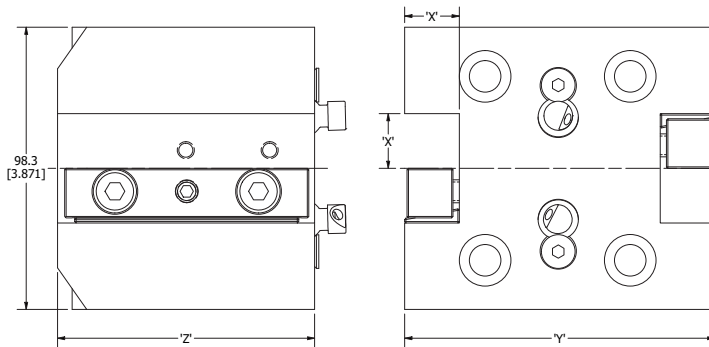
**RECESSED ER COLLET HOLDER** .....pg 426

## HAAS HST20 OD TURNING HOLDER




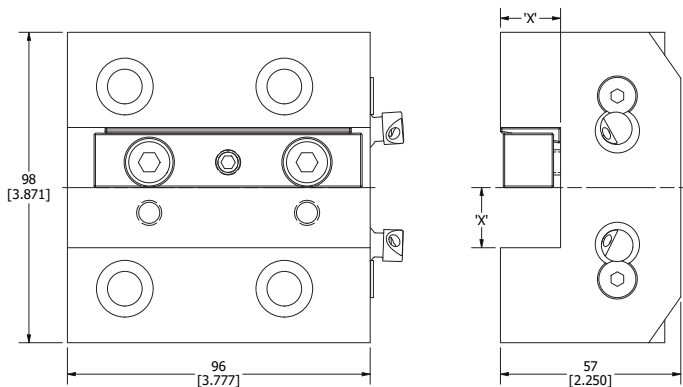
PART NUMBER	DIMENSION 'X'	DIMENSION 'Y'	DIMENSION 'Z'
HST20-8311A	3/4	3.600	3.543
HST20-8311	1.000	4.134	3.871
HST20-8311MA	20mm	91.44mm	90mm
HST20-8311M	25mm	105mm	98.3mm

## HAAS HST20 DOUBLE OD TURNING HOLDER



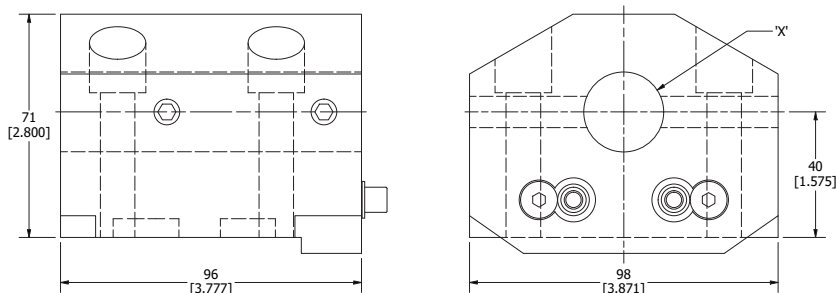
PART NUMBER	DIMENSION 'X'	DIMENSION 'Y'	DIMENSION 'Z'
HST20-8311A DBL	3/4	4.252	3.543
HST20-8311 DBL	1.000	4.803	3.543
HST20-8311A DBLEX	3/4	4.252	4.724
HST20-8311 DBLEX	1.000	4.803	4.724
HST20-8311MA DBL	20mm	108mm	90mm
HST20-8311M DBL	25mm	122mm	90mm
HST20-8311MA DBLEX	20mm	108mm	120mm
HST20-8311M DBLEX	25mm	122mm	120mm

# HAAS HST20 OD FACING HOLDER



PART NUMBER	DIMENSION 'X'
HST20-8411A	0.750
HST20-8411MA	20mm


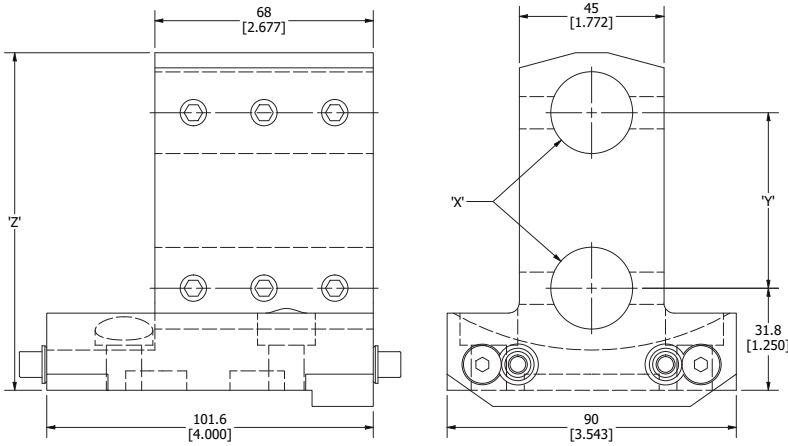
# HAAS HST20 BORING BAR HOLDER



PART NUMBER	DIMENSION 'X'
HST20-8420	3/4
HST20-8425	1.000
HST20-8432	1 1/4
HST20-8435	1 1/2
HST20-8436	2.000
HST20-8420M	20mm
HST20-8425M	25mm
HST20-8432M	32mm
HST20-8435M	40mm
HST20-8436M	50mm

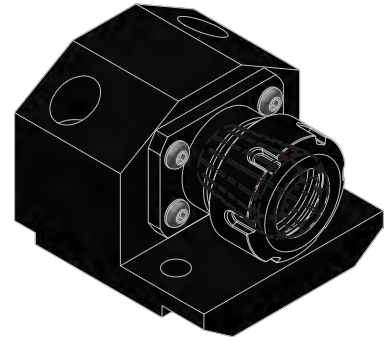
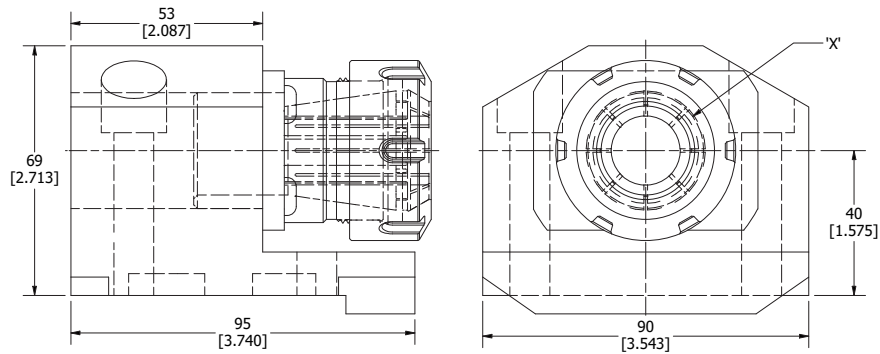


# HAAS HST20 DOUBLE BORING BAR HOLDER



PART NUMBER	DIMENSION 'X'	DIMENSION 'Y'	DIMENSION 'Z'
HST20-8420 DBL	1/2	2.150	3.996
HST20-8425 DBL	1.000	2.150	4.134
HST20-8420 DBLEX	1/2	3.000	4.921
HST20-8420M DBL	20mm	54.6mm	101.5mm
HST20-8425M DBL	25mm	54.6mm	105mm
HST20-8420M DBLEX	20mm	76.2mm	125mm

# HAAS HST20 RECESSED ER COLLET HOLDER


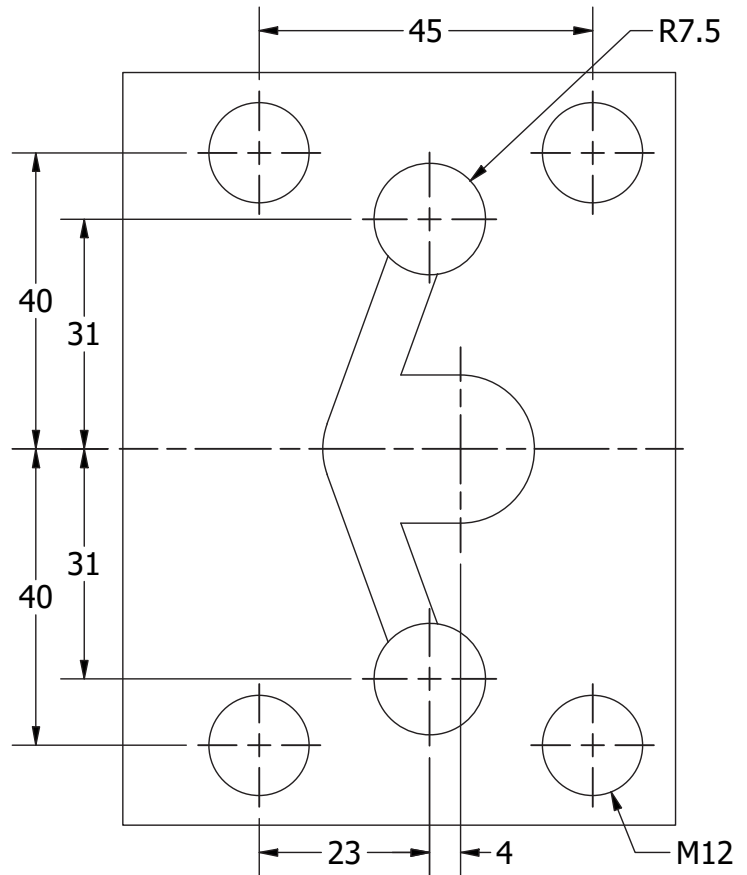


PART NUMBER	COLLET TYPE
HST20-ER25 REC	ER 25
HST20-ER32 REC	ER 32
HST20-ER40 REC	ER 40


# HAAS HSL20-30

## COMPATIBLE MACHINES


- DS-30 (12 station hybrid turret)
- SL-20/30 (12 st. hybrid turret)
- SL-20/30 (BOT-Turret)
- ST-20/25/30/35 (12 st. hybrid turret)
- ST-20/25/30/35 (BOT-turret)
- TL-15/25 (12 st. hybrid turret)
- TL-15/25 (BOT-Turret)



**OD TURNING HOLDER** .....pg 428




**DOUBLE OD TURNING HOLDER** ...pg 428



**OD FACING HOLDER** .....pg 429




**BORING BAR HOLDER** .....pg 429



**SPLIT BORING BAR HOLDER** .....pg 430


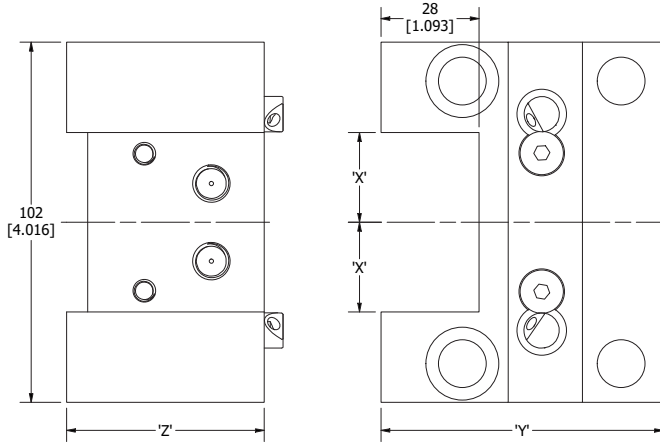


**CAPTO ID HOLDER** .....pg 430




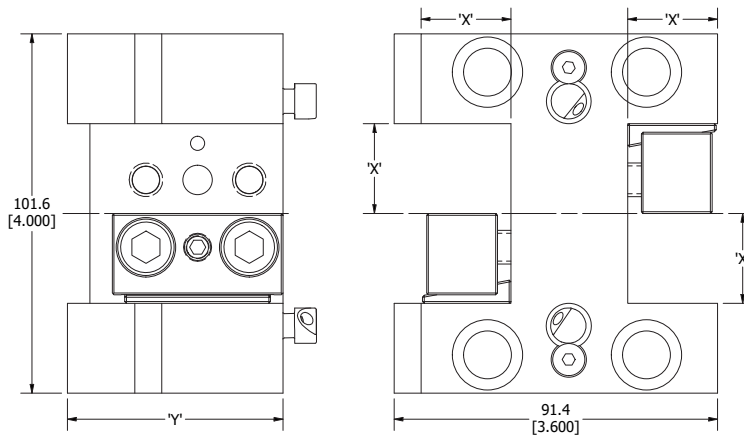
**CAPTO OD HOLDER** .....pg 431

## HAAS HSL20-30 OD TURNING HOLDER



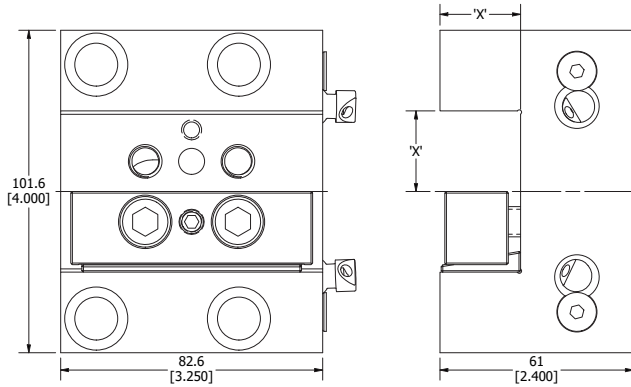
PART NUMBER	DIMENSION 'X'	DIMENSION 'Y'	DIMENSION 'Z'
HSL20/30-8311	1.000	3.150	2.205
HSL20/30-8311 EX	1.000	3.600	3.525
HSL20/30-8311M	25mm	80mm	56mm
HSL20/30-8311M EX	25mm	91.4mm	89.5mm

## HAAS HSL20-30 DOUBLE OD TURNING HOLDER



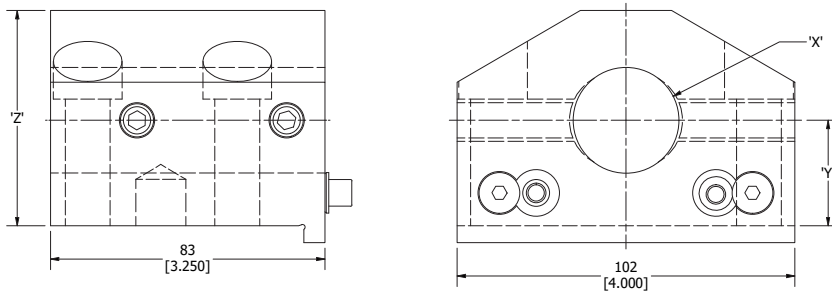
PART NUMBER	DIMENSION 'X'	DIMENSION 'Y'
HSL20/30-8311 DBL	1.000	2.400
HSL20/30-8311 DBLEX	1.000	3.525
HSL20/30-8311M DBL	25mm	61mm
HSL20/30-8311M DBLEX	25mm	89.5mm

# HAAS HSL20-30 OD FACING HOLDER




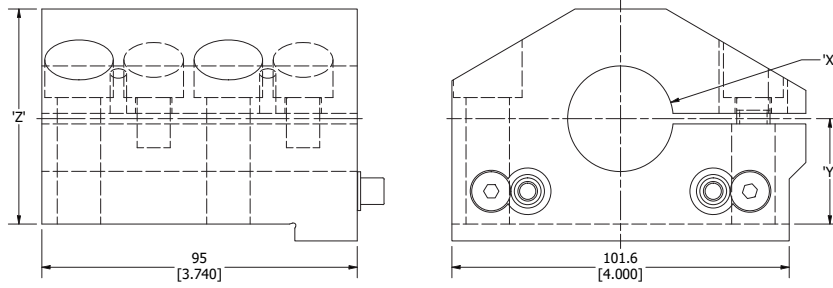
PART NUMBER	DIMENSION 'X'
HSL20/30-8411	1.000
HSL20/30-8411M	25mm

# HAAS HSL20-30 BORING BAR HOLDER



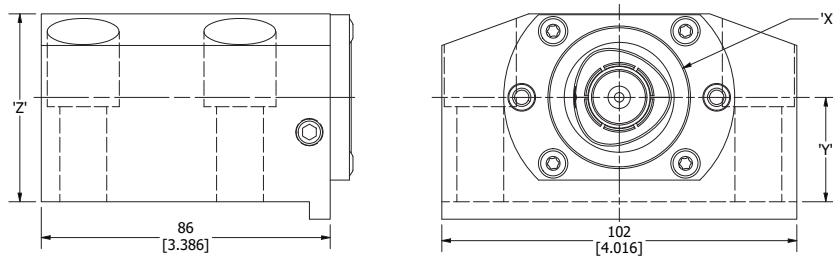
PART NUMBER	DIMENSION 'X'	DIMENSION 'Y'	DIMENSION 'Z'
HSL20/30-8425	1.000	1.250	2.550
HSL20/30-8432	1 1/4	1.250	2.550
HSL20/30-8435	1 1/2	1.250	2.550
HSL20/30-8445	1 3/4	1.250	2.550
HSL20/30-8436	2.000	1.350	2.650
HSL20/30-8437	2 1/2	1.625	3.245
HSL20/30-8425M	25mm	31.75mm	64.8mm
HSL20/30-8432M	32mm	31.75mm	64.8mm
HSL20/30-8435M	40mm	31.75mm	64.8mm
HSL20/30-8445M	45mm	31.75mm	64.8mm
HSL20/30-8436M	50mm	34.3mm	67.3mm
HSL20/30-8437M	65mm	41.275mm	82.43mm

# HAAS HSL20-30 SPLIT BORING BAR HOLDER




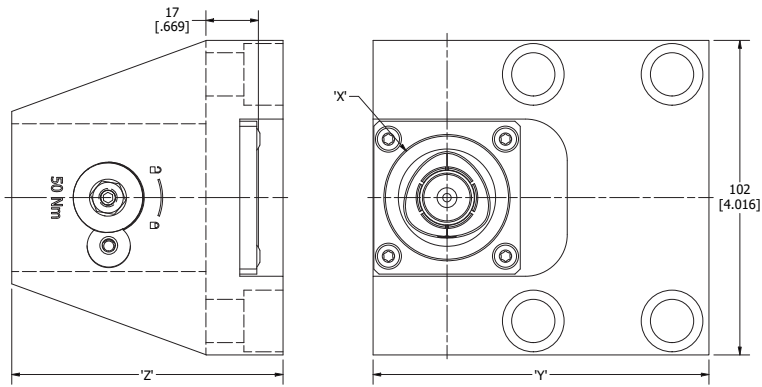
PART NUMBER	DIMENSION 'X'	DIMENSION 'Y'	DIMENSION 'Z'
HSL20/30-8425 SPT	1.000	1.250	2.550
HSL20/30-8432 SPT	1 1/4	1.250	2.550
HSL20/30-8435 SPT	1 1/2	1.250	2.550
HSL20/30-8445 SPT	1 3/4	1.250	2.550
HSL20/30-8436 SPT	2.000	1.350	2.650
HSL20/30-8437 SPT	2 1/2	1.625	3.245
HSL20/30-8425M SPT	25mm	31.75mm	64.8mm
HSL20/30-8432M SPT	32mm	31.75mm	64.8mm
HSL20/30-8435M SPT	40mm	31.75mm	64.8mm
HSL20/30-8445M SPT	45mm	31.75mm	64.8mm
HSL20/30-8436M SPT	50mm	34.3mm	67.3mm
HSL20/30-8437M SPT	65mm	41.275mm	82.43mm

# HAAS HSL20-30 CAPTO ID HOLDER



PART NUMBER	TOOL CLAMPING	DIMENSION 'X'	DIMENSION 'Y'	DIMENSION 'Z'
HSL20/30-C4ID	C4	40mm	30mm	54mm
HSL20/30-C5ID	C5	50mm	40mm	72mm

# HAAS HSL20-30 CAPTO OD HOLDER



HAAS HSL20-30

PART NUMBER	TOOL CLAMPING	DIMENSION 'X'	DIMENSION 'Y'	DIMENSION 'Z'
HSL20/30-C4OD	C4	40mm	109mm	88mm
HSL20/30-C5OD	C5	50mm	139mm	103mm

# HAAS HSL40

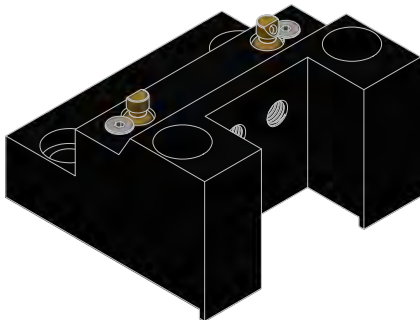
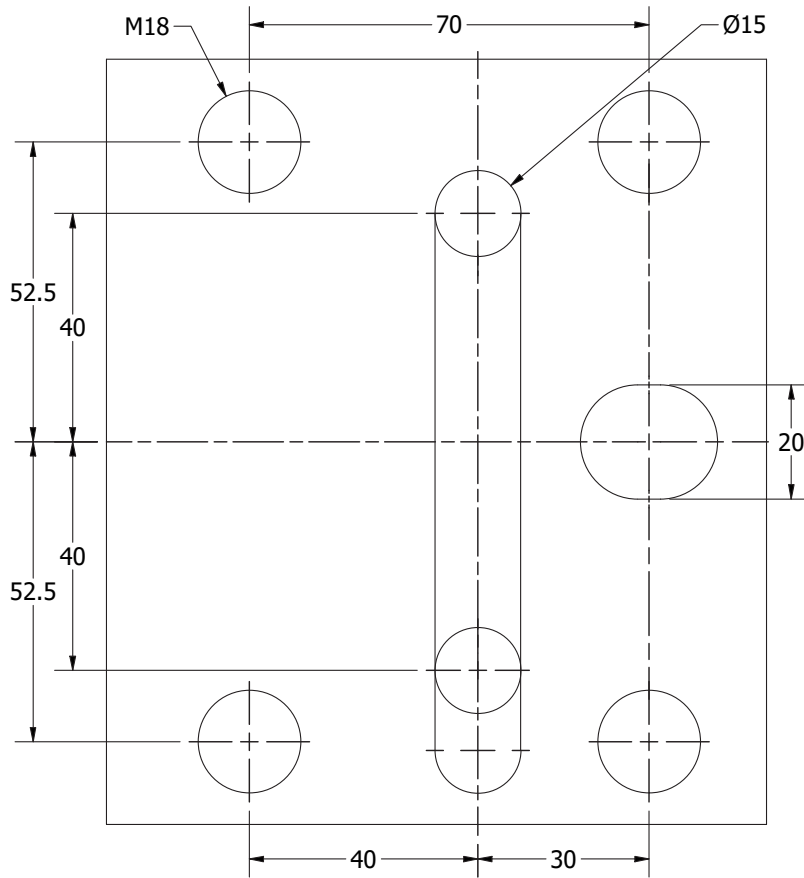
## COMPATIBLE MACHINES

SL-40 (12 station hybrid turret)


ST-40/45 (12 st. hybrid turret)

ST-40/45 (BOT-turret)


ST-40/45 L (12 st. hybrid turret)



**OD TURNING HOLDER** .....pg 434

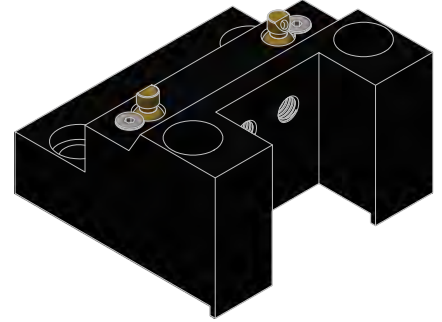
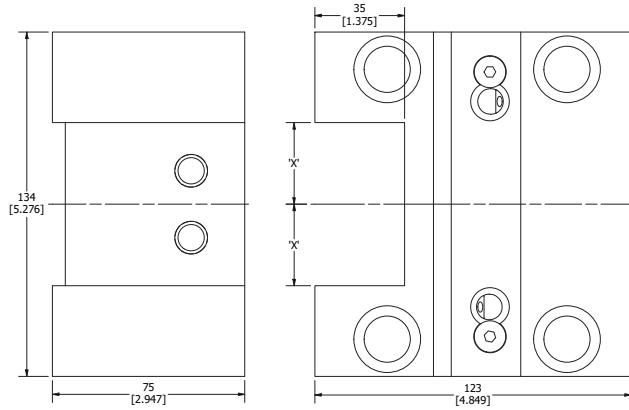


**OD FACING HOLDER** .....pg 434




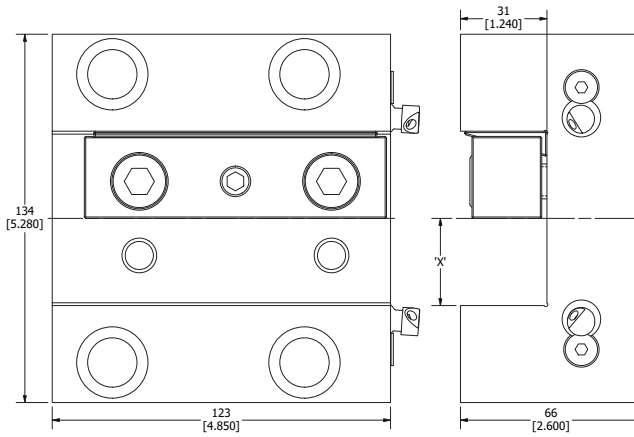
**BORING BAR HOLDER** .....pg 435

# HAAS HSL40 OD TURNING HOLDER



PART NUMBER	DIMENSION 'X'
HSL40-8311B	1.250
HSL40-8311MB	32mm


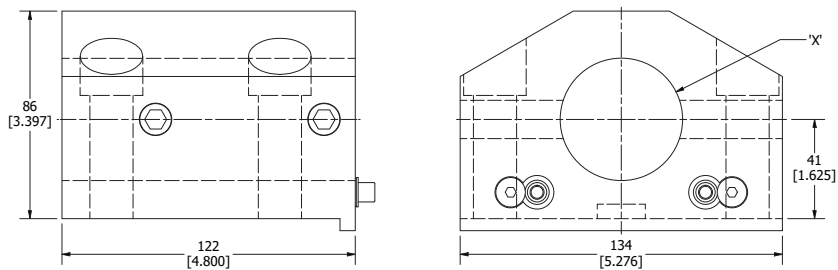
# HAAS HSL40 OD FACING HOLDER



PART NUMBER	DIMENSION 'X'
HSL40-8411B	1.250
HSL40-8411MB	32mm



# HAAS HSL40 BORING BAR HOLDER



HAAS HSL40

PART NUMBER	DIMENSION 'X'
HSL40-8425	1.000
HSL40-8432	1 1/4
HSL40-8435	1 1/2
HSL40-8436	2.000
HSL40-8437	2 1/2
HSL40-8475	3.000
HSL40-8425M	25mm
HSL40-8432M	32mm
HSL40-8435M	40mm
HSL40-8436M	50mm
HSL40-8437M	65mm
HSL40-8480M	80mm

# HAAS H-BMT65

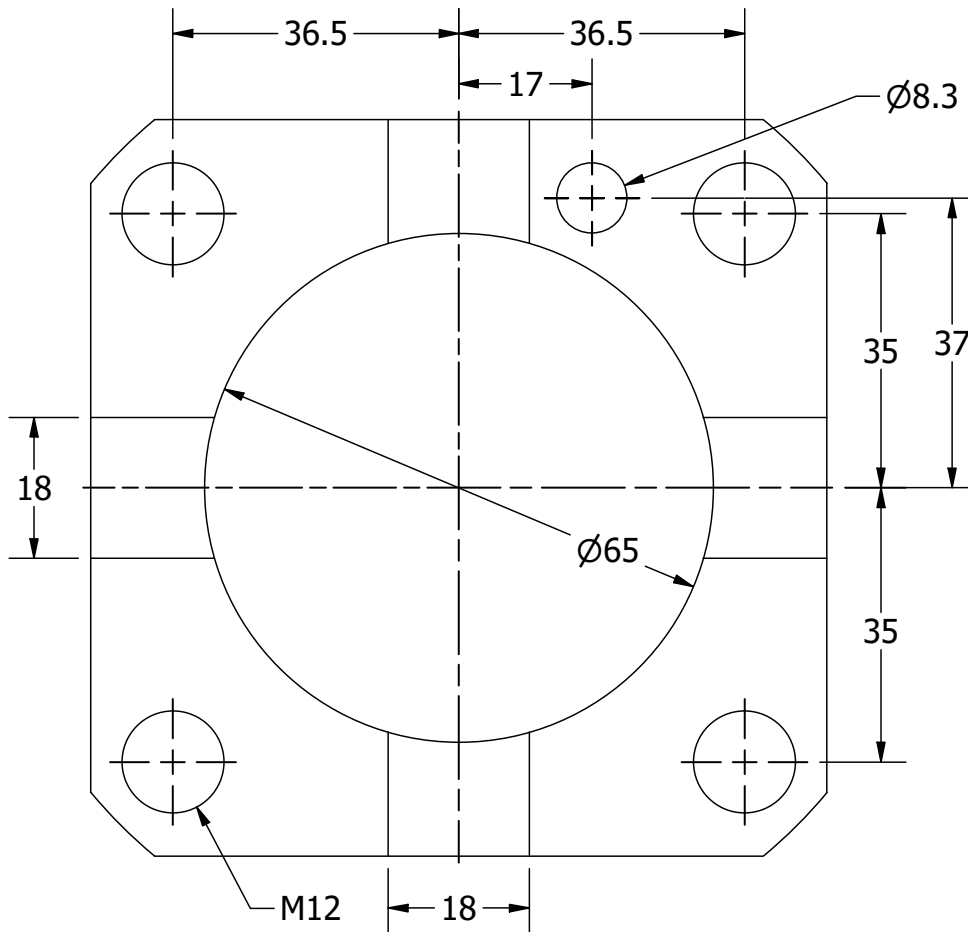
## COMPATIBLE MACHINES

SL-40 (12 station hybrid turret)


ST-40/45 (12 st. hybrid turret)

ST-40/45 (BOT-turret)


ST-40/45 L (12 st. hybrid turret)




# HAAS H-BMT65




**OD TURNING HOLDER** .....pg 440



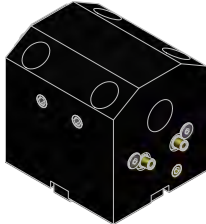
**DOUBLE OD TURNING HOLDER** .....pg 440




**SUB SPINDLE OD TURNING HOLDER** .....pg 440



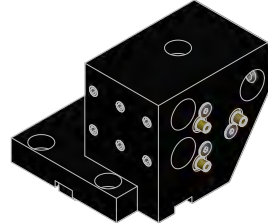
**OD FACING HOLDER** .....pg 441



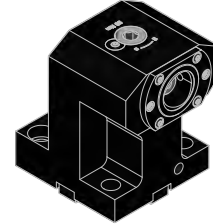
**BORING BAR HOLDER** .....pg 441




**SPLIT BORING BAR HOLDER** .....pg 442




**OFFSET TRIPLE ID HOLDER** .....pg 442




**CAPTO ID HOLDER**.....pg 443



**CAPTO ID HOLDER FOR SUB SPINDLE** .....pg 443




**CAPTO OD HOLDER** .....pg 443



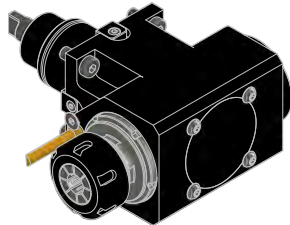
**DOUBLE CAPTO OD HOLDER** .....pg 444



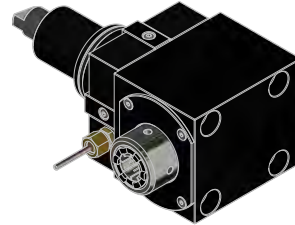
**STRAIGHT DRILL-MILLING LIVE TOOL EXTERNAL NUT**.....pg 444




**STRAIGHT DRILL-MILLING LIVE TOOL INTERNAL NUT**.....pg 444



**RIGHT ANGLE DRILL-MILLING LIVE TOOL EXTERNAL NUT**.....pg 445



**RIGHT ANGLE DRILL-MILLING LIVE TOOL INTERNAL NUT** .....pg 445


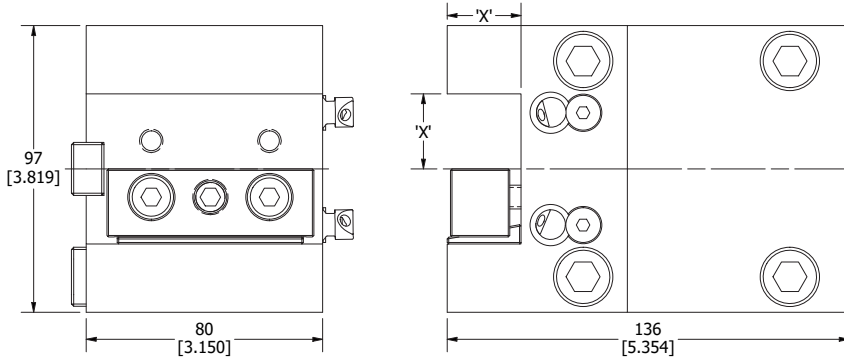


**DOUBLE RIGHT ANGLE DRILL-MILLING LIVE TOOL**.....pg 446



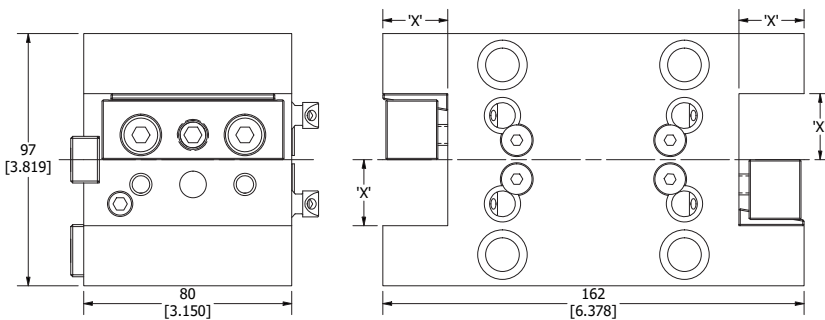
**ADJUSTABLE ANGLE LIVE TOOL** .....pg 446

## HAAS H-BMT65 OD TURNING HOLDER




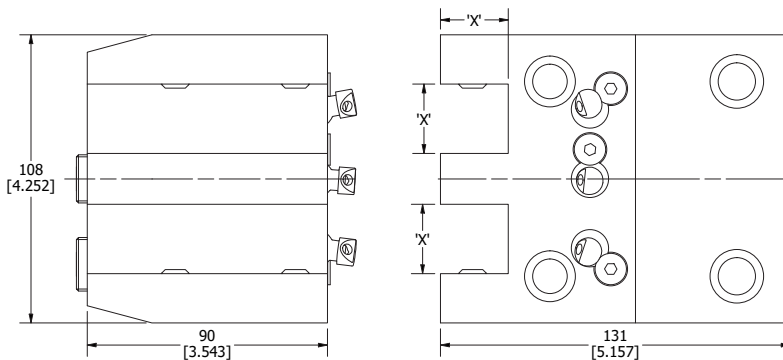
PART NUMBER	DIMENSION 'X'
H-BMT65-8311	1.000
H-BMT65-8311M	25mm

## HAAS H-BMT65 DOUBLE OD TURNING HOLDER



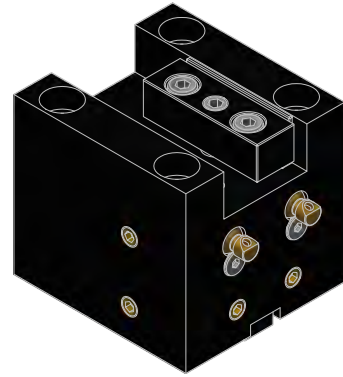
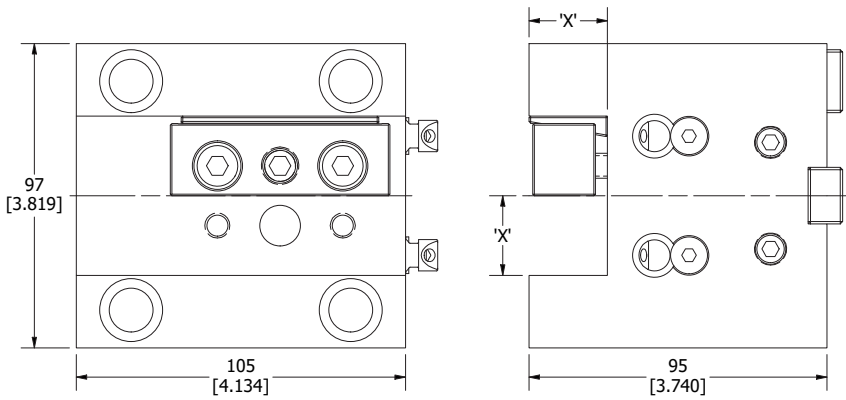
PART NUMBER	DIMENSION 'X'
H-BMT65-8311 DBL	1.000
H-BMT65-8311M DBL	25mm

## HAAS H-BMT65 SUB SPINDLE OD TURNING HOLDER



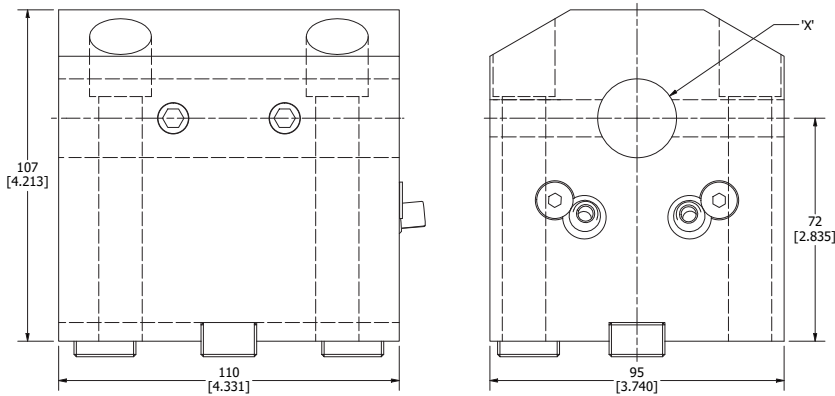
PART NUMBER	DIMENSION 'X'
H-BMT65-8311 DBLSS	1.000
H-BMT65-8311M DBLSS	25mm

# HAAS H-BMT65 OD FACING HOLDER



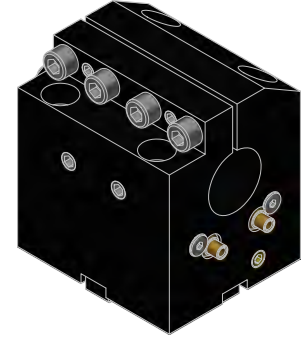
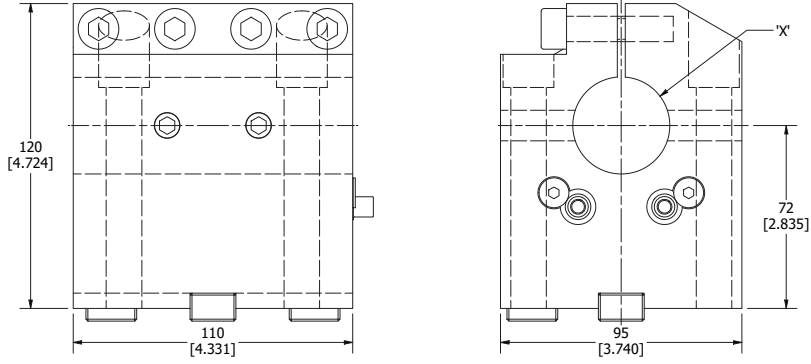
PART NUMBER	DIMENSION 'X'
H-BMT65-8411	1.000
H-BMT65-8411M	25mm

# HAAS H-BMT65 BORING BAR HOLDER



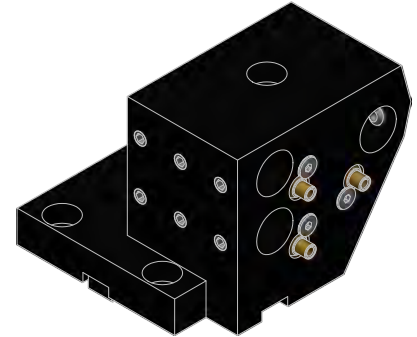
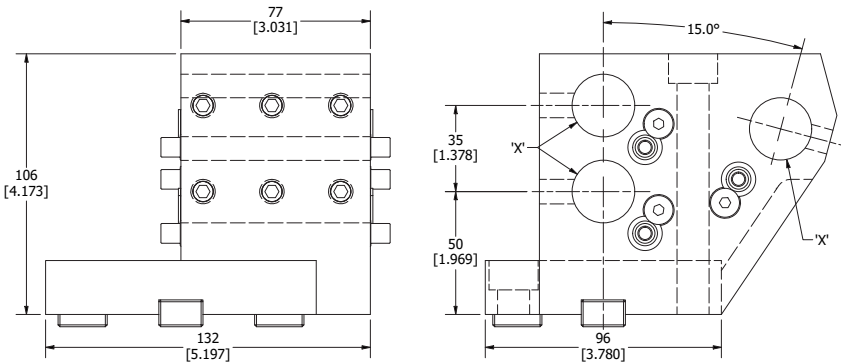
PART NUMBER	DIMENSION 'X'
H-BMT65-8425	1.000
H-BMT65-8432	1 1/4
H-BMT65-8435	1 1/2
H-BMT65-8436	2.000
H-BMT65-8425M	25mm
H-BMT65-8432M	32mm
H-BMT65-8435M	40mm
H-BMT65-8436M	50mm

# HAAS H-BMT65 SPLIT BORING BAR HOLDER



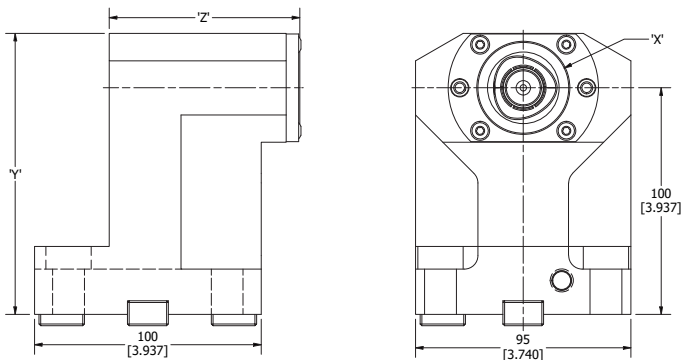
PART NUMBER	DIMENSION 'X'
H-BMT65-8425 SPT	1.000
H-BMT65-8432 SPT	1 1/4
H-BMT65-8435 SPT	1 1/2
H-BMT65-8425M SPT	25mm
H-BMT65-8432M SPT	32mm
H-BMT65-8435M SPT	40mm

# HAAS H-BMT65 OFFSET TRIPLE ID HOLDER



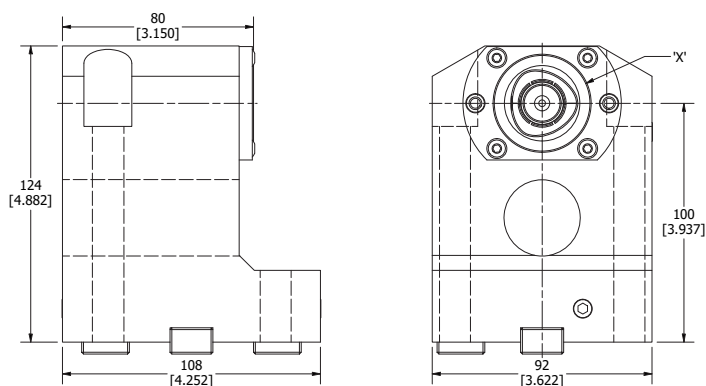
PART NUMBER	DIMENSION 'X'
H-BMT65-8425 TPL	1.000
H-BMT65-8425M TPL	25mm

## HAAS H-BMT65 CAPTO ID HOLDER




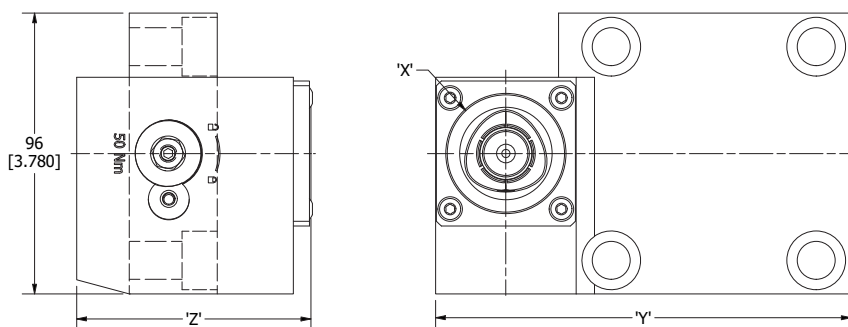
PART NUMBER	TOOL CLAMPING	DIMENSION 'X'	DIMENSION 'Y'	DIMENSION 'Z'
H-BMT65-C4ID	C4	40mm	124mm	84mm
H-BMT65-C5ID	C5	50mm	132mm	94mm

## HAAS H-BMT65 CAPTO ID HOLDER FOR SUB SPINDLE




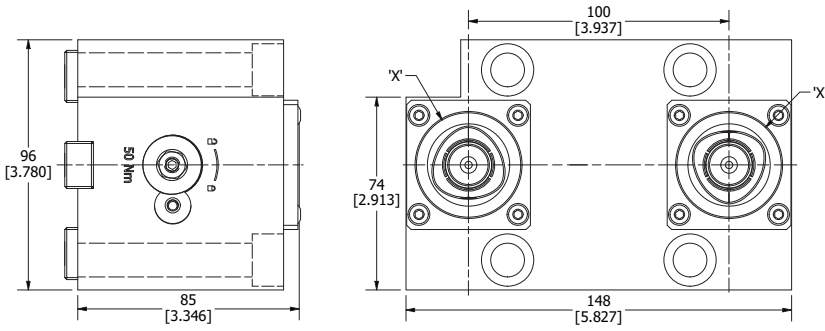
PART NUMBER	TOOL CLAMPING	DIMENSION 'X'
H-BMT65-C4ID SS	C4	40mm

## HAAS H-BMT65 CAPTO OD HOLDER



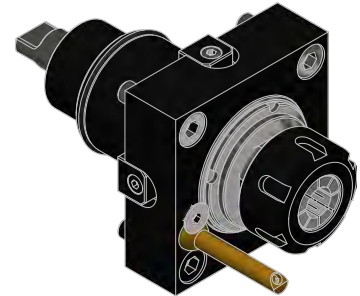
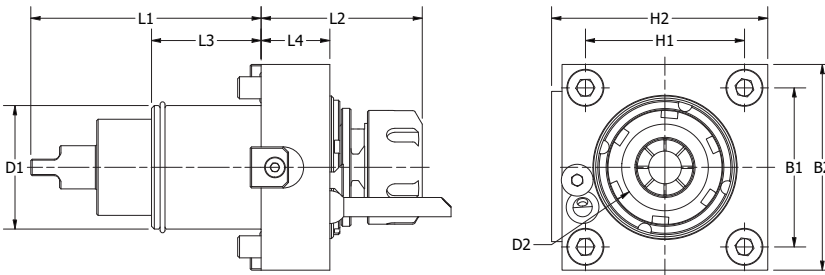
PART NUMBER	TOOL CLAMPING	DIMENSION 'X'	DIMENSION 'Y'	DIMENSION 'Z'
H-BMT65-C4OD	C4	40mm	142mm	80mm
H-BMT65-C5OD	C5	50mm	175mm	90mm

# HAAS H-BMT65 DOUBLE CAPTO OD HOLDER



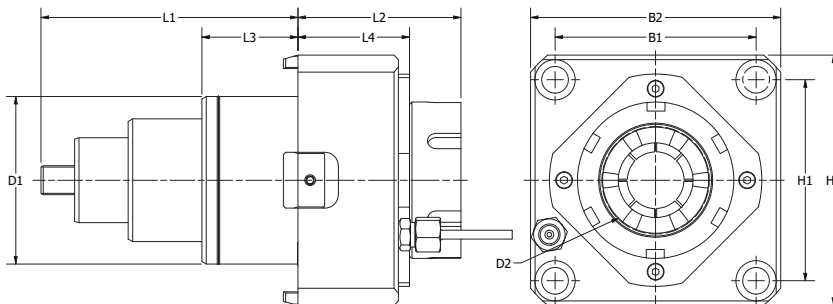
PART NUMBER	TOOL CLAMPING	DIMENSION 'X'
H-BMT65-C4OD DBL	C4	40mm

# HAAS H-BMT65 STRAIGHT DRILL-MILLING LIVE TOOL EXTERNAL NUT



NAME	COOLANT	D1	D2	H1	H2	B1	B2	L1	L2	L3	L4	N2 MAX	N1:N2	NM
BMT65-ER32-SLT	Ext.	65	2-20 ER32	70	95	73	95	112	76.3	32	43.7	6000	1:1	70
BMT65-ER32-SLT INT	Internal/External - 20 bar	65	2-20 ER32	70	95	73	95	112	76.3	32	43.7	6000	1:1	70

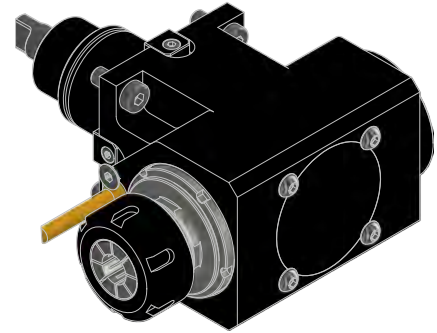
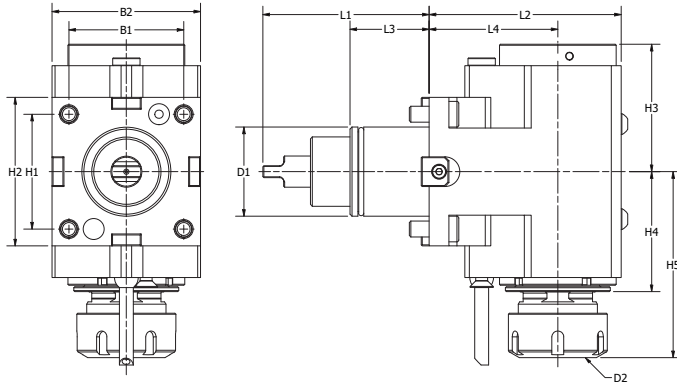
# HAAS H-BMT65 STRAIGHT DRILL-MILLING LIVE TOOL INTERNAL NUT



NAME	COOLANT	D1	D2	H1	H2	B1	B2	L1	L2	L3	L4	N2 MAX	N1:N2	NM
BMT65-ER32-SLT ITH	Ext.	65	2-20 ER32	70	95	73	95	112	64	32	42.5	6000	1:1	70


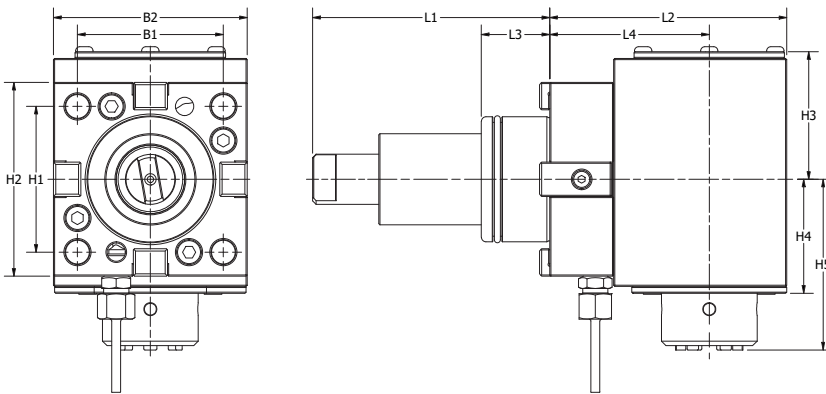


# HAAS H-BMT65 RIGHT ANGLE DRILL-MILLING LIVE TOOL EXTERNAL NUT




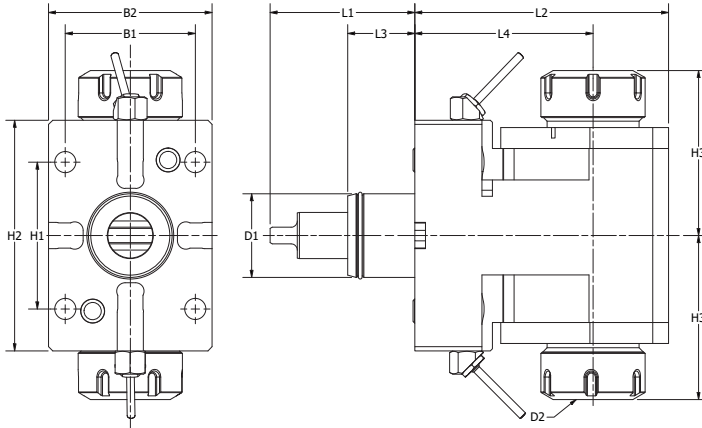
PART NUMBER	COOLANT	D1	D2	H1	H2	H3	H4	H5	B1	B2	L1	L2	L3	L4	N2 MAX	N1:N2	NM
BMT65-ER32-RA-72CL	Ext.	65	2-20 ER32	70	100	59	78.7	111.3	73	94	112	110	32	72	6000	1:1	70
BMT65-ER32-RA-100CL	Ext.	65	2-20 ER32	70	100	59	78.7	111.3	73	94	112	138	32	100	6000	1:1	70
BMT65-ER32-RA-72CL INT	Internal/External - 20 bar	65	2-20 ER32	70	100	59	78.7	111.3	73	94	112	110	32	72	6000	1:1	70
BMT65-ER32-RA-100CL INT	Internal/External - 20 bar	65	2-20 ER32	70	100	59	78.7	111.3	73	94	112	138	32	100	6000	1:1	70

# HAAS H-BMT65 RIGHT ANGLE DRILL-MILLING LIVE TOOL INTERNAL NUT




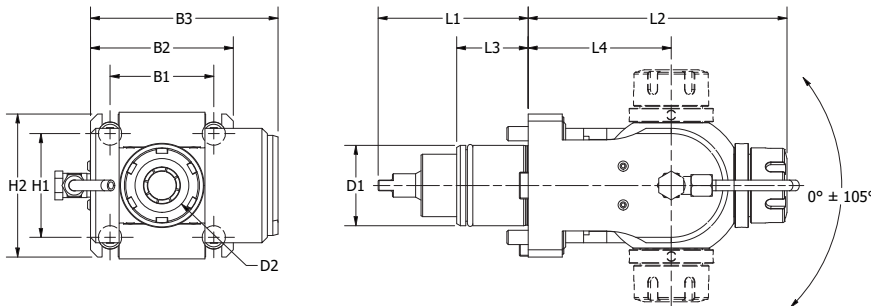
PART NUMBER	COOLANT	D1	D2	H1	H2	H3	H4	H5	B1	B2	L1	L2	L3	L4	N2 MAX	N1:N2	NM
BMT65-ER32-RA-72CL-ITH	Ext.	65	2-20 ER32	70	94	59	70.5	100	73	94	112	112	32	72	6000	1:1	70
BMT65-ER32-RA-100CL-ITH	Ext.	65	2-20 ER32	70	94	59	70.5	92	73	94	112	140	32	100	6000	1:1	70

# HAAS H-BMT65 DOUBLE RIGHT ANGLE DRILL-MILLING LIVE TOOL



PART NUMBER	COOLANT	D1	D2	H1	H2	H3	B1	B2	L1	L2	L3	L4	N2 MAX	N1:N2	NM
BMT65-ER32-RA2-72CL	Ext.	65	2-20 ER32	70	94	93	73	94	112	104	32	72	6000	1:1	70
BMT65-ER32-RA2-100CL	Ext.	65	2-20 ER32	70	94	93	73	94	112	132	32	100	6000	1:1	70

# HAAS H-BMT65 ADJUSTABLE ANGLE LIVE TOOL

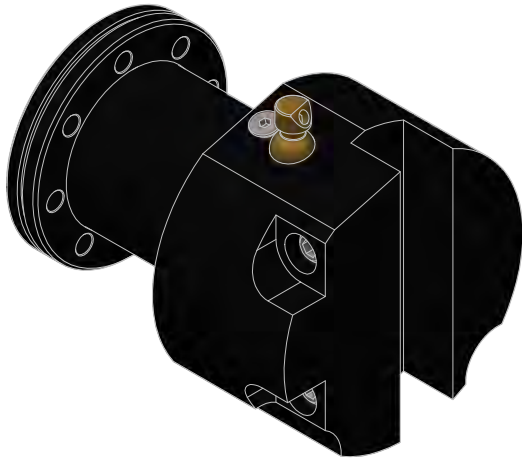


PART NUMBER	COOLANT	D1	D2	H1	H2	B1	B2	L1	L2	L3	L4	N2 MAX	N1:N2	NM
BMT65-ER25-ADJ90	Ext.	65	2-16 ER25	70	94	73	94	112	142	32	75	6000	1:1	25
BMT65-ER25-ADJ90 INT	Internal/External - 20 bar	65	2-16 ER25	70	94	73	94	112	142	32	75	6000	1:1	25

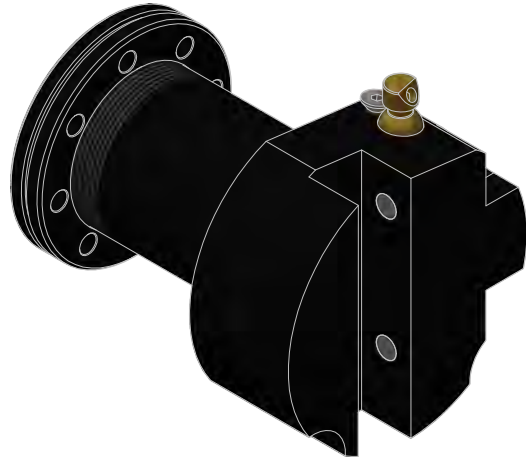
# HAAS HL2

## COMPATIBLE MACHINES


HL2



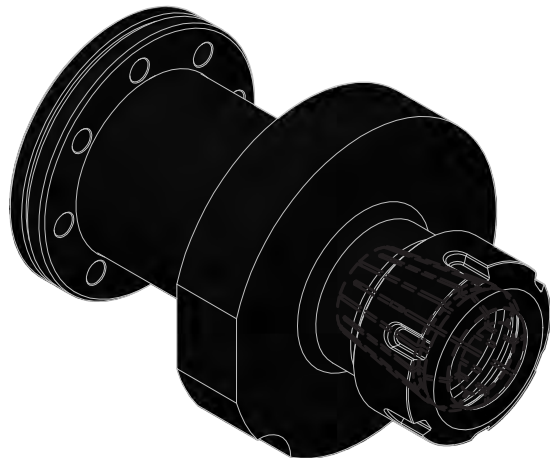
**LEFT HAND TURNING HOLDER** .....pg 448



**RIGHT HAND TURNING HOLDER** .....pg 448

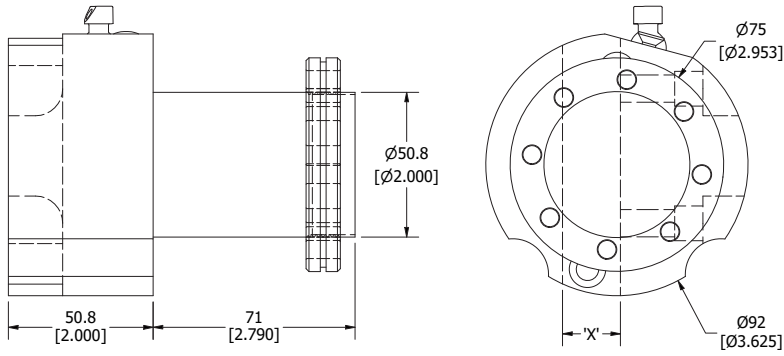


**BORING BAR HOLDER** .....pg 449



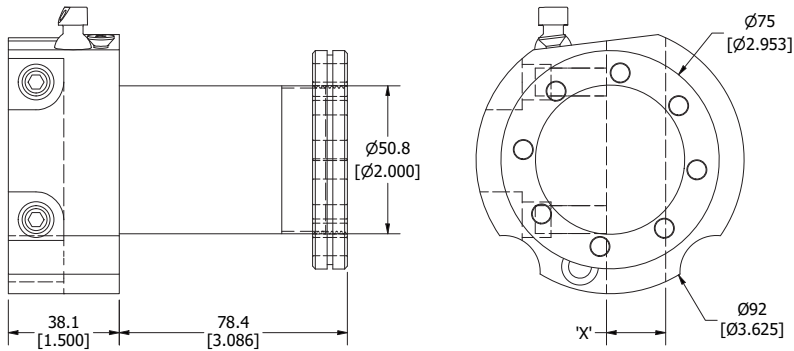
**ER COLLET HOLDER** .....pg 449

# HAAS HL2 LEFT HAND TURNING HOLDER




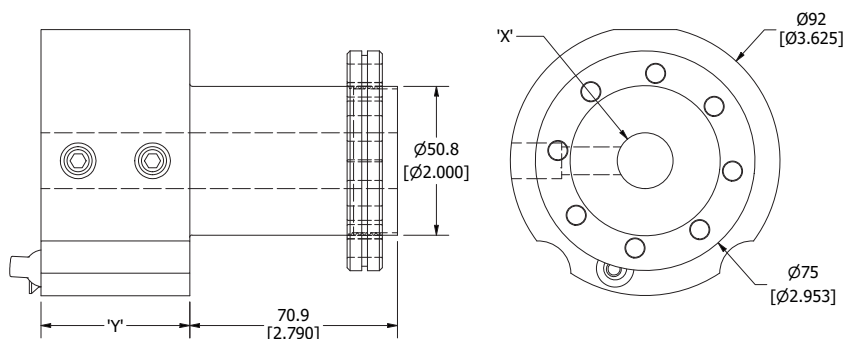
PART NUMBER	DIMENSION 'X'
HL2-23.5020	3/4
HL2-23.5025	1.000
HL2-23.5020M	20mm
HL2-23.5025M	25mm

# HAAS HL2 RIGHT HAND TURNING HOLDER




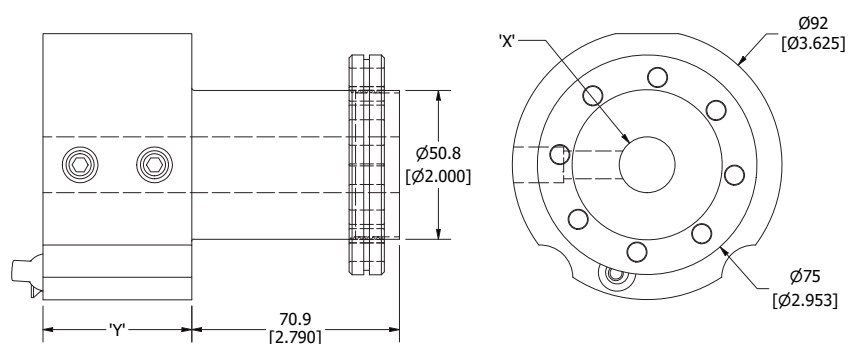
PART NUMBER	DIMENSION 'X'
HL2-24.5020	3/4
HL2-24.5025	1.000
HL2-24.5020M	20mm
HL2-24.5025M	25mm

# HAAS HL2 BORING BAR HOLDER



PART NUMBER	DIMENSION 'X' (IN)	DIMENSION 'Y' (IN)
HL2-52.5012	1/2	2
HL2-52.5016	5/8	2
HL2-52.5020	3/4	2
HL2-52.5025	1.000	2
HL2-52.5032	1 1/4	2
HL2-52.5040	1 1/2	2
HL2-52.5045	1 3/4	2
HL2-52.5050	1.000	4
HL2-52.5012M	12mm	50.8
HL2-52.5016M	16mm	50.8
HL2-52.5020M	20mm	50.8
HL2-52.5025M	25mm	50.8
HL2-52.5032M	32mm	50.8
HL2-52.5040M	40mm	50.8
HL2-52.5045M	45mm	50.8
HL2-52.5050M	50mm	101.6

# HAAS HL2 ER COLLET HOLDER

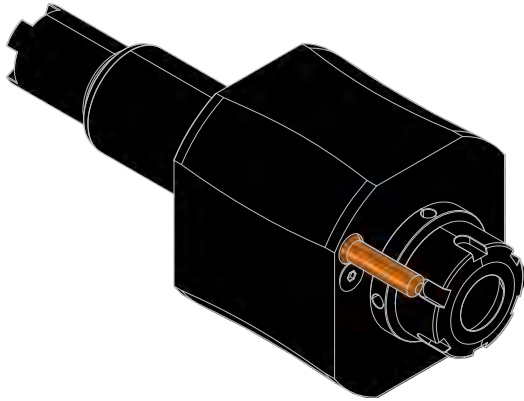


PART NUMBER	COLLET TYPE
HL2-53.5025	ER25
HL2-53.5032	ER32
HL2-53.5040	ER40

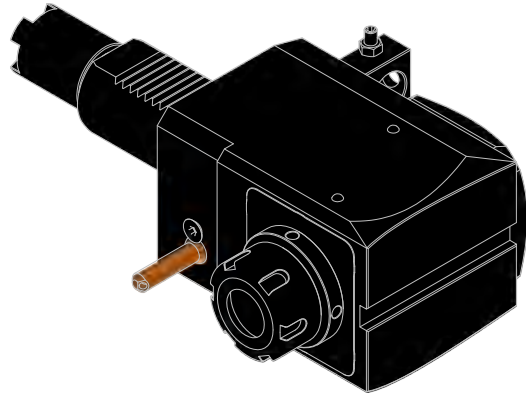
# HAAS H104

## COMPATIBLE MACHINES

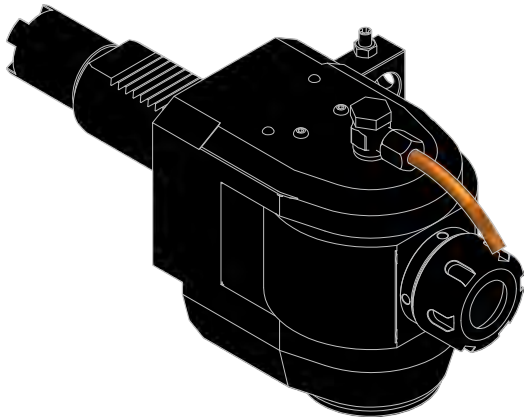
SL-20/30 (VDI turret)



**STRAIGHT DRILL-MILLING LIVE TOOL** .....pg 452

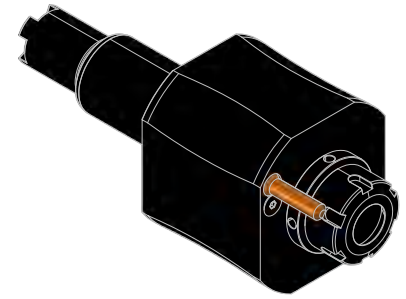
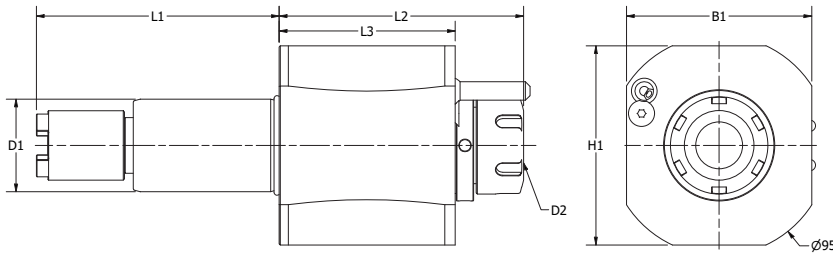


**RIGHT ANGLE DRILL-MILLING LIVE TOOL** .....pg 452



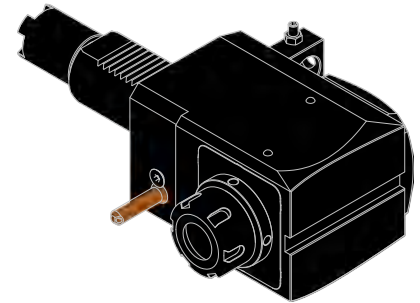
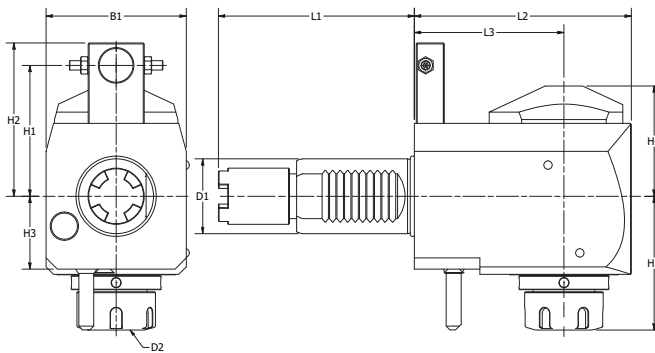
**ADJUSTABLE ANGLE LIVE TOOL** .....pg 452

## HAAS H104 STRAIGHT DRILL-MILLING LIVE TOOL



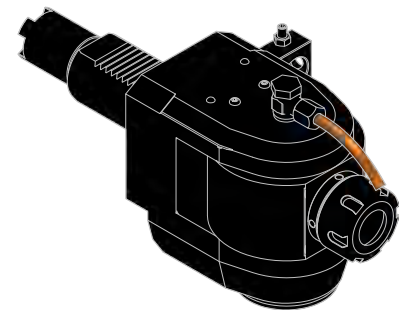
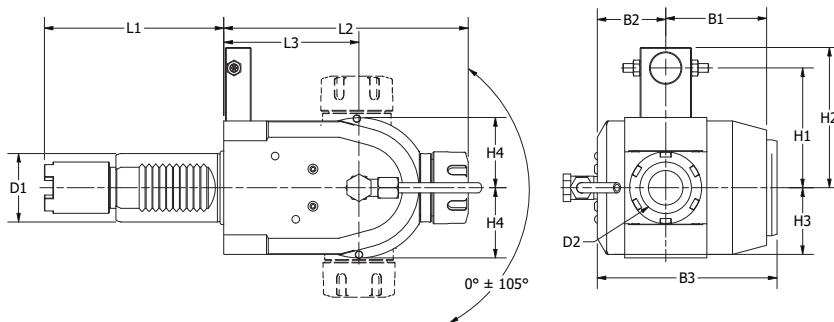
PART NAME	COOLANT	D1	D2	L1(MM)	L1(IN)	L2	L3	B1	H1	N.MAX	N1/N2	NM	KG.
H104-ER32-SLT	Ext.	40	4-20 ER32	104.85	4.128	105.60	76	80	86	6000	1:1	50	4.0
H104-ER32-SLT INT	Int.	40	4-20 ER32	104.85	4.128	105.60	76	80	86	6000	1:1	50	4.0

## HAAS H104 RIGHT ANGLE DRILL-MILLING LIVE TOOL



PART NAME	COOLANT	D1	D2	L1(MM)	L1(IN)	L2	L3	B1	H1	H2	H3	H4	H5	N.MAX	N1/N2	NM	KG.
H104-ER32-RA	Ext.	40	4-20 ER32	104.85	4.128	116	80	75	70	82	39	59	74.6	6000	1:1	50	6.8
H104-ER32-RA INT	Int.	40	4-20 ER32	104.85	4.128	116	80	75	70	82	39	59	74.6	6000	1:1	50	6.8

## HAAS H104 ADJUSTABLE ANGLE LIVE TOOL



PART NAME	COOLANT	D1	D2	L1(MM)	L1(IN)	L2	L3	B1	B2	B3	H1	H2	H3	H4	N.MAX	N1/N2	NM	KG.
H104-ER25-ADJ90	Ext.	40	1-16 ER25	104.85	4.128	142.8	79	59	40	105	70	82	39	41	6000	1:1	25	6.8

# HAAS H117

## COMPATIBLE MACHINES

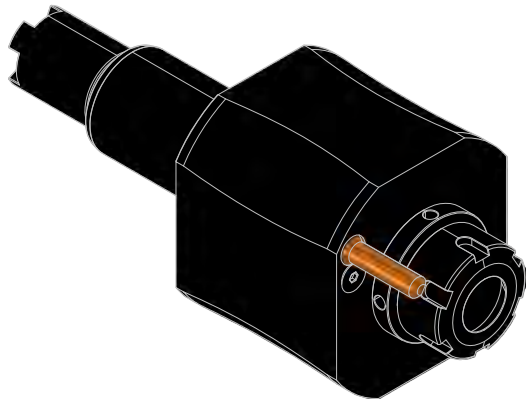
DS-30 (12 station hybrid turret)

SL-20/30, TL-15/25 (12 st. hybrid turret)

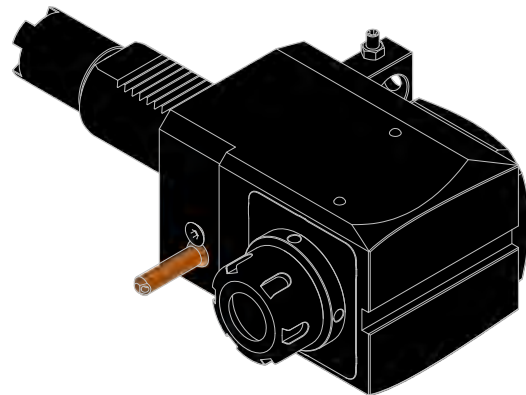
SL-40 (VDI turret)

ST-10/15 (12 station hybrid turret)

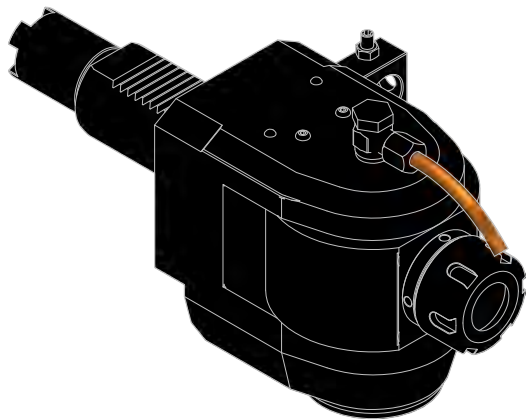
ST-10/15/20/25/30/35 (VDI turret)



**STRAIGHT DRILL-MILLING LIVE TOOL** .....pg 454



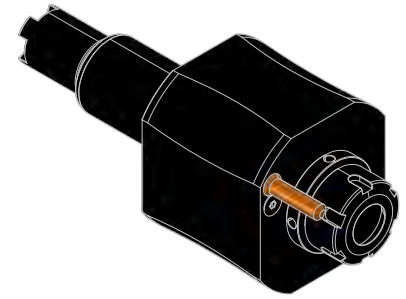
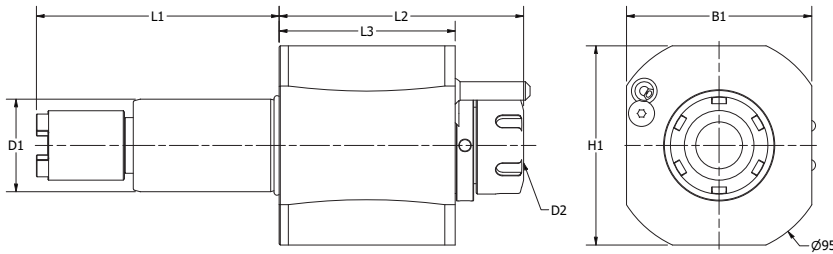
**RIGHT ANGLE DRILL-MILLING LIVE TOOL** .....pg 454



**ADJUSTABLE ANGLE LIVE TOOL** .....pg 454

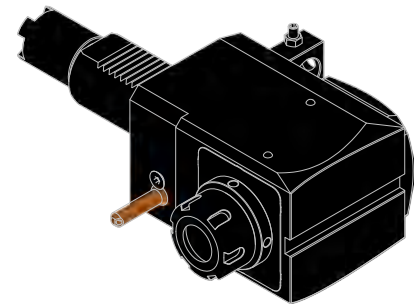
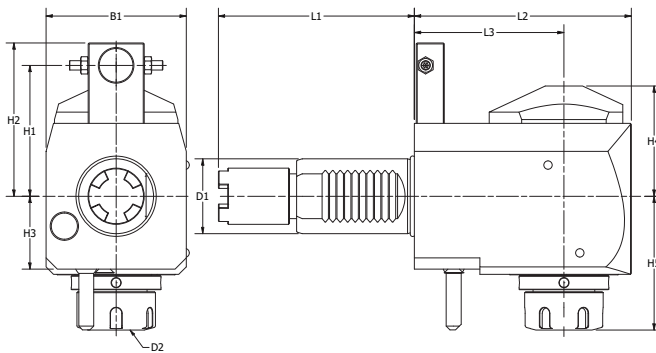


# HAAS H117 STRAIGHT DRILL-MILLING LIVE TOOL



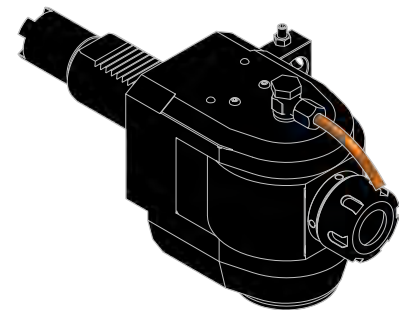
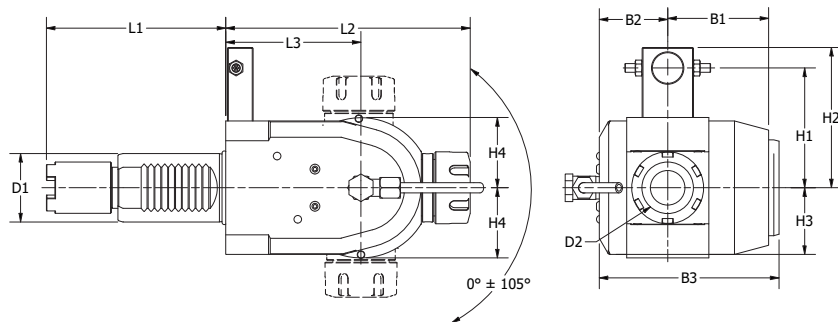
PART NAME	COOLANT	D1	D2	L1(MM)	L1(IN)	L2	L3	B1	H1	N.MAX	N1/N2	NM	KG.
H117-ER32-SLT	Ext.	40	4-20 ER32	117.55	4.628	105.60	76	80	86	6000	1:1	50	4.0
H117-ER32-SLT INT	Int.	40	4-20 ER32	117.55	4.628	105.60	76	80	86	6000	1:1	50	4.0

# HAAS H117 RIGHT ANGLE DRILL-MILLING LIVE TOOL



PART NAME	COOLANT	D1	D2	L1(MM)	L1(IN)	L2	L3	B1	H1	H2	H3	H4	H5	N.MAX	N1/N2	NM	KG.
H117-ER32-RA	Ext.	40	4-20 ER32	117.55	4.628	116	80	75	70	82	39	59	74.6	6000	1:1	50	6.8
H117-ER32-RA INT	Int.	40	4-20 ER32	117.55	4.628	116	80	75	70	82	39	59	74.6	6000	1:1	50	6.8

# HAAS H117 ADJUSTABLE ANGLE LIVE TOOL



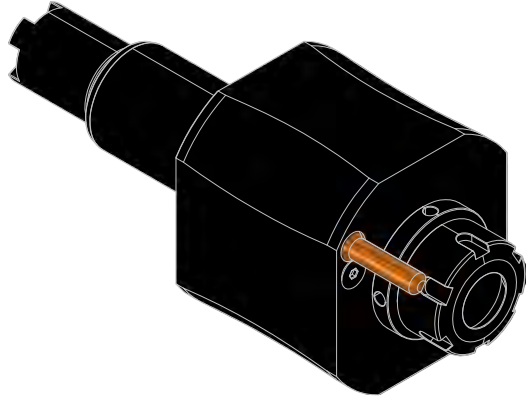
PART NAME	COOLANT	D1	D2	L1(MM)	L1(IN)	L2	L3	B1	B2	B3	H1	H2	H3	H4	N.MAX	N1/N2	NM	KG.
H117-ER25-ADJ90	Ext.	40	1-16 ER25	117.55	4.628	142.8	79	59	40	105	70	82	39	41	6000	1:1	25.0	6.8

# HAAS H130

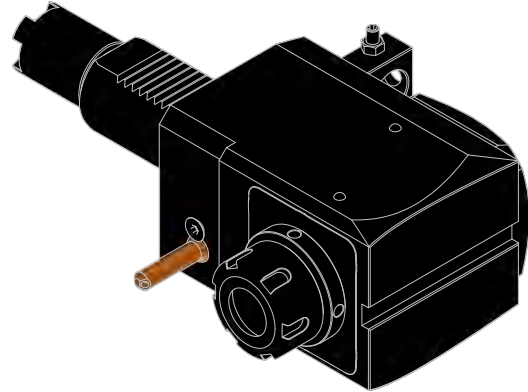
## COMPATIBLE MACHINES

SL-40 (12 station hybrid turret)

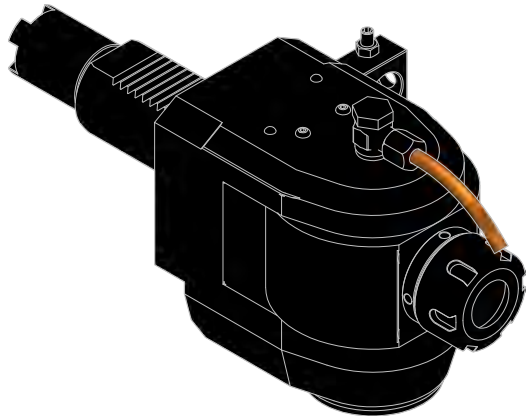
ST-40/45, ST-40/45 L (12 st. hybrid turret)



**STRAIGHT DRILL-MILLING LIVE TOOL** .....pg 456

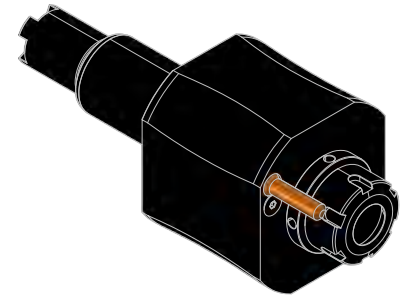
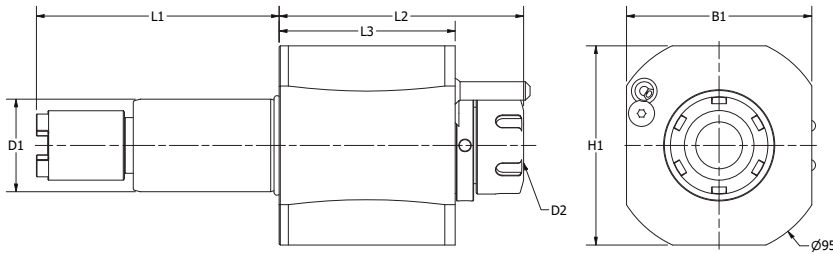


**RIGHT ANGLE DRILL-MILLING LIVE TOOL** .....pg 456



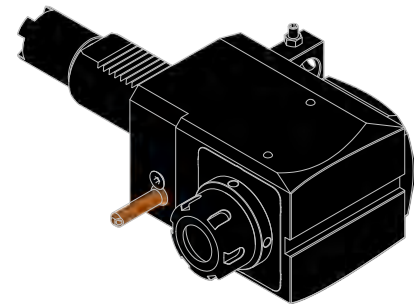
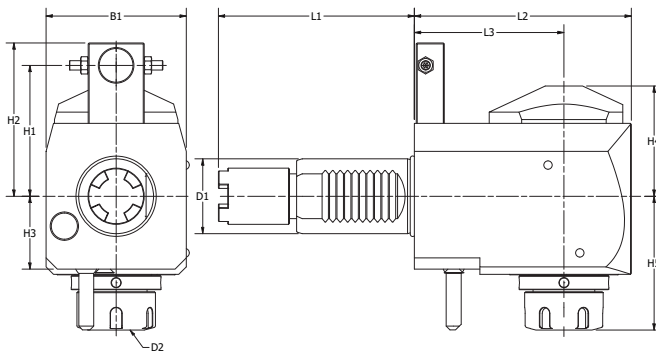
**ADJUSTABLE ANGLE LIVE TOOL** .....pg 456

## HAAS H130 STRAIGHT DRILL-MILLING LIVE TOOL



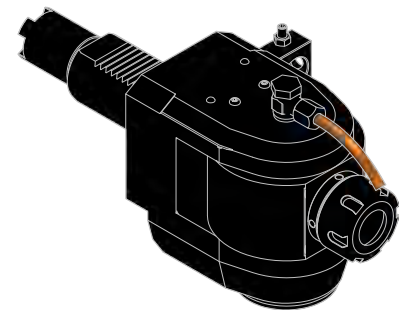
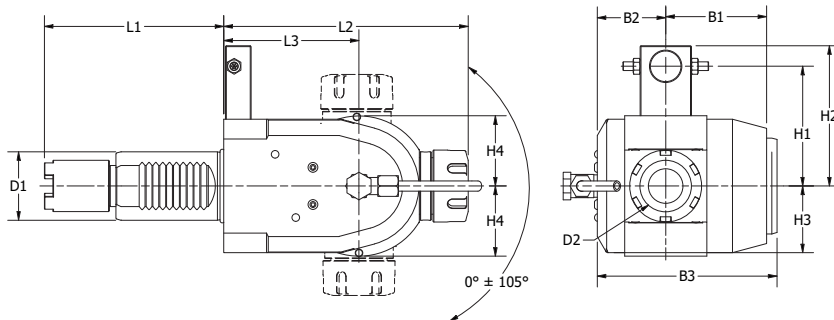
PART NAME	COOLANT	D1	D2	L1(MM)	L1(IN)	L2	L3	B1	H1	N.MAX	N1/N2	NM	KG.
H130-ER32-SLT	Ext.	40	4-20 ER32	130.25	5.128	105.60	76	80	86	6000	1:1	50	4.0
H130-ER32-SLT INT	Int.	40	4-20 ER32	130.25	5.128	105.60	76	80	86	6000	1:1	50	4.0

## HAAS H130 RIGHT ANGLE DRILL-MILLING LIVE TOOL



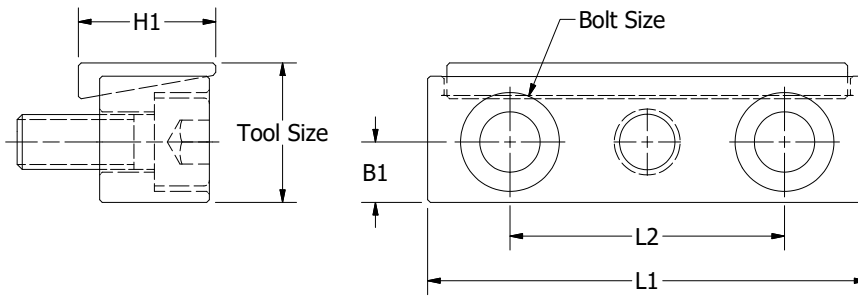
PART NAME	COOLANT	D1	D2	L1(MM)	L1(IN)	L2	L3	B1	H1	H2	H3	H4	H5	N.MAX	N1/N2	NM	KG.
H130-ER32-RA	Ext.	40	4-20 ER32	130.25	5.128	116	80	75	70	82	39	59	74.6	6000	1:1	50	6.8
H130-ER32-RA INT	Int.	40	4-20 ER32	130.25	5.128	116	80	75	70	82	39	59	74.6	6000	1:1	50	6.8

## HAAS H130 ADJUSTABLE ANGLE LIVE TOOL



PART NAME	COOLANT	D1	D2	L1(MM)	L1(IN)	L2	L3	B1	B2	B3	H1	H2	H3	H4	N.MAX	N1/N2
H130-ER25-ADJ90	Ext.	40	1-16 ER25	130.25	5.128	142.8	79	59	40	105	70	82	39	41	6000	1:1

# HAAS TURRET WEDGES



PART NUMBER	TOOL SIZE	L1	L2	H1	B1	BOLT SIZE
TW H.75X1.90X1.15	3/4"	1.90"	1.15"	.75"	.250"	1/4/20
TW H1.0X1.90X1.15	1"	1.90"	1.15"	.98"	.375"	3/8/16
TW H1.0X3.00X1.15	1"	3.00"	1.15"	.98"	.375"	3/8/16
TW 1.0X80X50	1"	80 mm	50 mm	25 mm	11 mm	3/8/16
TW 1.25X110X70-M12	1 1/4"	110 mm	70 mm	30 mm	13.5 mm	1/2/13



**Puma200S** ..... pg 461

**Puma200K** ..... pg 465

**Puma300S** ..... pg 469

**Puma300K** ..... pg 473

# DOOSAN PUMA200S

## COMPATIBLE MACHINES


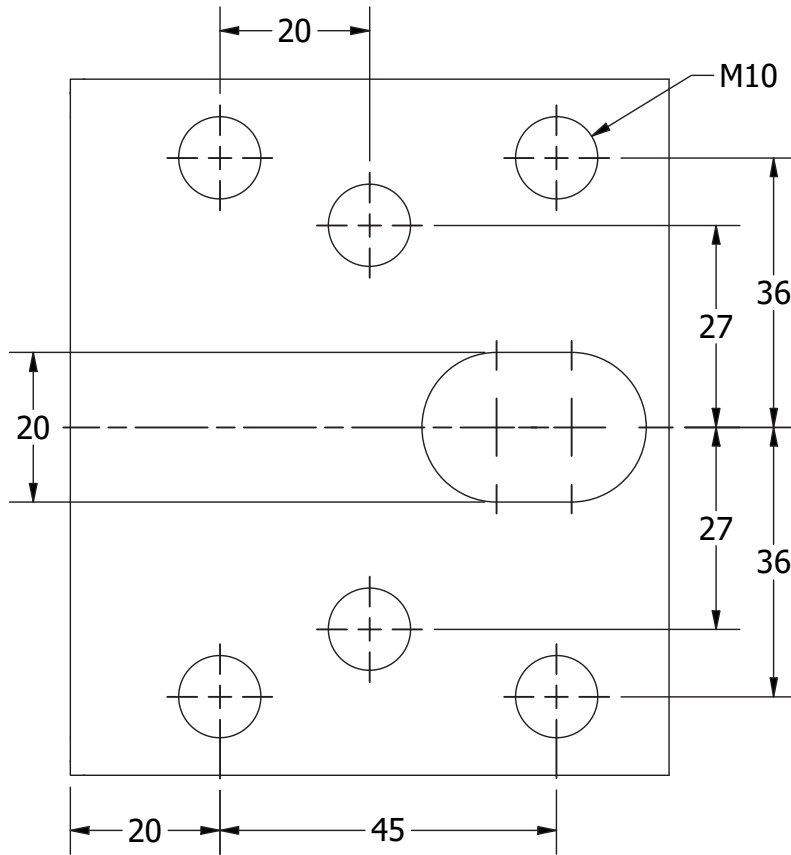
Lynx 220 A/B/C

Lynx 220 LSA/LSC


Lynx 2100

Puma GT2100 (12ST)


Puma 240 A/B/C/LC



**OD TURNING HOLDER** .....pg 462


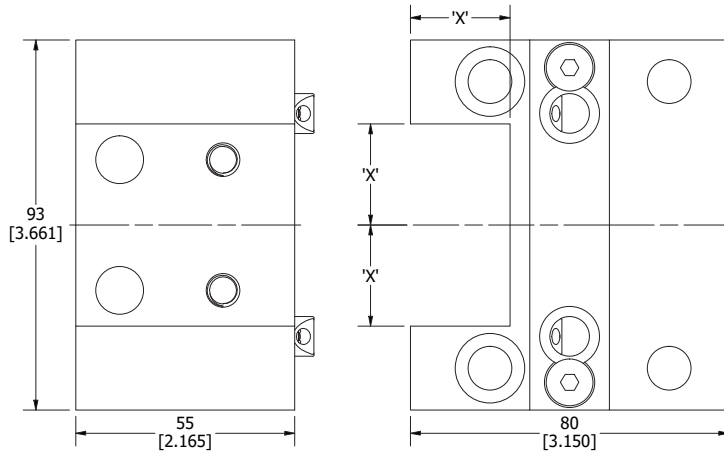


**OD FACING HOLDER** .....pg 462




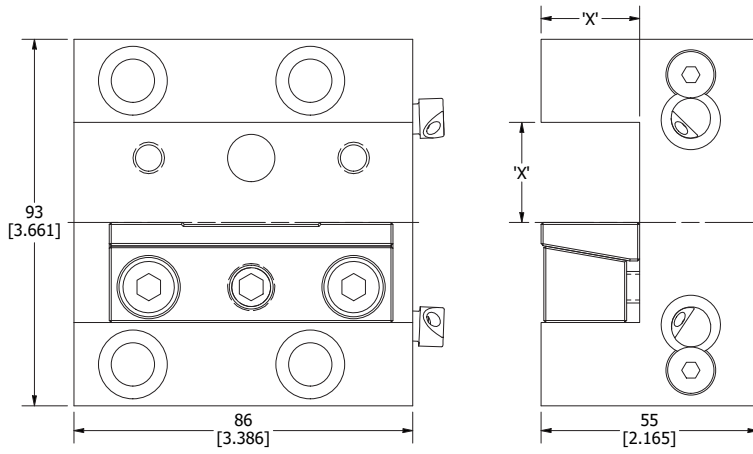
**BORING BAR HOLDER** .....pg 463

## DOOSAN PUMA200S OD TURNING HOLDER



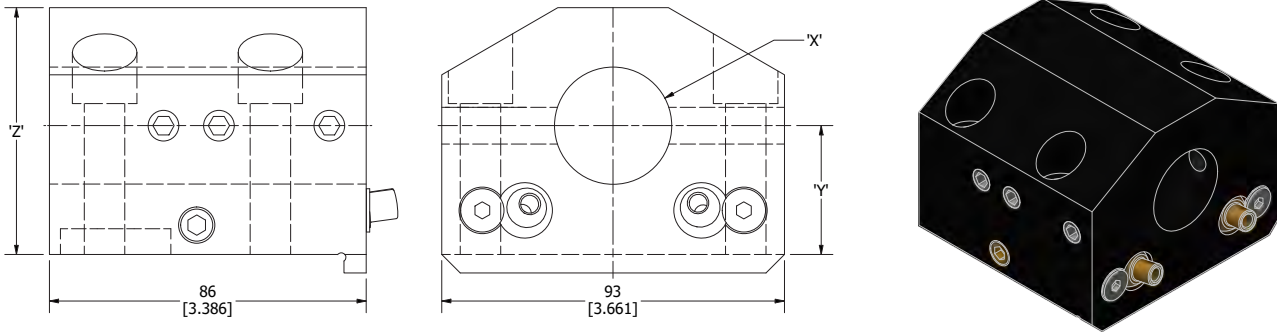
PART NUMBER	DIMENSION 'X'
PUMA200S-8311	1.000
PUMA200S-8311M	25mm

## DOOSAN PUMA200S OD FACING HOLDER



PART NUMBER	DIMENSION 'X'
PUMA200S-8411	1.000
PUMA200S-8411M	25mm

# DOOSAN PUMA200S BORING BAR HOLDER



PART NUMBER	DIMENSION 'X'	DIMENSION 'Y'	DIMENSION 'Z'
PUMA200S-8425	1.000	1.378	2.638
PUMA200S-8432	1 1/4	1.378	2.638
PUMA200S-8435	1 1/2	1.378	2.638
PUMA200S-8436	2.000	1.575	2.913
PUMA200S-8425M	25mm	35mm	67mm
PUMA200S-8432M	32mm	35mm	67mm
PUMA200S-8435M	40mm	35mm	67mm
PUMA200S-8436M	50mm	40mm	74mm



# DOOSAN PUMA200K

## COMPATIBLE MACHINES


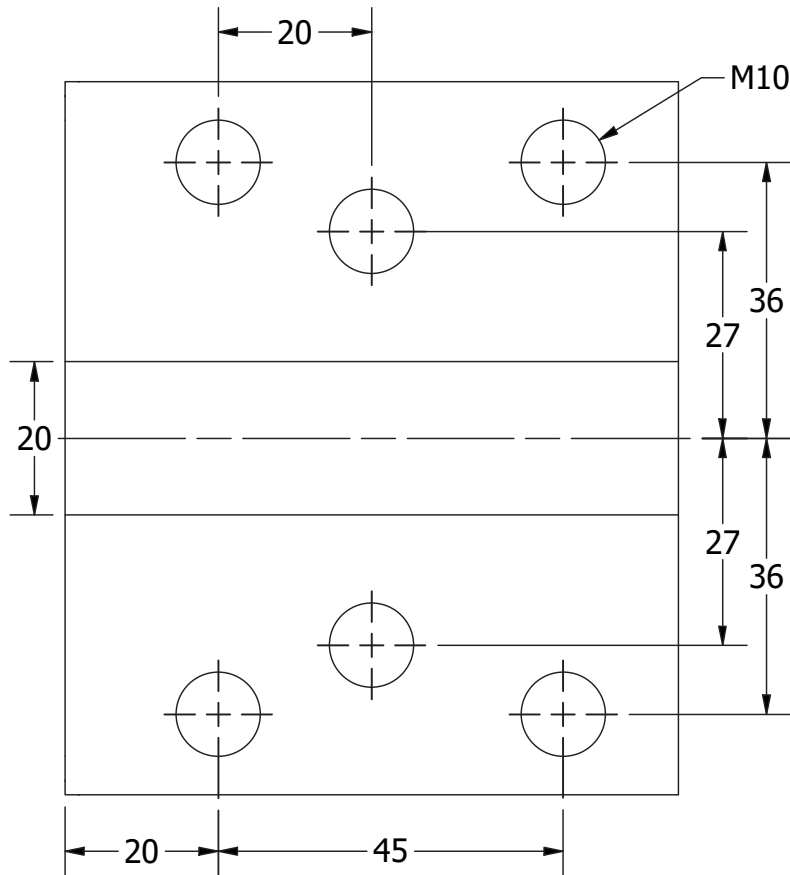
Lynx 220 A/B/C

Lynx 220 LSA/LSC

Lynx 2100

Puma GT2100 (12ST)


Puma 240 A/B/C/LC




**OD TURNING HOLDER** .....pg 466



**OD FACING HOLDER** .....pg 466


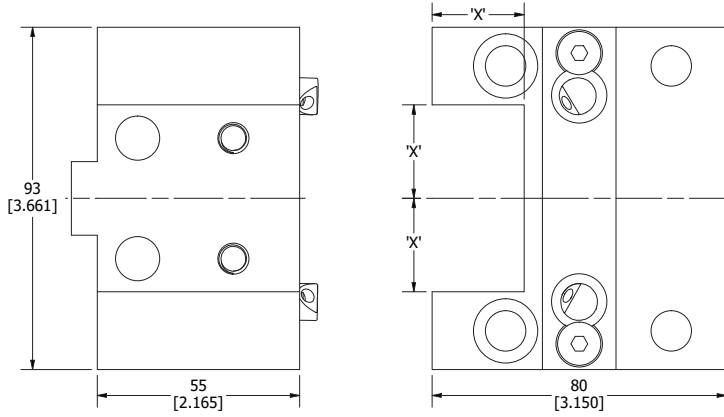


**BORING BAR HOLDER** .....pg 467



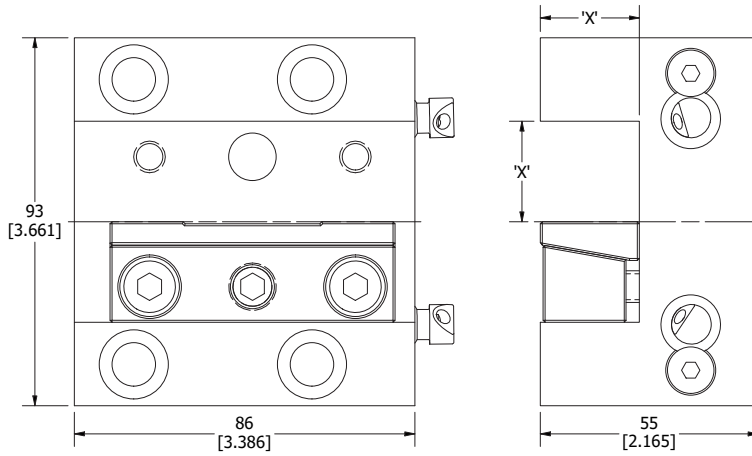
**DOUBLE BORING BAR HOLDER** .....pg 467

## DOOSAN PUMA200K OD TURNING HOLDER



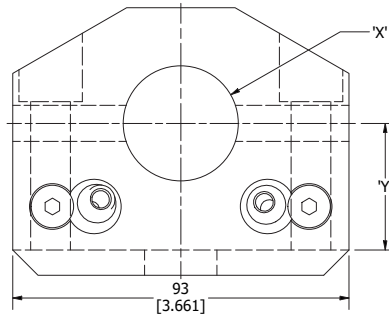
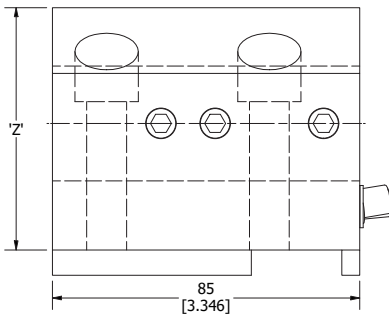
PART NUMBER	DIMENSION 'X'
PUMA200K-8311	1.000
PUMA200K-8311M	25mm

## DOOSAN PUMA200K OD FACING HOLDER



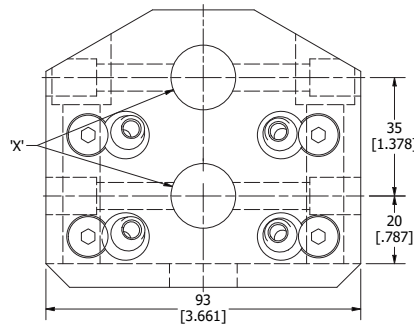
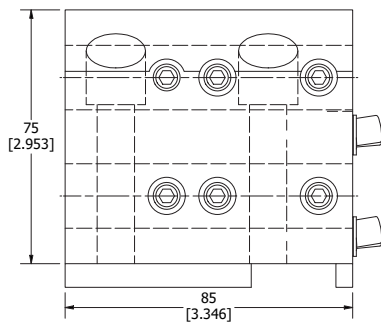
PART NUMBER	DIMENSION 'X'
PUMA200K-8411	1.000
PUMA200K-8411M	25mm

# DOOSAN PUMA200K BORING BAR HOLDER



PART NUMBER	DIMENSION 'X'	DIMENSION 'Y'	DIMENSION 'Z'
PUMA200K-8425	1.000	1.378	2.638
PUMA200K-8432	1 1/4	1.378	2.638
PUMA200K-8435	1 1/2	1.378	2.638
PUMA200K-8436	2.000	1.575	2.913
PUMA200K-8425M	25mm	35mm	67mm
PUMA200K-8432M	32mm	35mm	67mm
PUMA200K-8435M	40mm	35mm	67mm
PUMA200K-8436M	50mm	40mm	74mm

# DOOSAN PUMA200K DOUBLE BORING BAR HOLDER


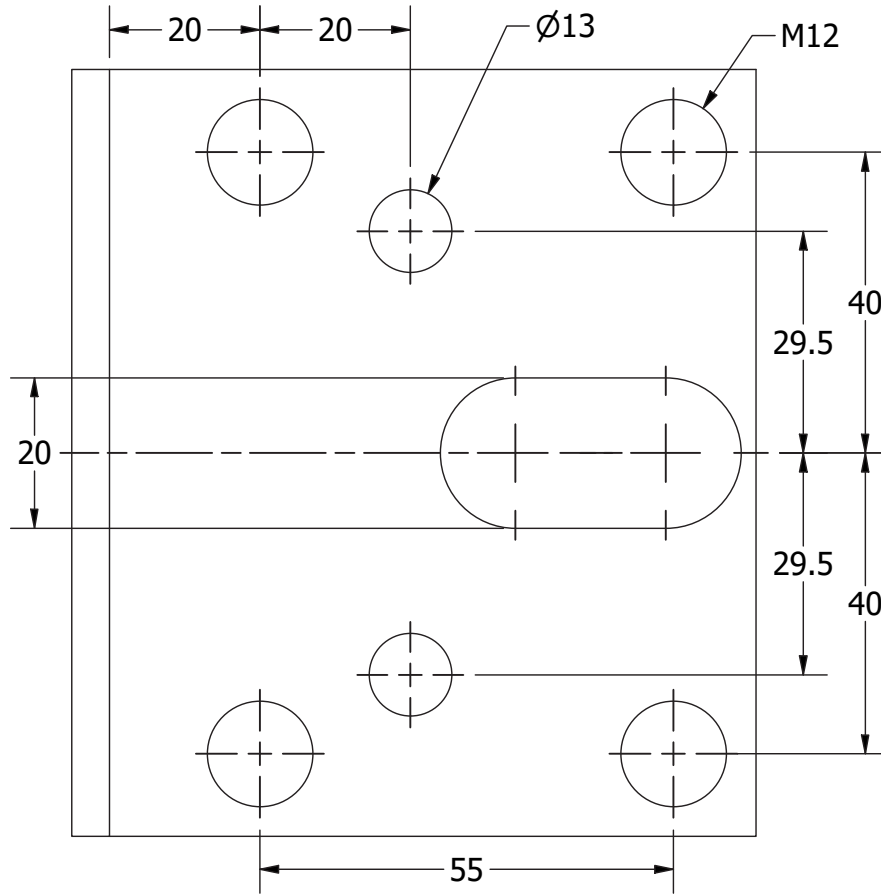


PART NUMBER	DIMENSION 'X'
PUMA200K-8420 DBL	1.000
PUMA200K-8420M DBL	25mm

# DOOSAN PUMA300S

## COMPATIBLE MACHINES


Daewoo PUMA300




**OD TURNING HOLDER** .....pg 470



**OD FACING HOLDER** .....pg 470


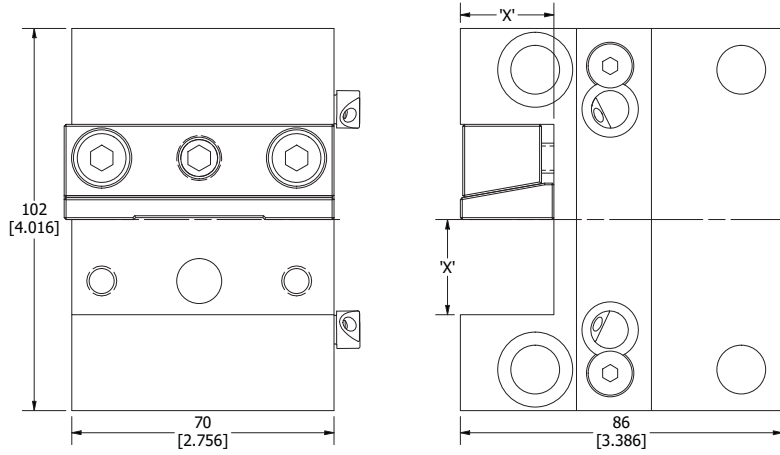


**BORING BAR HOLDER** .....pg 471



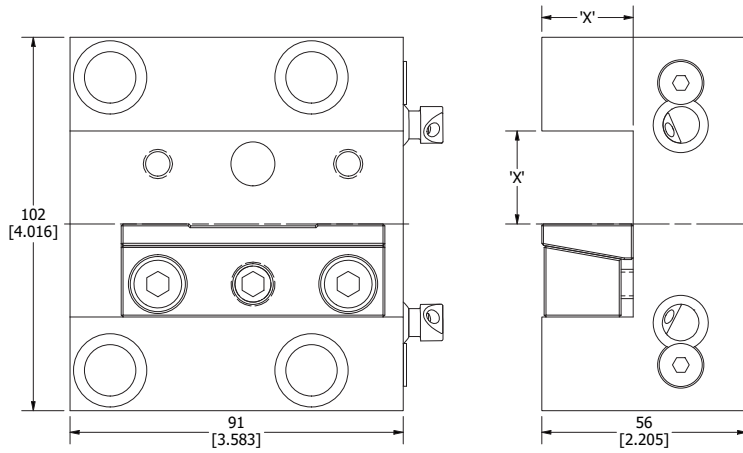
**SPLIT BORING BAR HOLDER** .....pg 471

## DOOSAN PUMA300S OD TURNING HOLDER




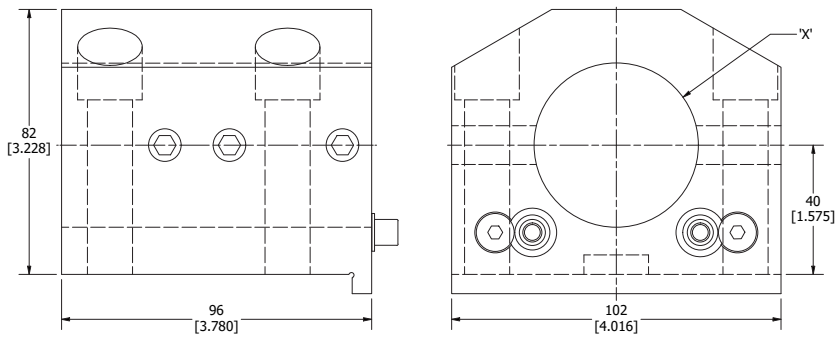
PART NUMBER	DIMENSION 'X'
PUMA300S-8311	1.000
PUMA300S-8311M	25mm

## DOOSAN PUMA300S OD FACING HOLDER



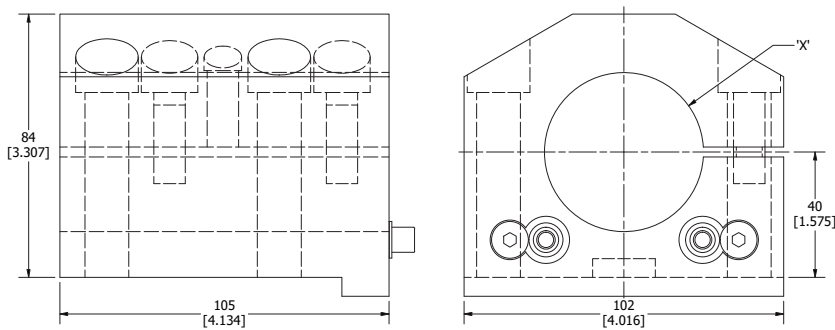
PART NUMBER	DIMENSION 'X'
PUMA300S-8411	1.000
PUMA300S-8411M	25mm

## DOOSAN PUMA300S BORING BAR HOLDER



PART NUMBER	DIMENSION 'X'
PUMA300S-8432	1 1/4
PUMA300S-8435	1 1/2
PUMA300S-8436	2.000
PUMA300S-8432M	32mm
PUMA300S-8435M	40mm
PUMA300S-8436M	50mm

## DOOSAN PUMA300S SPLIT BORING BAR HOLDER

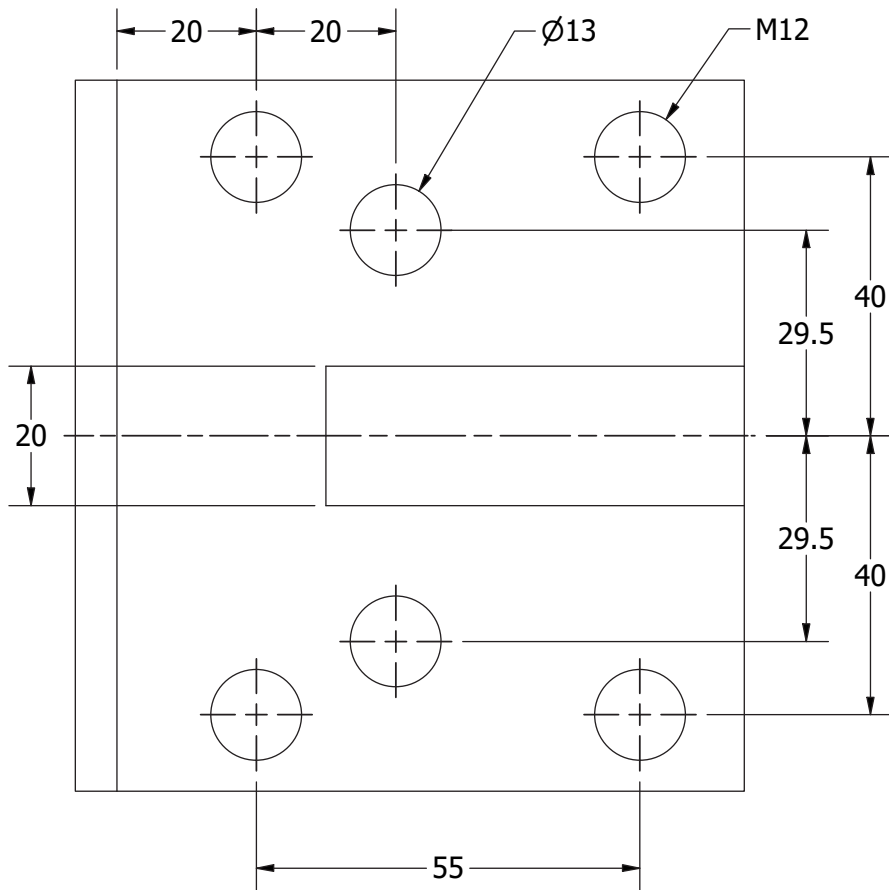


PART NUMBER	DIMENSION 'X'
PUMA300S-8432 SPT	1 1/4
PUMA300S-8435 SPT	1 1/2
PUMA300S-8436 SPT	2.000
PUMA300S-8432M SPT	32mm
PUMA300S-8435M SPT	40mm
PUMA300S-8436M SPT	50mm

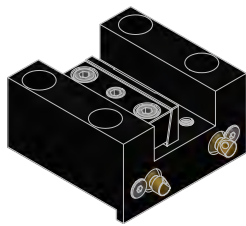
# DOOSAN PUMA300K

## COMPATIBLE MACHINES

Daewoo PUMA300



**OD TURNING HOLDER** .....pg 474



**OD FACING HOLDER** .....pg 474


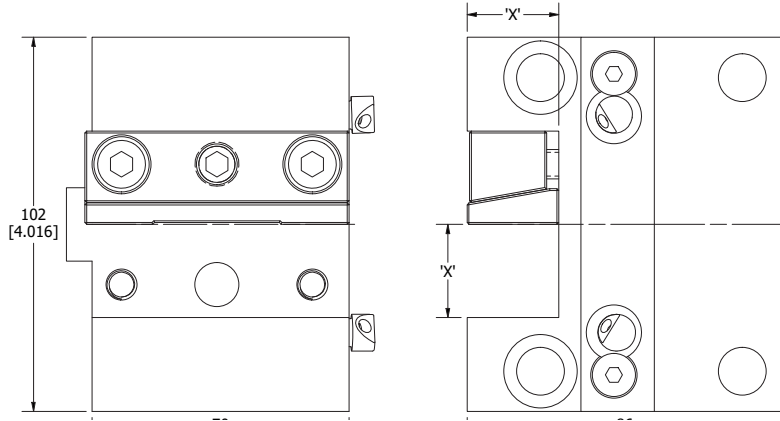


**BORING BAR HOLDER** .....pg 475




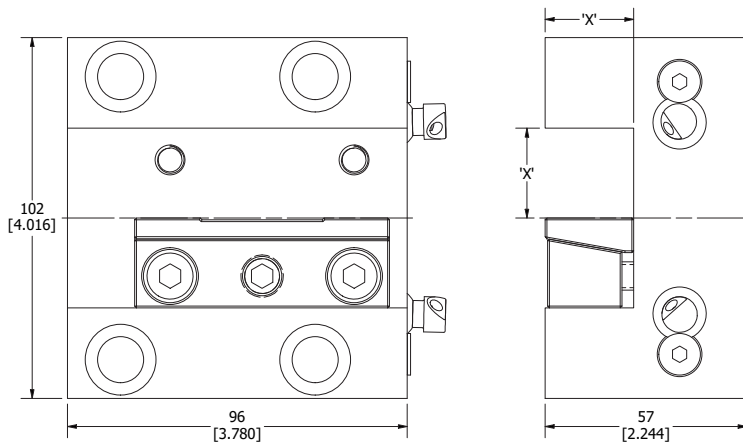
**SPLIT BORING BAR HOLDER** .....pg 475

## DOOSAN PUMA300S OD TURNING HOLDER



PART NUMBER	DIMENSION 'X'
PUMA300K-8311	1.000
PUMA300K-8311M	25mm

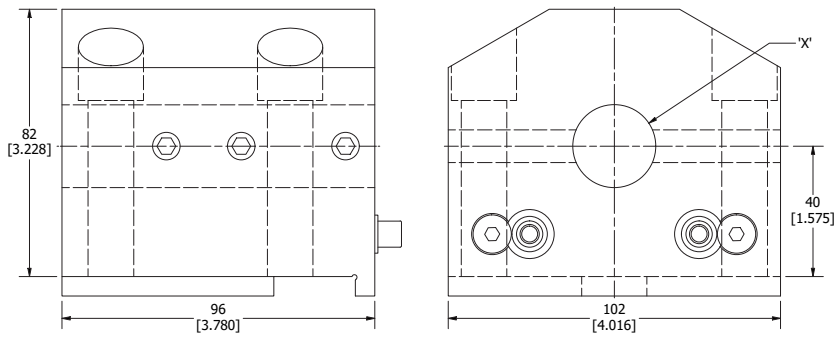
## DOOSAN PUMA300S OD FACING HOLDER



PART NUMBER	DIMENSION 'X'
PUMA300K-8411	1.000
PUMA300K-8411M	25mm


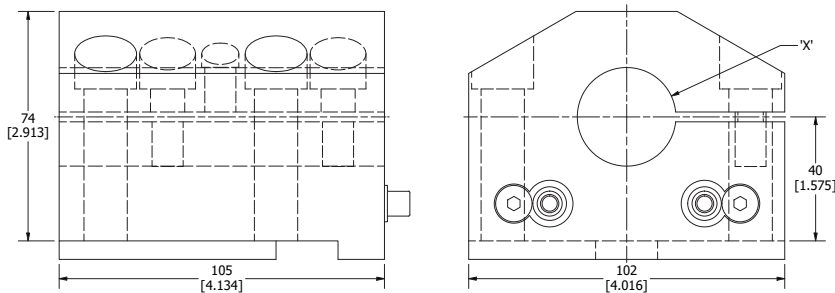


## DOOSAN PUMA300S BORING BAR HOLDER



PART NUMBER	DIMENSION 'X'
PUMA300K-8432	1 1/4
PUMA300K-8435	1 1/2
PUMA300K-8436	2.000
PUMA300K-8432M	32mm
PUMA300K-8435M	40mm
PUMA300K-8436M	50mm

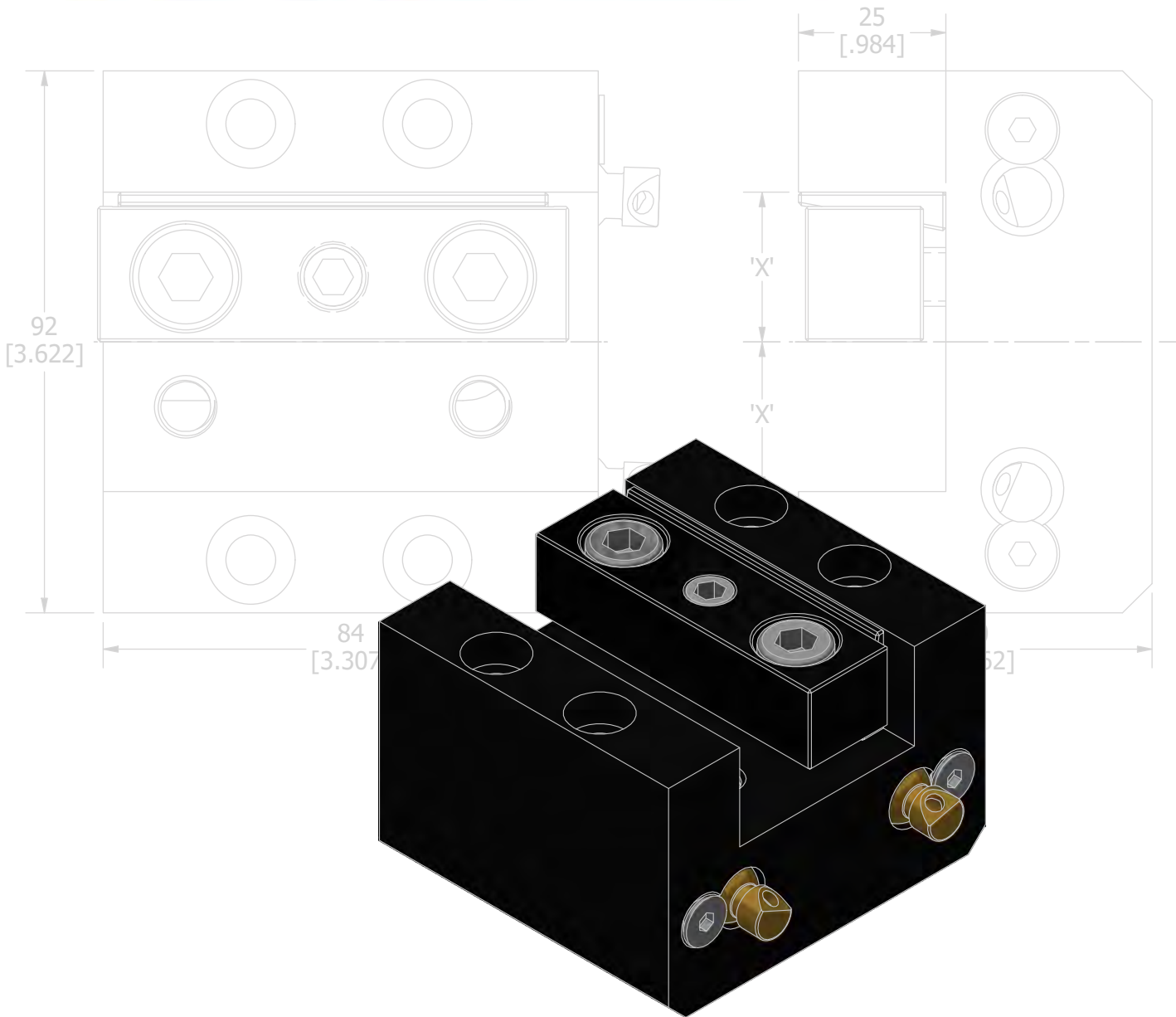
## DOOSAN PUMA300S SPLIT BORING BAR HOLDER



PART NUMBER	DIMENSION 'X'
PUMA300K-8432 SPT	1 1/4
PUMA300K-8435 SPT	1 1/2
PUMA300K-8436 SPT	2.000
PUMA300K-8432M SPT	32mm
PUMA300K-8435M SPT	40mm
PUMA300K-8436M SPT	50mm



**HWACHEON**


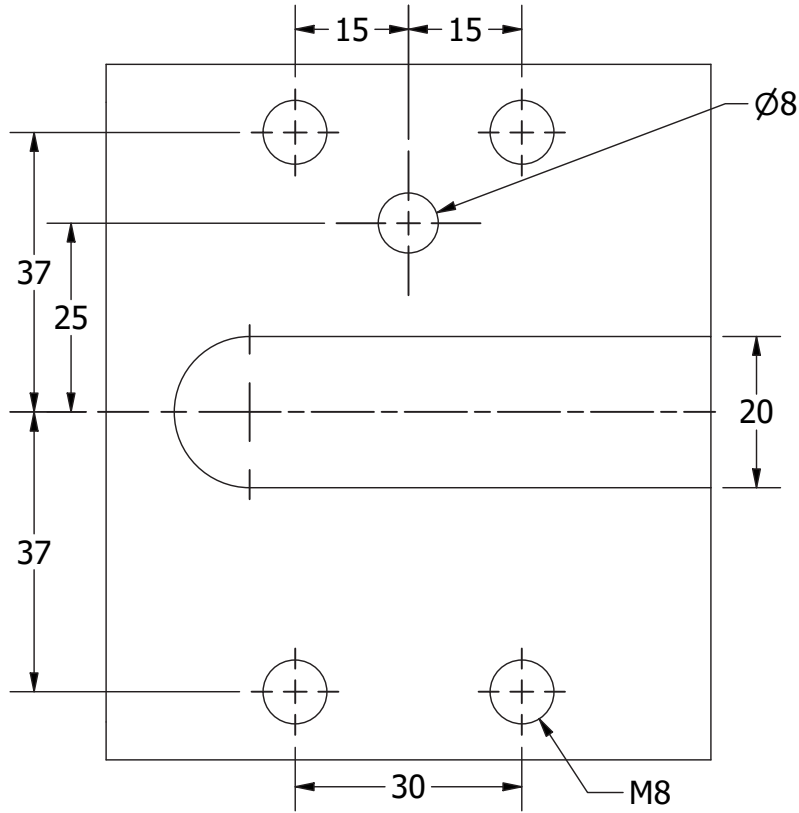


<b>HWA21HS</b> .....	pg 479
<b>HWA31AA</b> .....	pg 483
<b>HWA700</b> .....	pg 485
<b>HT400</b> .....	pg 487


# HWACHEON HWA21HS

## COMPATIBLE MACHINES


Hi-Echo 21HS



**OD TURNING HOLDER** .....pg 480

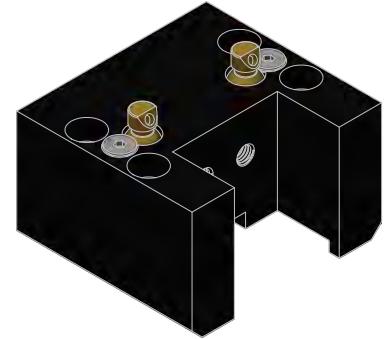
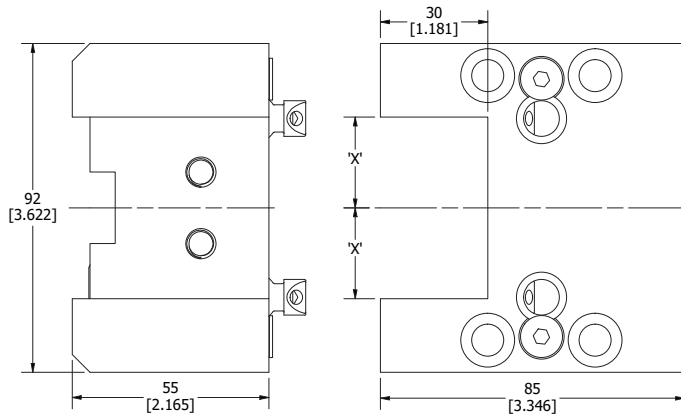


**OD FACING HOLDER** .....pg 480




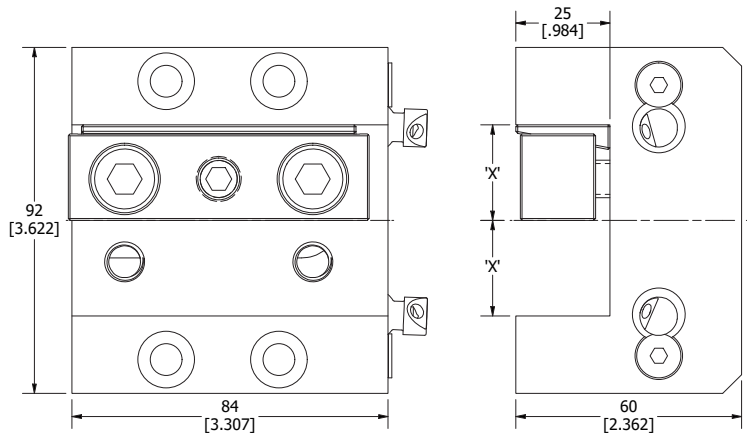
**BORING BAR HOLDER** .....pg 481

## HWACHEON HWA21HS OD TURNING HOLDER



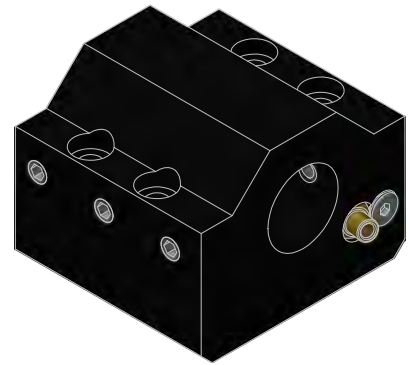
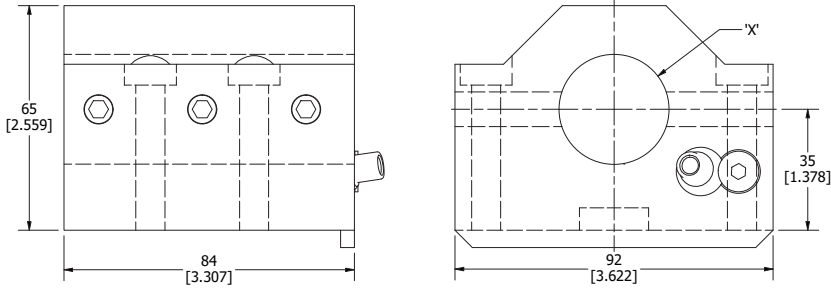
PART NUMBER	DIMENSION 'X'
HWA21HS-8311	1.000
HWA21HS-8311M	25mm

## HWACHEON HWA21HS OD FACING HOLDER



PART NUMBER	DIMENSION 'X'
HWA21HS-8411	1.000
HWA21HS-8411M	25mm

# HWACHEON HWA21HS BORING BAR HOLDER

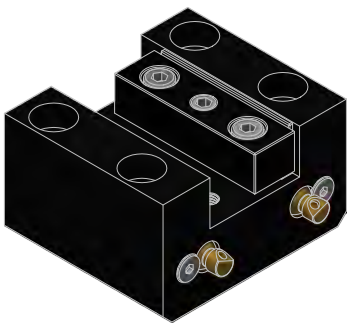
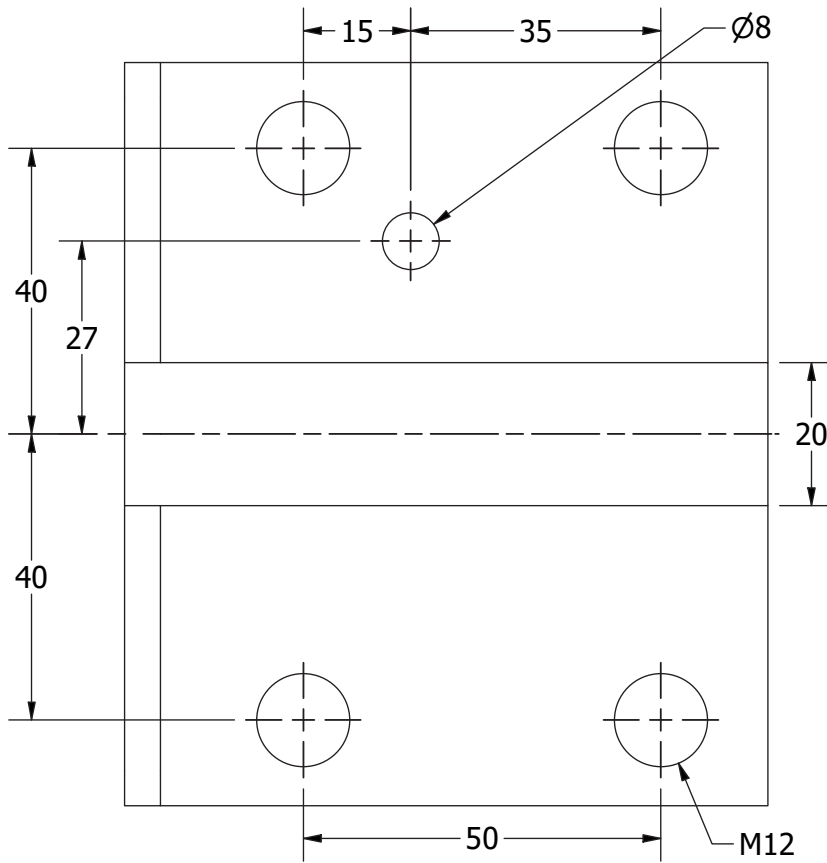


PART NUMBER	DIMENSION 'X'
HWA21HS-8432	1 1/4
HWA21HS-8435	1 1/2
HWA21HS-8436	2.000
HWA21HS-8432M	32mm
HWA21HS-8435M	40mm
HWA21HS-8436M	50mm

# HWACHEON HWA31AA

## COMPATIBLE MACHINES

Hi-Echo 31AA


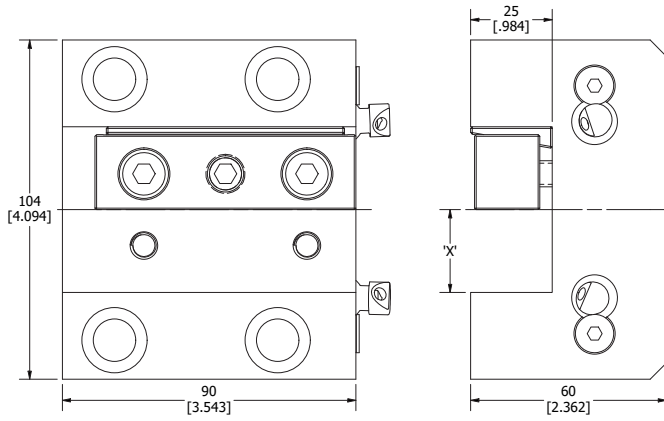


**OD FACING HOLDER** .....pg 484



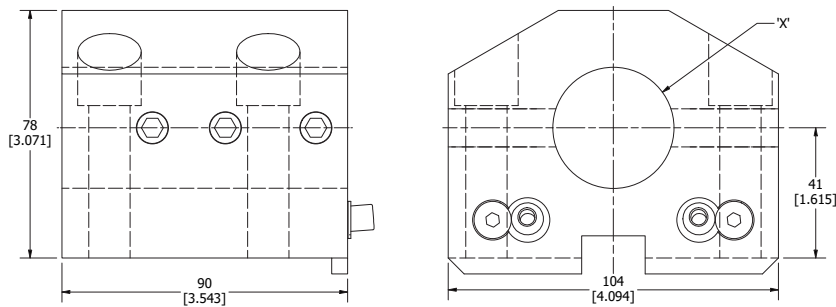
**BORING BAR HOLDER** .....pg 484

## HWACHEON HWA31AA OD FACING HOLDER



PART NUMBER	DIMENSION 'X'
HWA31AA-8411	1.000
HWA31AA-8411M	25mm

## HWACHEON HWA31AA BORING BAR HOLDER


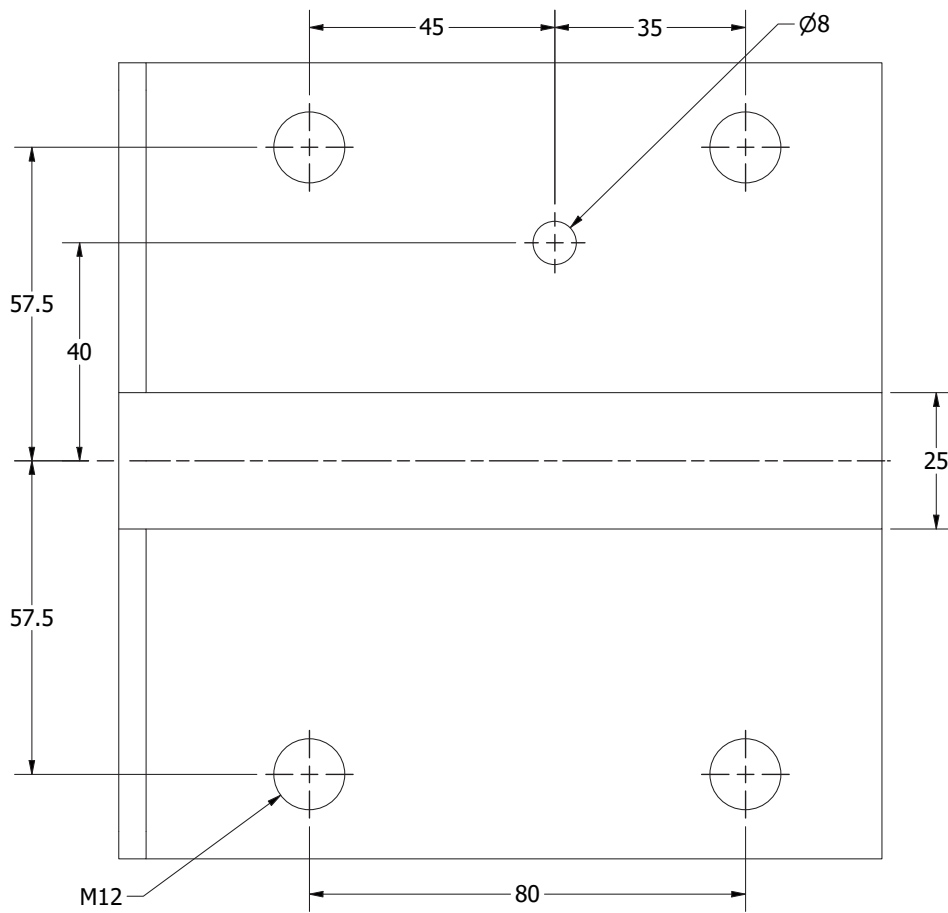


PART NUMBER	DIMENSION 'X'
HWA31AA-8435	1 1/2
HWA31AA-8436	2.000
HWA31AA-8435M	40mm
HWA31AA-8436M	50mm

# HWACHEON HWA700

## COMPATIBLE MACHINES

Hi-Tech 700




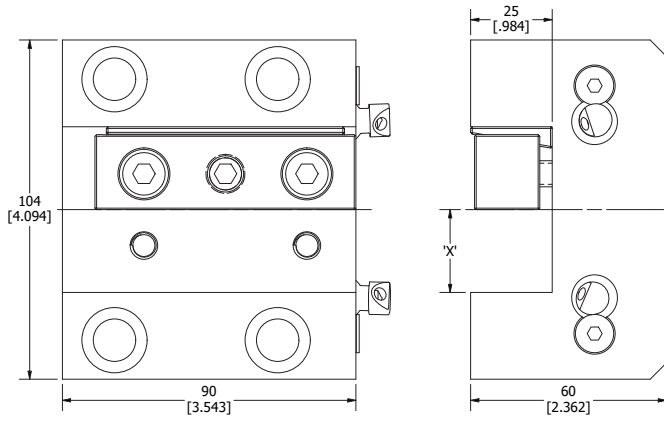
**OD FACING HOLDER**.....pg 486



**BORING BAR HOLDER**.....pg 486


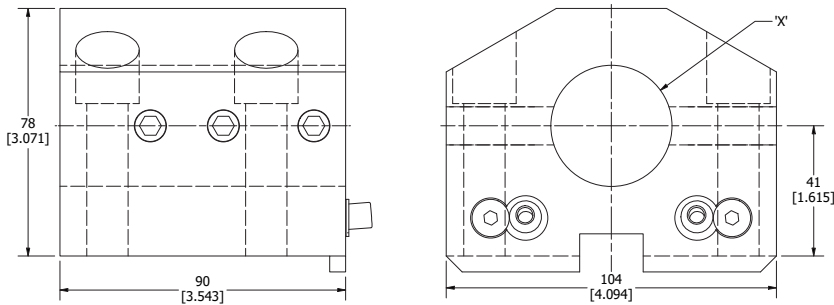


## HWACHEON HWA700 OD FACING HOLDER



PART NUMBER	DIMENSION 'X'
HWA700-8411B	1 1/4
HWA700-8411M	32mm

## HWACHEON HWA700 BORING BAR HOLDER

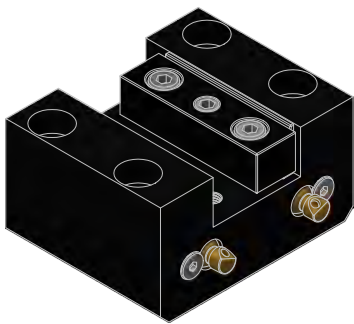
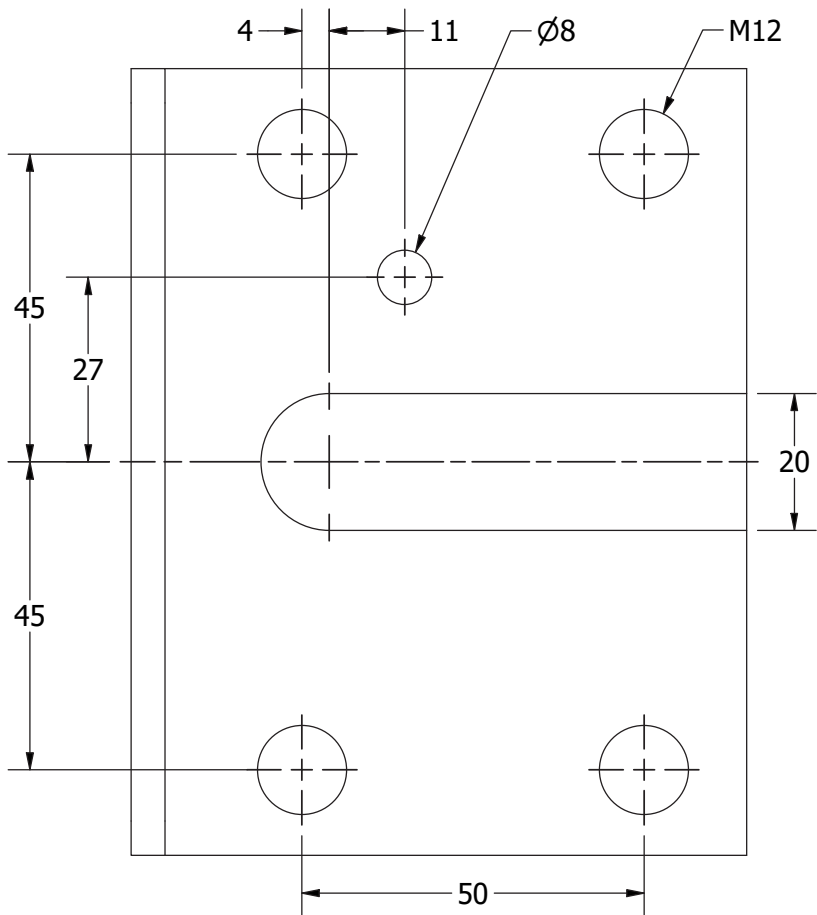


PART NUMBER	DIMENSION 'X'
HWA700-8436	2.000
HWA700-8437	2 1/2
HWA700-8436M	50mm
HWA700-8437M	65mm

# HWACHEON HT400

## COMPATIBLE MACHINES

Hi-Tech 400


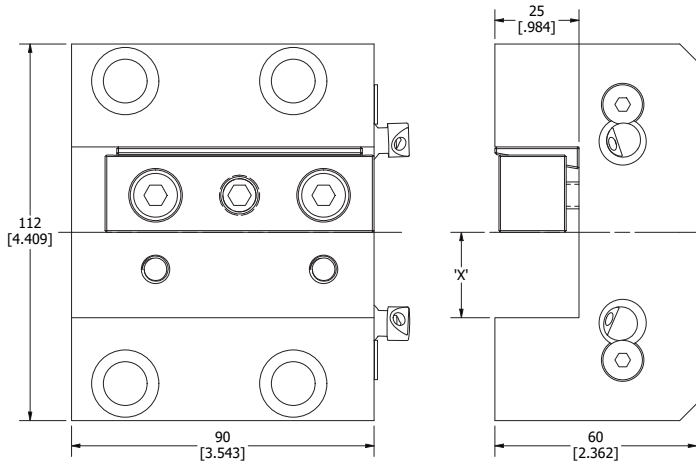


**OD FACING HOLDER**.....pg 488



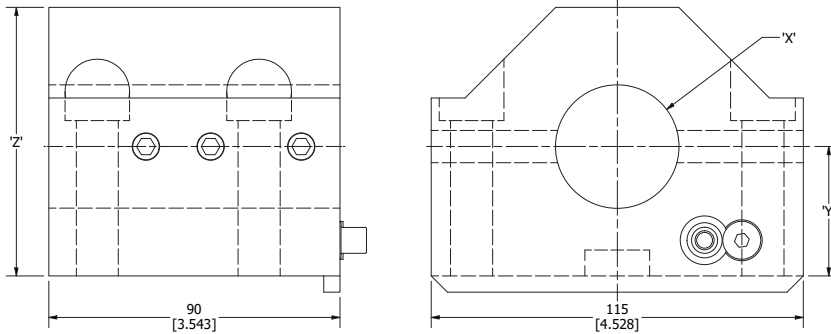
**BORING BAR HOLDER**.....pg 488

## HWACHEON HT400 OD FACING HOLDER



PART NUMBER	DIMENSION 'X'
HT400-8411	1.000
HT400-8411M	25mm

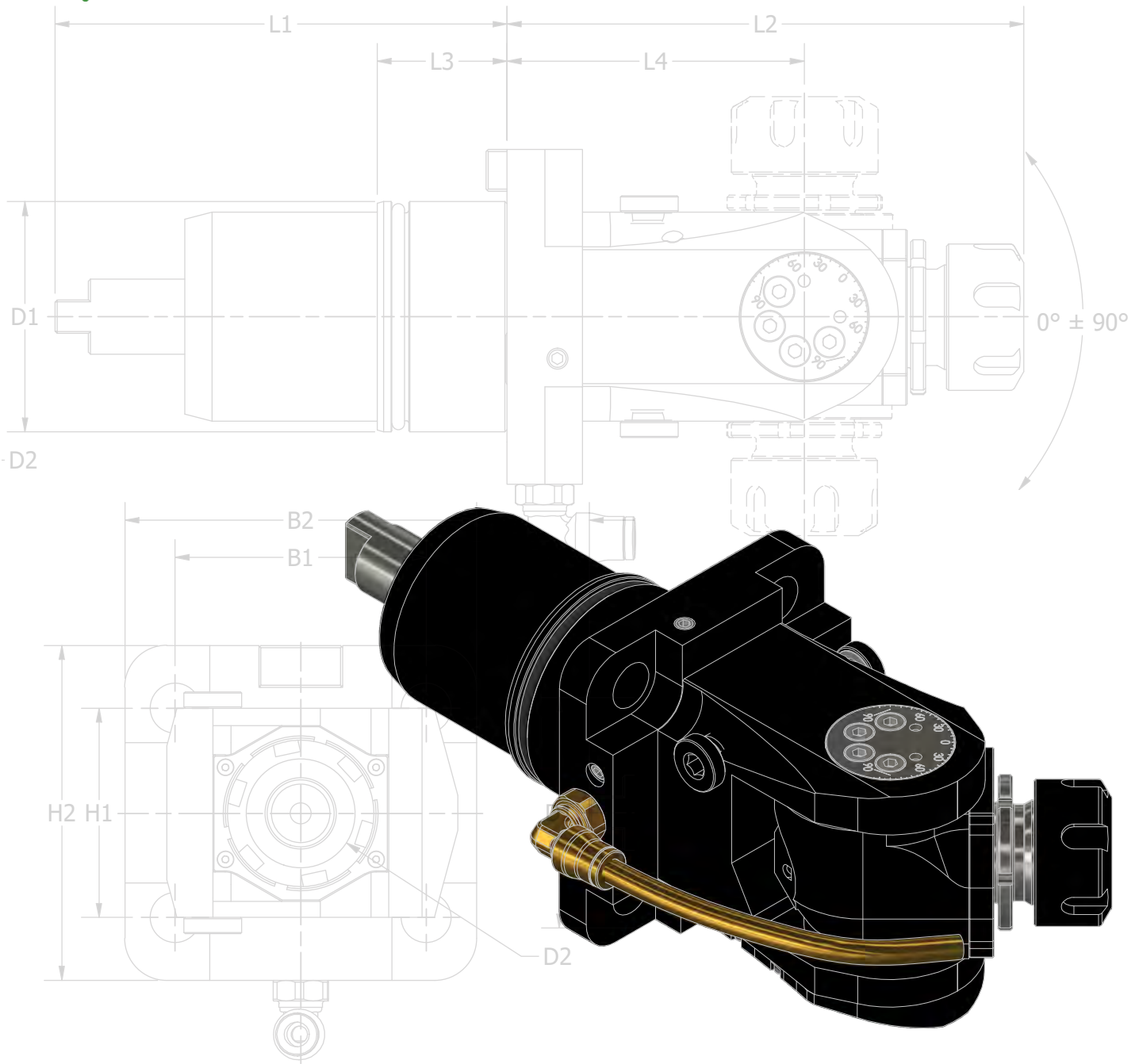
## HWACHEON HT400 BORING BAR HOLDER



PART NUMBER	DIMENSION 'X'	DIMENSION 'Y'	DIMENSION 'Z'
HT400-8435	1 1/2	1.575	3.268
HT400-8436	2.000	1.575	3.268
HT400-8437	2 1/2	1.969	3.661
HT400-8435M	40mm	40mm	83mm
HT400-8436M	50mm	40mm	83mm
HT400-8437M	65mm	50mm	93mm



# Nakamura-Tome


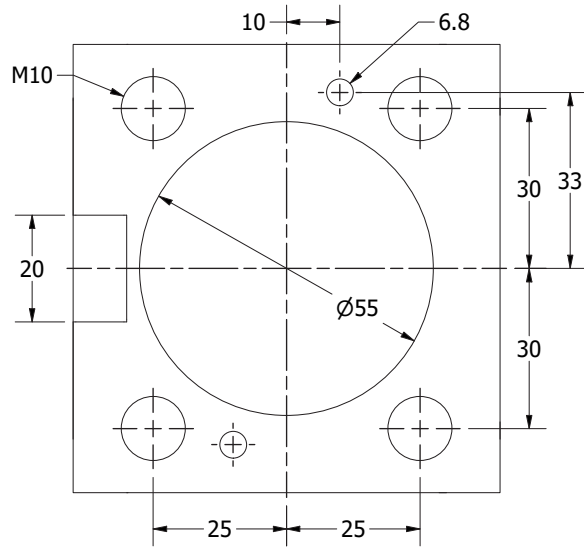


<b>TW10</b> .....	pg 493
<b>TW20</b> .....	pg 501
<b>TW30</b> .....	pg 509
<b>NTY3</b> .....	pg 513
<b>VDI30-40</b> .....	pg 517


# NAKAMURA-TOME TW10

## COMPATIBLE MACHINES


- AS-200 (12 ST),(15 ST)
- JX-250
- NTY<sup>3</sup>-150, 250
- SC-150,200,250
- Super NTJ
- Super NTJX
- Super NTM<sup>3</sup>
- TW-10, TW-20 M/MY/MM/MMY/MMYY (16 ST)
- WT-150 II (Capto Turret)
- WT-150, WT-150 II, WT-250 II
- WT-250
- WTS-150, WTW-150
- WY-150, 250




**OD TURNING HOLDER** .....pg 494



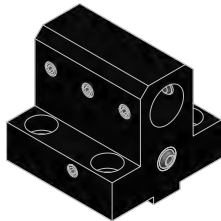
**DOUBLE OD TURNING HOLDER** .....pg 494



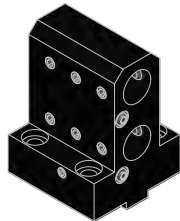
**OD FACING HOLDER** .....pg 495




**BORING BAR HOLDER** .....pg 495




**BORING BAR HOLDER 55MM CENTERLINE** .....pg 496




**DOUBLE ID HOLDER** .....pg 496




**CAPTO ID HOLDER** .....pg 497



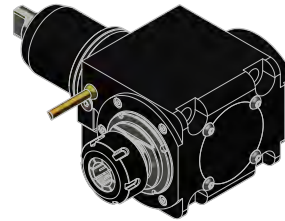
**CAPTO OD HOLDER** .....pg 497



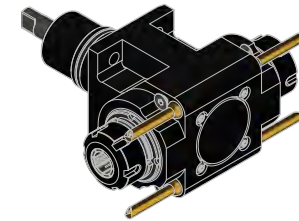
**DOUBLE CAPTO OD HOLDER** .....pg 498



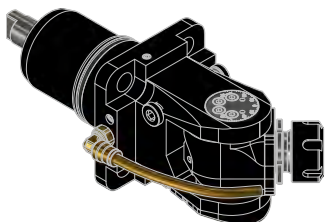
**STRAIGHT DRILL-MILLING LIVE TOOL** .....pg 498



**RIGHT ANGLE DRILL-MILLING LIVE TOOL** .....pg 498


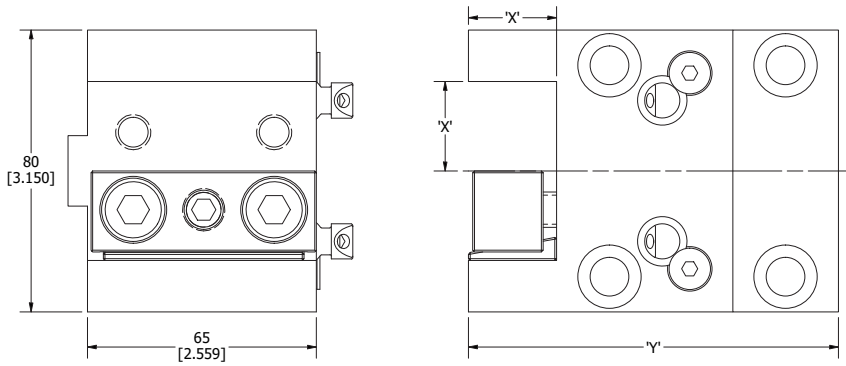


**DOUBLE RIGHT ANGLE DRILL-MILLING LIVE TOOL** .....pg 499



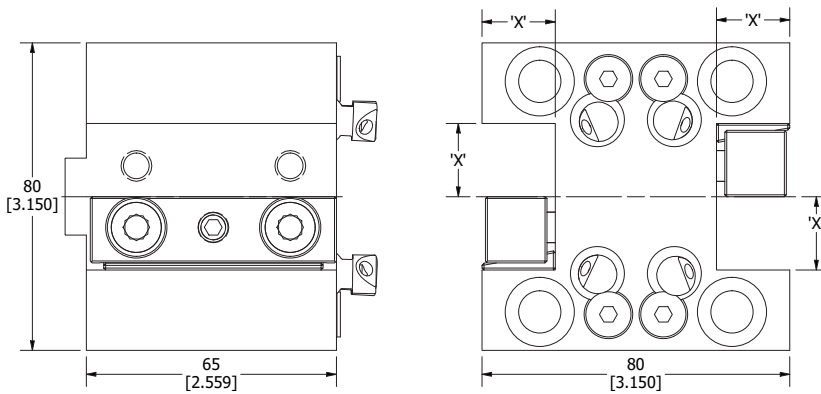
**ADJUSTABLE ANGLE LIVE TOOL** .....pg 499

# NAKAMURA-TOME TW10 OD TURNING HOLDER



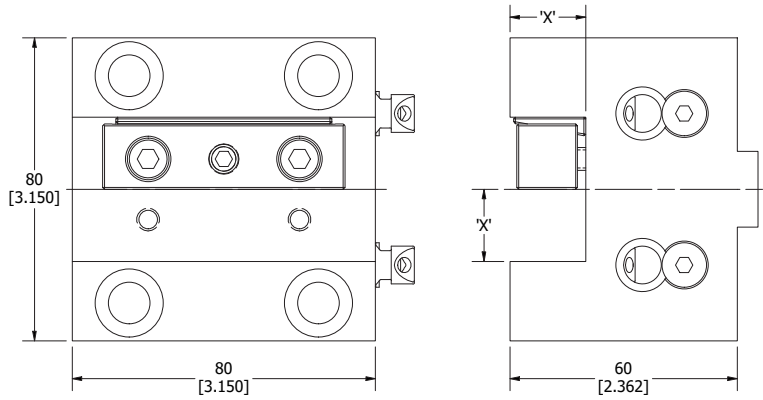
PART NUMBER	DIMENSION 'X'	DIMENSION 'Y'
TW10-8311	1.000	4.134
TW10-8311A	3/4	3.150
TW10-8311M	25mm	105mm
TW10-8311MA	20mm	80mm

# NAKAMURA-TOME TW10 DOUBLE OD TURNING HOLDER



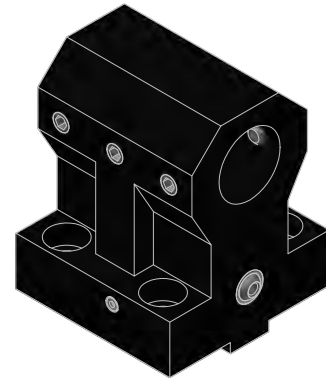
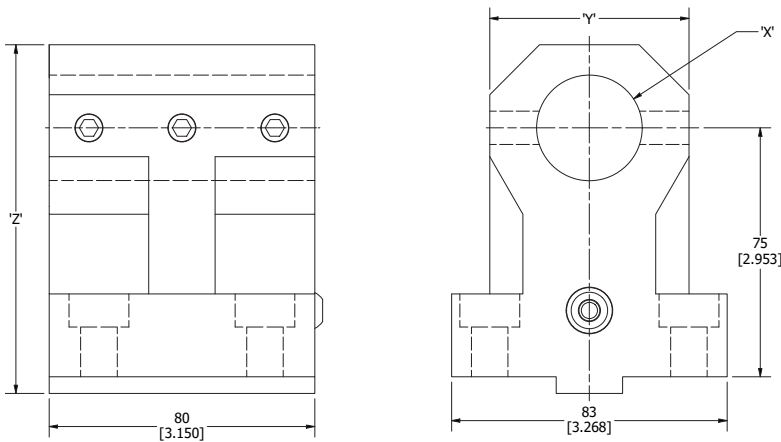
PART NUMBER	DIMENSION 'X'
TW10-8311A DBL	3/4
TW10-8311MA DBL	20mm

# NAKAMURA-TOME TW10 OD FACING HOLDER



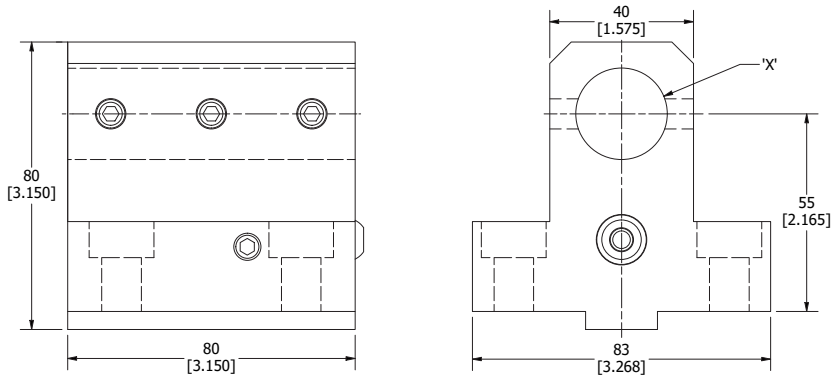
PART NUMBER	DIMENSION 'X'
TW10-8411A	3/4
TW10-8411MA	20mm

# NAKAMURA-TOME TW10 BORING BAR HOLDER



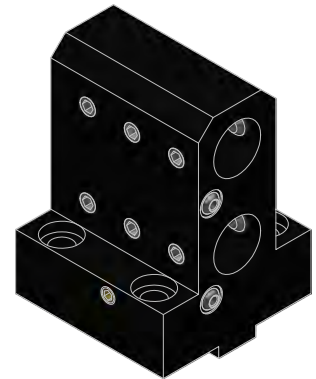
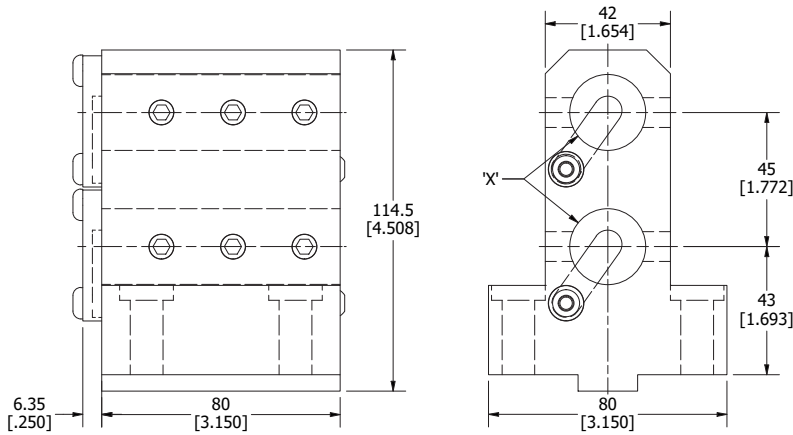
PART NUMBER	DIMENSION 'X'	DIMENSION 'Y'	DIMENSION 'Z'
TW10-8420	3/4	1.654	4.134
TW10-8425	1.000	2.362	4.134
TW10-8432	1 1/4	2.362	4.134
TW10-8435	1 1/2	2.362	4.134
TW10-8436	2.000	2.756	4.528
TW10-8420M	20mm	42mm	105mm
TW10-8425M	25mm	60mm	105mm
TW10-8432M	32mm	60mm	105mm
TW10-8435M	40mm	60mm	105mm
TW10-8436M	50mm	70mm	115mm

# NAKAMURA-TOME TW10 BORING BAR HOLDER 55MM CENTERLINE



PART NUMBER	DIMENSION 'X'
TW10-8425x55CL	1.000
TW10-8425Mx55CL	25mm

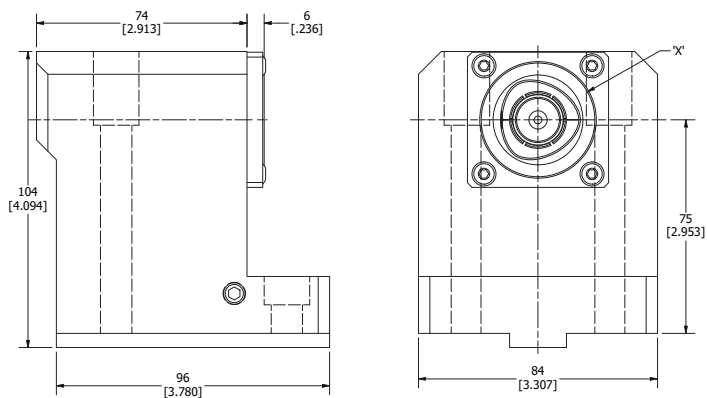
# NAKAMURA-TOME TW10 DOUBLE ID HOLDER



PART NUMBER	DIMENSION 'X'
TW10-8425 DBL	1.000
TW10-8425M DBL	25mm

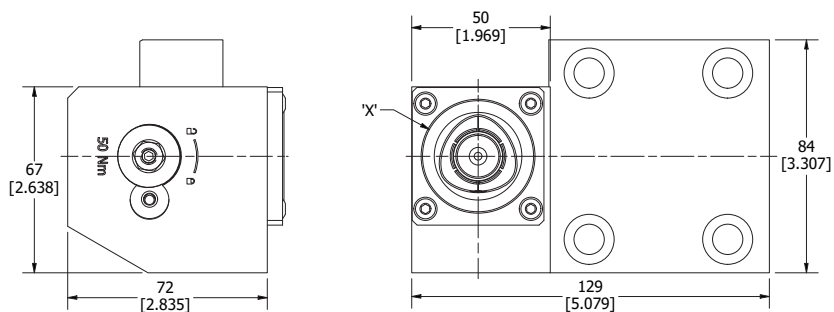


## NAKAMURA-TOME TW10 CAPTO ID HOLDER




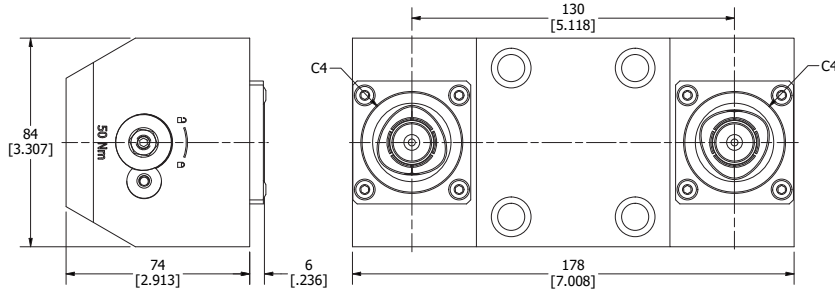
PART NUMBER	TOOL CLAMPING
TW10-C3ID	C3
TW10-C4ID	C4

## NAKAMURA-TOME TW10 CAPTO OD HOLDER




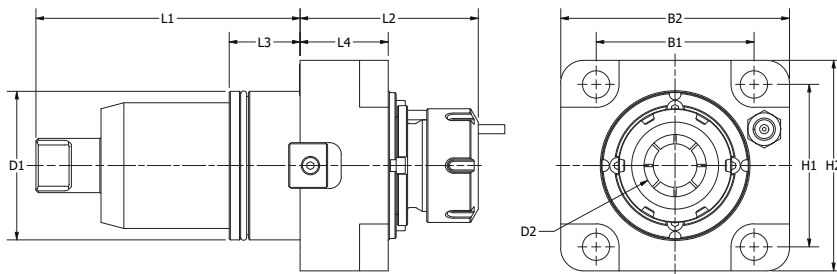
PART NUMBER	TOOL CLAMPING
TW10-C3OD	C3
TW10-C4OD	C4

# NAKAMURA-TOME TW10 **DOUBLE CAPTO OD HOLDER**



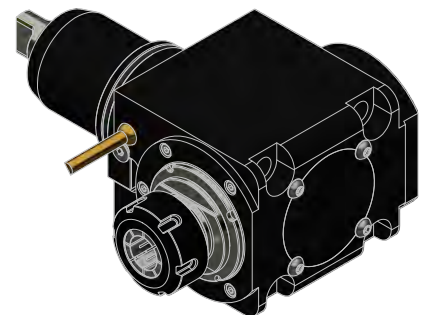
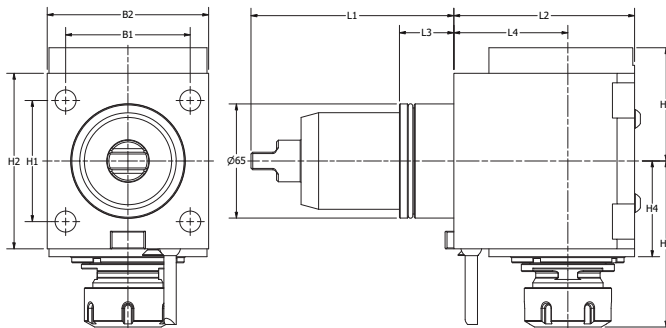
PART NUMBER	TOOL CLAMPING
TW10-C4OD DBL	C4

# NAKAMURA-TOME TW10 **STRAIGHT DRILL-MILLING LIVE TOOL**



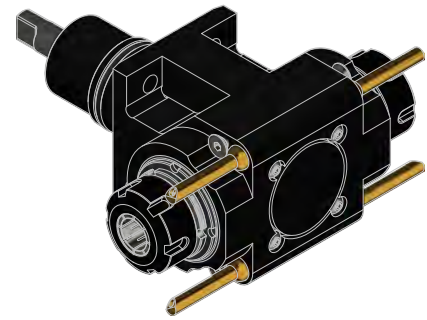
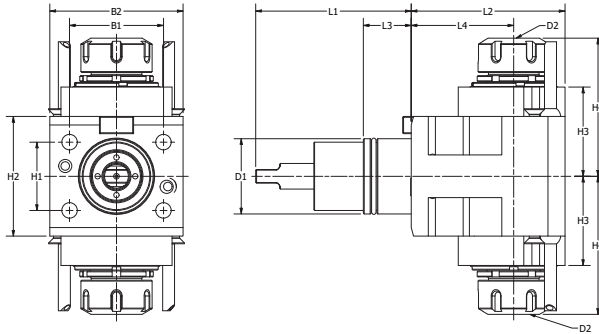
NAME	COOLANT	D1	D2	H1	H2	B1	B2	L1	L2	L3	L4	N2 MAX	N1:N2	NM
TW10-ER25-SLT	Ext.	55	2-16 ER25	50	80	60	89.5	108	71.7	30	31.5	6000	1:1	50
TW10-ER25-SLT INT	Internal/External - 20 bar	55	2-16 ER25	50	80	60	89.5	108	71.7	30	31.5	6000	1:1	50

# NAKAMURA-TOME TW10 **RIGHT ANGLE DRILL-MILLING LIVE TOOL**



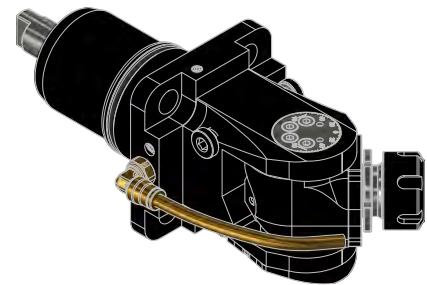
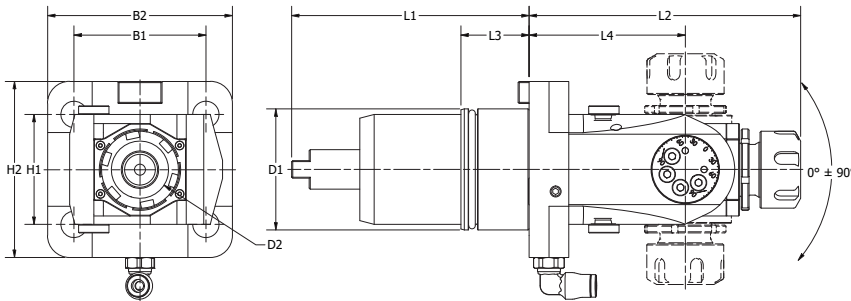
PART NUMBER	COOLANT	D1	D2	H1	H2	H3	H4	H5	B1	B2	L1	L2	L3	L4	N2 MAX	N1:N2	NM
TW10-ER25-RA	Ext.	55	2-16 ER25	50	92.5	50.3	51.2	87.8	60	84	108	90	30	55	6000	1:1	50
TW10-ER25-RA INT	Internal/External - 20 bar	55	2-16 ER25	50	92.5	50.3	51.2	87.8	60	84	108	90	30	55	6000	1:1	50

# NAKAMURA-TOME TW10 **DOUBLE RIGHT ANGLE DRILL-MILLING LIVE TOOL**



PART NUMBER	COOLANT	D1	D2	H1	H2	H3	H4	B1	B2	L1	L2	L3	L4	N2 MAX	N1:N2	NM
TW10-ER25-RA2	Ext.	55	2-16 ER25	50	80	45	83	60	84	108	87	30	55	6000	1:1	63

# NAKAMURA-TOME TW10 **ADJUSTABLE ANGLE LIVE TOOL**


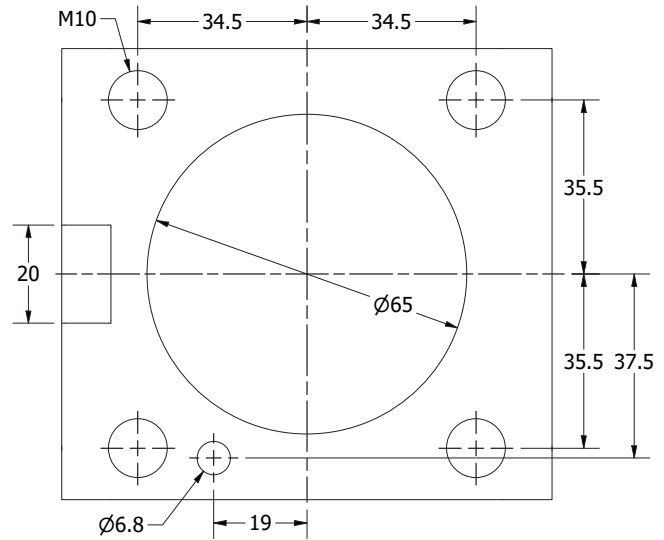


PART NUMBER	COOLANT	D1	D2	H1	H2	B1	B2	L1	L2	L3	L4	N2 MAX	N1:N2	NM
TW10-ER20-ADJ90	Ext.	55	2-13 ER20	50	80	60	84	108	123	30	71	6000	1:1	15


# NAKAMURA-TOME TW20

## COMPATIBLE MACHINES


- SC-300, SC-300 II
- Super NTX
- TMC 200M, 300M
- TW-20 TW M/MY/MM/MMY/MMYY (12 ST)
- TW30 M/MY/MM/MMY/MMYY (16 ST)
- WT-300



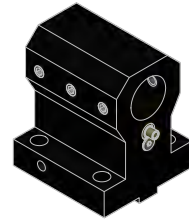
**OD TURNING HOLDER** .....pg 502



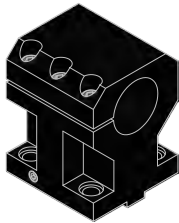
**DOUBLE OD TURNING HOLDER** .....pg 502



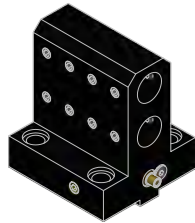
**OD FACING HOLDER** .....pg 503



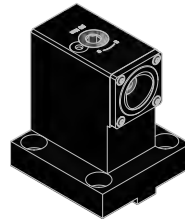
**BORING BAR HOLDER** .....pg 503




**SPLIT ID HOLDER** .....pg 504




**DOUBLE ID HOLDER** .....pg 504




**CAPTO ID HOLDER** .....pg 505



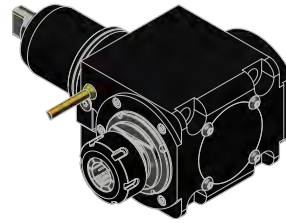
**CAPTO OD HOLDER** .....pg 505



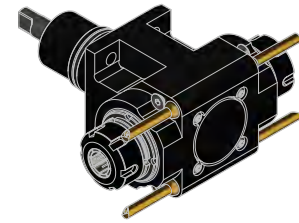
**DOUBLE CAPTO OD HOLDER** .....pg 506



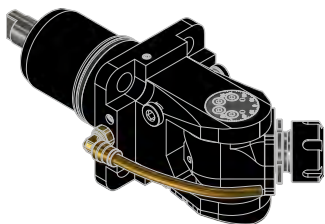
**STRAIGHT DRILL-MILLING LIVE TOOL** .....pg 506



**RIGHT ANGLE DRILL-MILLING LIVE TOOL** .....pg 506


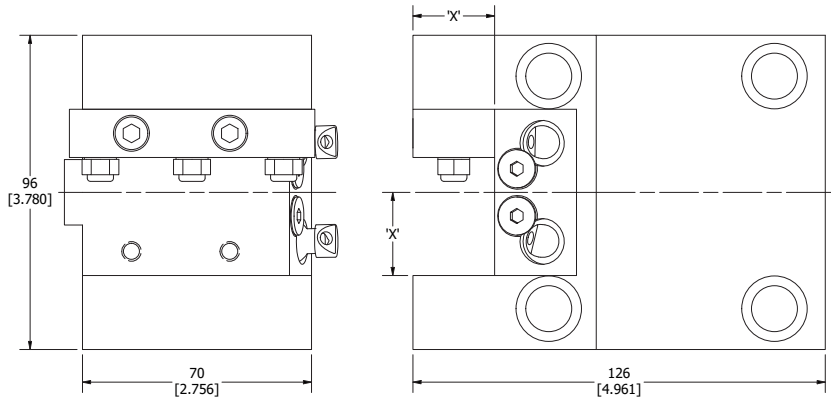


**DOUBLE RIGHT ANGLE DRILL-MILLING LIVE TOOL** .....pg 507




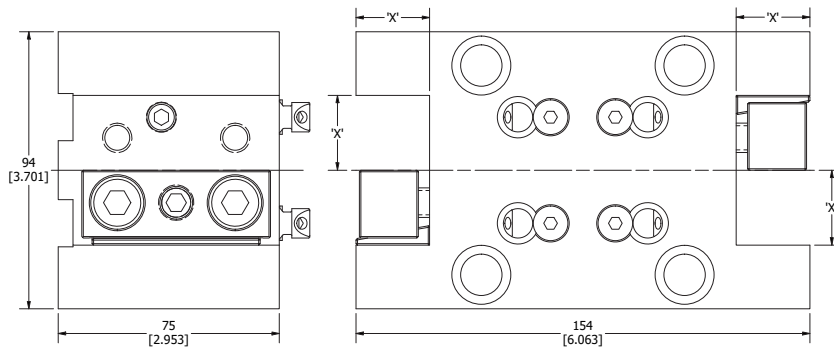
**ADJUSTABLE ANGLE LIVE TOOL** .....pg 507

# NAKAMURA-TOME TW20 OD TURNING HOLDER




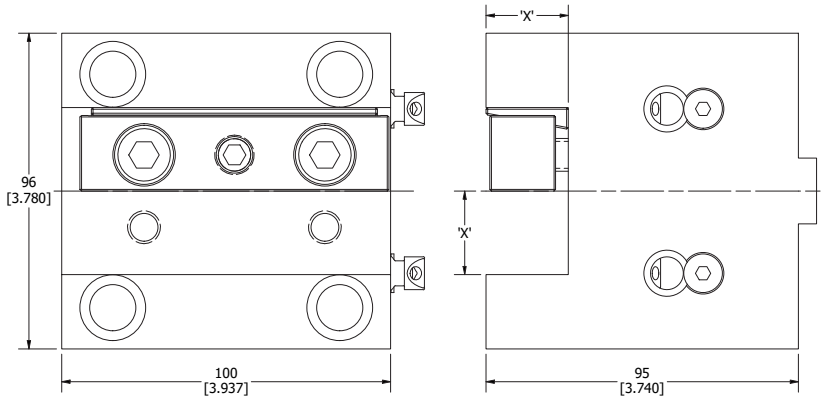
PART NUMBER	DIMENSION 'X'
TW20-8311	1.000
TW20-8311M	25mm

# NAKAMURA-TOME TW20 DOUBLE OD TURNING HOLDER



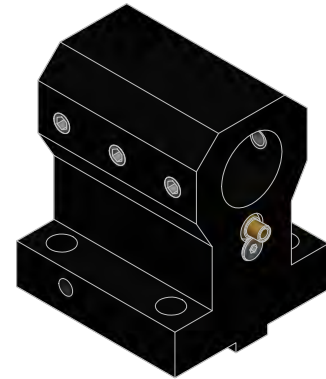
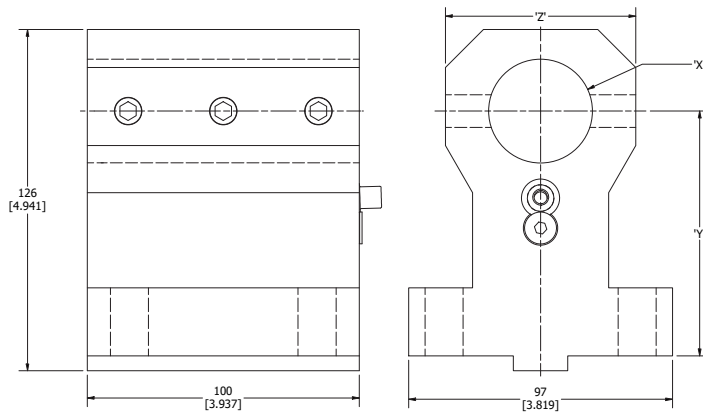
PART NUMBER	DIMENSION 'X'
TW20-8311 DBL	1.000
TW20-8311M DBL	25mm

## NAKAMURA-TOME TW20 OD FACING HOLDER



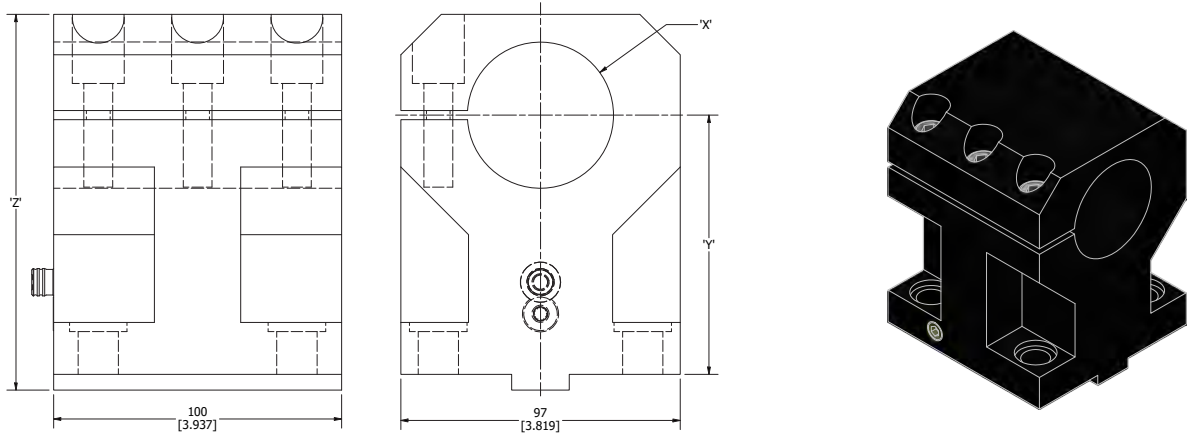
PART NUMBER	DIMENSION 'X'
TW20-8411	1.000
TW20-8411M	25mm

## NAKAMURA-TOME TW20 BORING BAR HOLDER



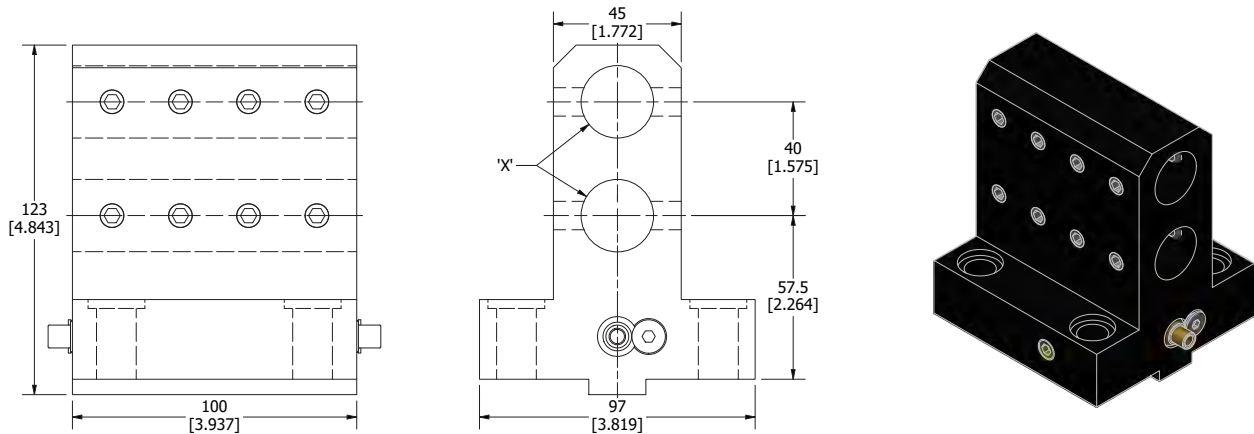
PART NUMBER	DIMENSION 'X'	DIMENSION 'Y'	DIMENSION 'Z'
TW20-8425	1.000	3.543	1.969
TW20-8432	1 1/4	3.543	2.756
TW20-8435	1 1/2	3.543	2.756
TW20-8436	2.000	3.543	2.913
TW20GC-8436	2.000	2.953	2.913
TW20-8425M	25mm	90mm	50mm
TW20-8432M	32mm	90mm	70mm
TW20-8435M	40mm	90mm	70mm
TW20-8436M	50mm	90mm	74mm
TW20GC-8436M	50mm	75mm	74mm

## NAKAMURA-TOME TW20 **SPLIT ID HOLDER**



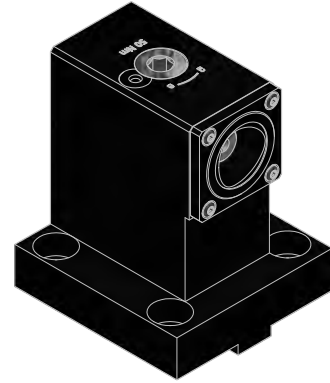
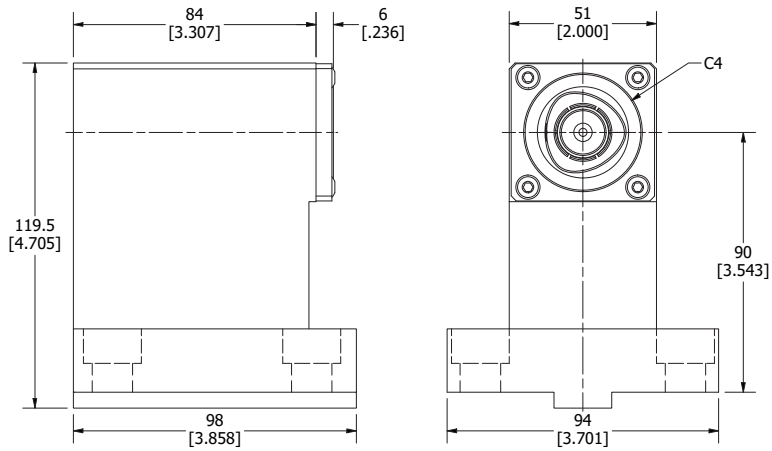
PART NUMBER	DIMENSION 'X'	DIMENSION 'Y'	DIMENSION 'Z'
TW20-8435 SPT	1 1/2	3.543	5.138
TW20-8436 SPT	2.000	3.543	5.138
TW20-8437 SPT	2 1/2	2.953	4.744
TW20-8435M SPT	40mm	90mm	130.5mm
TW20-8436M SPT	50mm	90mm	130.5mm
TW20-8437M SPT	65mm	75mm	120.5mm

## NAKAMURA-TOME TW20 **DOUBLE ID HOLDER**




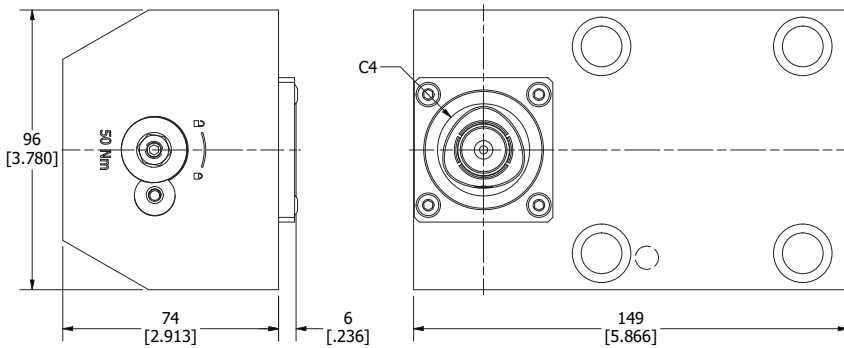
PART NUMBER	DIMENSION 'X'
TW20-8425 DBL	1.000
TW20-8425M DBL	25mm

# NAKAMURA-TOME TW20 CAPTO ID HOLDER



PART NUMBER	TOOL CLAMPING
TW20-C4ID	C4


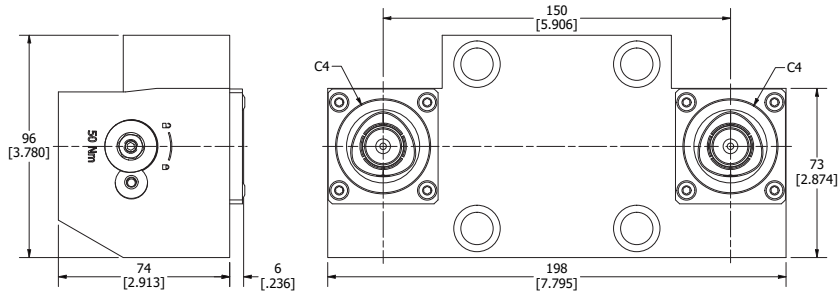
# NAKAMURA-TOME TW20 CAPTO OD HOLDER



PART NUMBER	TOOL CLAMPING
TW20-C4OD	C4


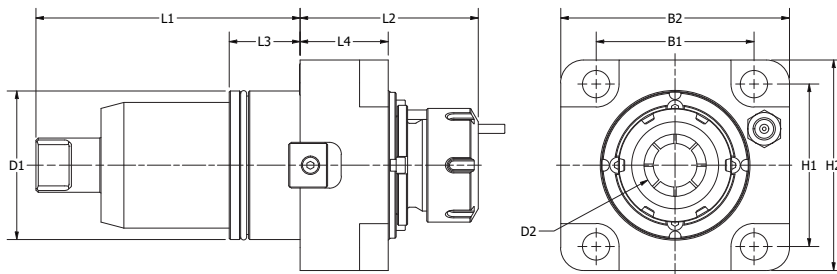


## NAKAMURA-TOME TW20 **DOUBLE CAPTO OD HOLDER**



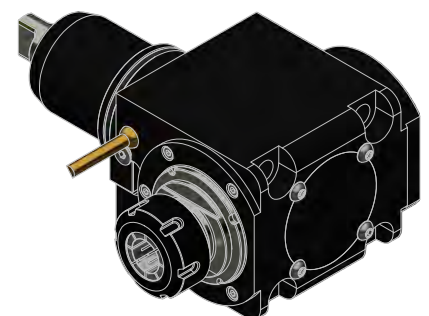
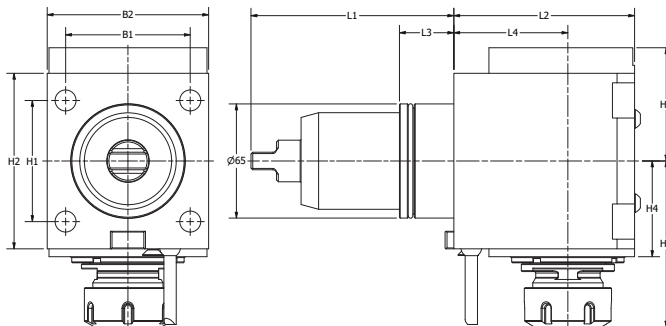
PART NUMBER	TOOL CLAMPING
TW20-C4OD DBL	C4

## NAKAMURA-TOME TW20 **STRAIGHT DRILL-MILLING LIVE TOOL**



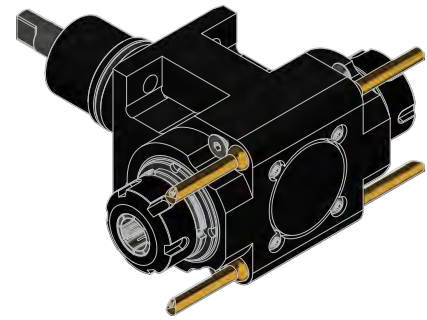
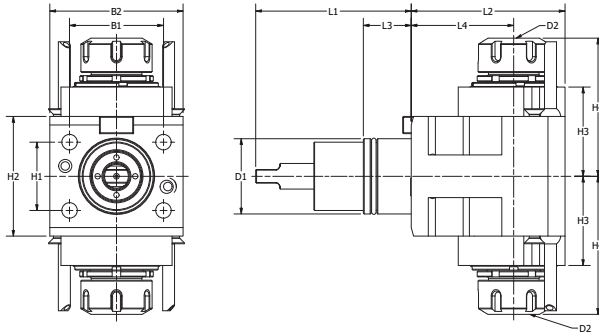
NAME	COOLANT	D1	D2	H1	H2	B1	B2	L1	L2	L3	L4	N2 MAX	N1:N2	NM
TW20-ER32-SLT	Ext.	65	2-20 ER32	69	96	71	96	116.5	76.3	31	32	6000	1:1	70
TW20-ER32-SLT INT	Internal/External - 20 bar	65	2-20 ER32	69	96	71	96	116.5	76.3	31	32	6000	1:1	70

## NAKAMURA-TOME TW20 **RIGHT ANGLE DRILL-MILLING LIVE TOOL**



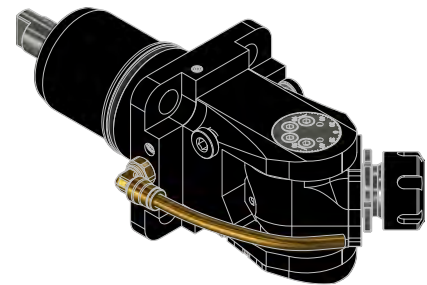
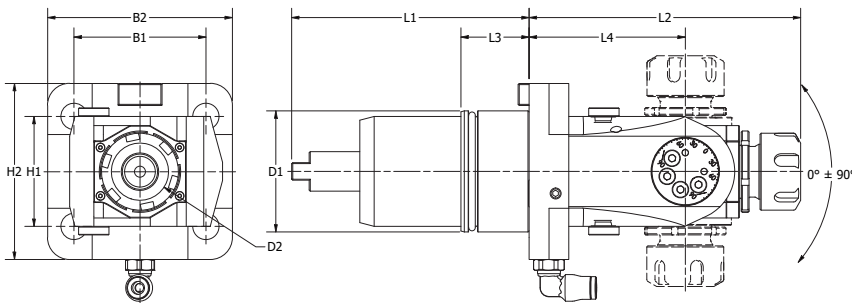
PART NUMBER	COOLANT	D1	D2	H1	H2	H3	H4	H5	B1	B2	L1	L2	L3	L4	N2 MAX	N1:N2	NM
TW20-ER32-RA	Ext.	65	2-20 ER32	69	100	64.5	54.5	94	71	92	116.5	103	31	65	6000	1:1	63
TW20-ER32-RA INT	Internal/External - 20 bar	65	2-20 ER32	69	100	64.5	54.5	94	71	92	116.5	103	31	65	6000	1:1	63

# NAKAMURA-TOME TW20 **DOUBLE RIGHT ANGLE DRILL-MILLING LIVE TOOL**



PART NUMBER	COOLANT	D1	D2	H1	H2	H3	H4	B1	B2	L1	L2	L3	L4	N2 MAX	N1:N2	NM
TW20-ER32-RA2	Ext.	65	2-20 ER32	69	100	54.5	93	71	92	116.5	103	31	65	6000	1:1	63

# NAKAMURA-TOME TW20 **ADJUSTABLE ANGLE LIVE TOOL**



PART NUMBER	COOLANT	D1	D2	H1	H2	B1	B2	L1	L2	L3	L4	N2 MAX	N1:N2	NM
TW20-ER25-ADJ90	Ext.	65	2-16 ER25	69	100	71	92	116.5	147	31	80	6000	1:1	25


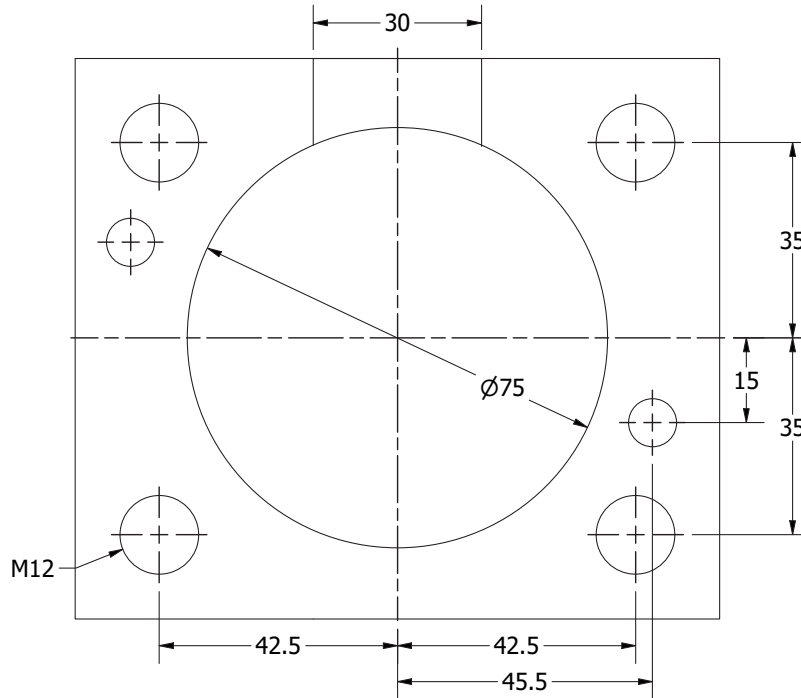
# NAKAMURA-TOME TW30

## COMPATIBLE MACHINES

SC-450

STS-40, STW-40

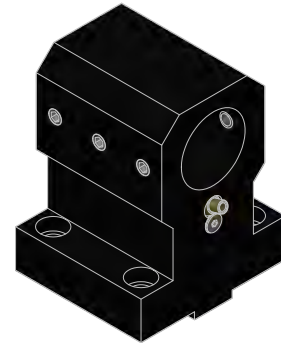
TW30 12ST.



**OD TURNING HOLDER** .....pg 510



**OD FACING HOLDER** .....pg 510



**BORING BAR HOLDER** .....pg 511


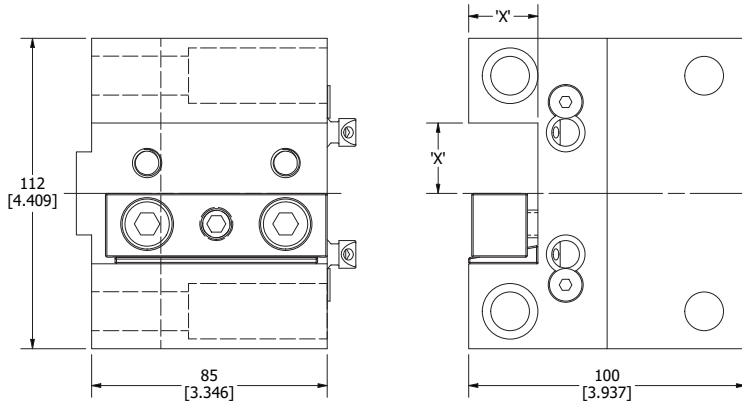


**CAPTO ID HOLDER** .....pg 511




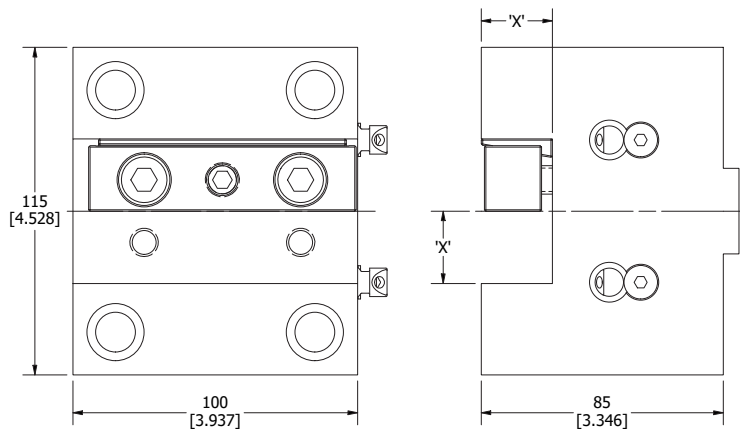
**CAPTO OD HOLDER** .....pg 512

## NAKAMURA-TOME TW30 OD TURNING HOLDER



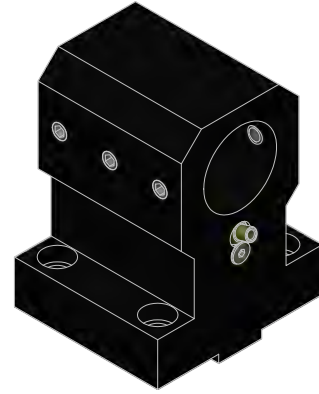
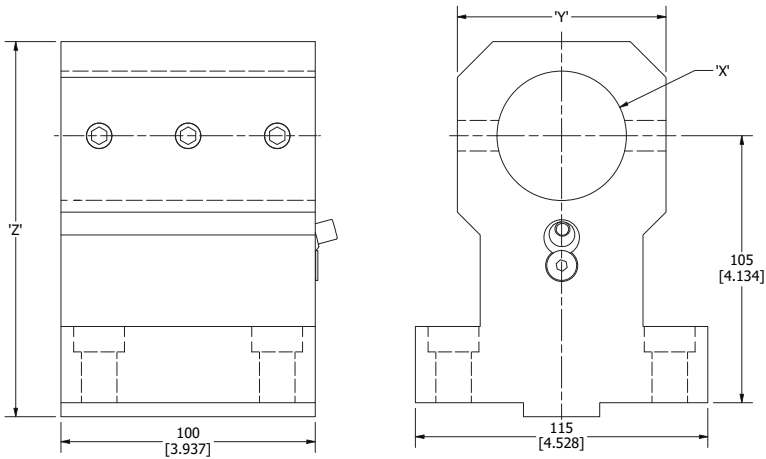
PART NUMBER	DIMENSION 'X'
TW30-8311	1.000
TW30-8311M	25mm

## NAKAMURA-TOME TW30 OD FACING HOLDER



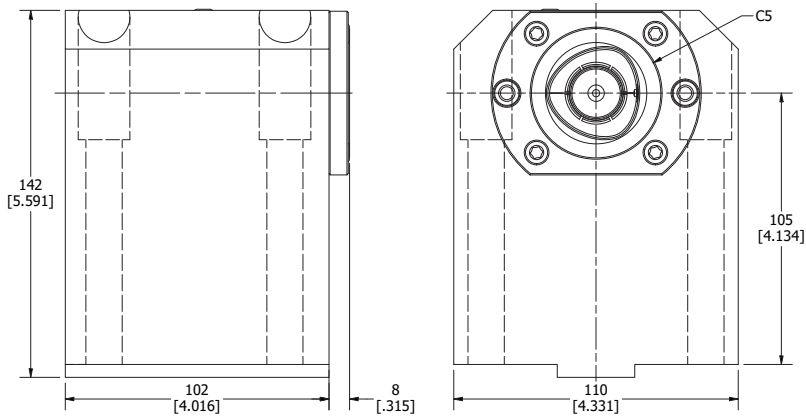
PART NUMBER	DIMENSION 'X'
TW30-8411	1.000
TW30-8411M	25mm

# NAKAMURA-TOME TW30 BORING BAR HOLDER



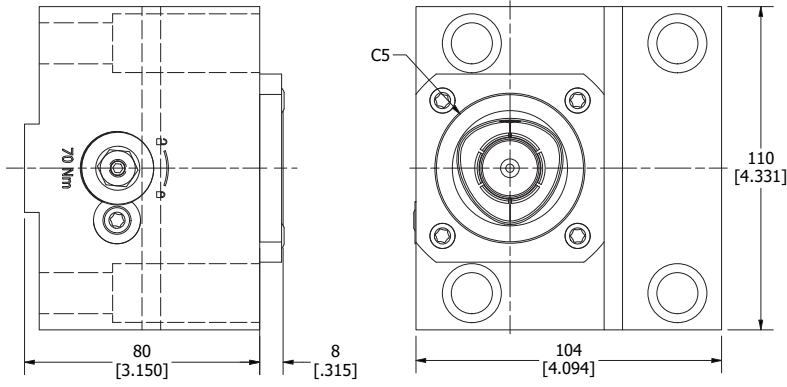
PART NUMBER	DIMENSION 'X'	DIMENSION 'Y'	DIMENSION 'Z'
TW30-8435	1 1/2	2.520	5.610
TW30-8436	2.000	3.228	5.807
TW30-8437	2 1/2	3.228	5.807
TW30-8435M	40mm	64	142.5
TW30-8436M	50mm	82	147.5
TW30-8437M	65mm	82	147.5

# NAKAMURA-TOME TW30 CAPTO ID HOLDER



PART NUMBER	TOOL CLAMPING
TW30-CSID	C5

# NAKAMURA-TOME TW30 CAPTO OD HOLDER




PART NUMBER	TOOL CLAMPING
TW30-C5OD	C5

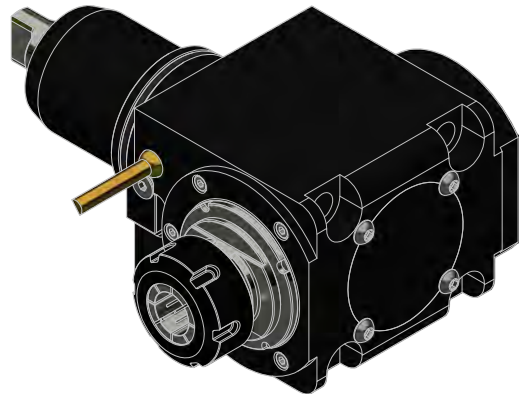
# NAKAMURA-TOME NTY3

## COMPATIBLE MACHINES

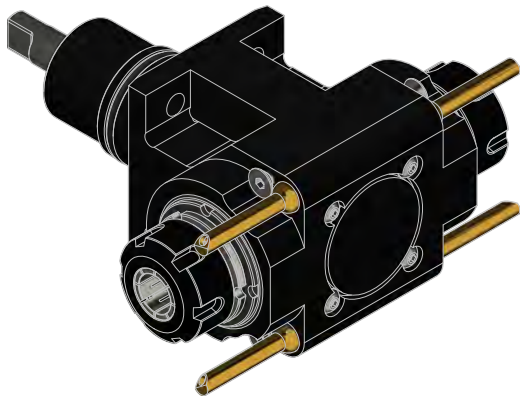
- MX-100
- NTJ-100
- NTY<sup>3</sup>-100, WY-100 II (12 ST)
- SC-100
- Super NTMX, MX-5
- WT-100



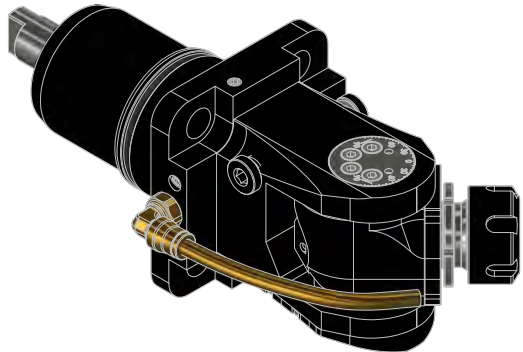
**STRAIGHT DRILL-MILLING LIVE TOOL** .....pg 514



**RIGHT ANGLE DRILL-MILLING LIVE TOOL** .....pg 514


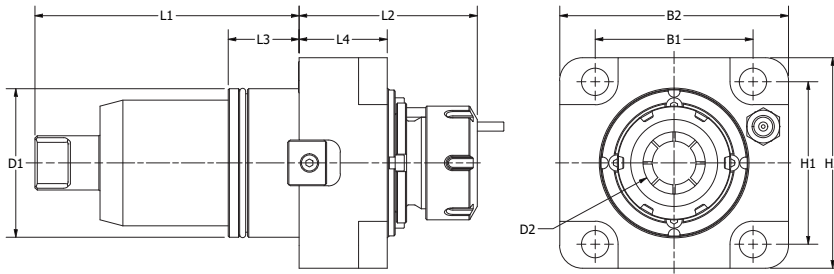


**DOUBLE RIGHT ANGLE DRILL-MILLING LIVE TOOL** .....pg 515



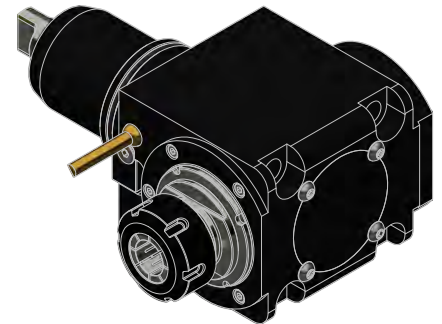
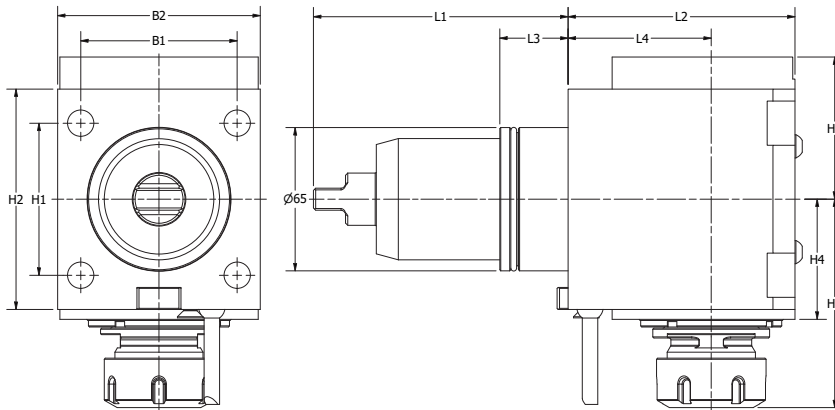
**ADJUSTABLE ANGLE LIVE TOOL** .....pg 515

# NAKAMURA-TOME NTY3 STRAIGHT DRILL-MILLING LIVE TOOL



NAME	COOLANT	D1	D2	H1	H2	B1	B2	L1	L2	L3	L4	N2 MAX	N1:N2	NM
NTY3-ER25-SLT	Ext.	44	2-16 ER25	40	62	55	82	91	68.6	28	30	6000	1:1	40
NTY3-ER25-SLT INT	Internal/External - 20 bar	44	2-16 ER25	40	62	55	82	91	68.6	28	30	6000	1:1	40

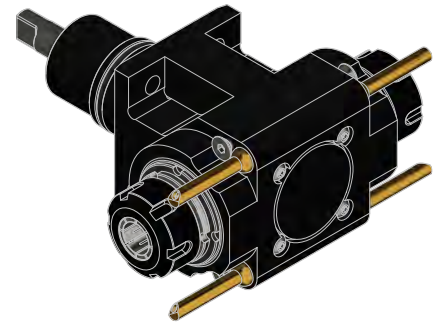
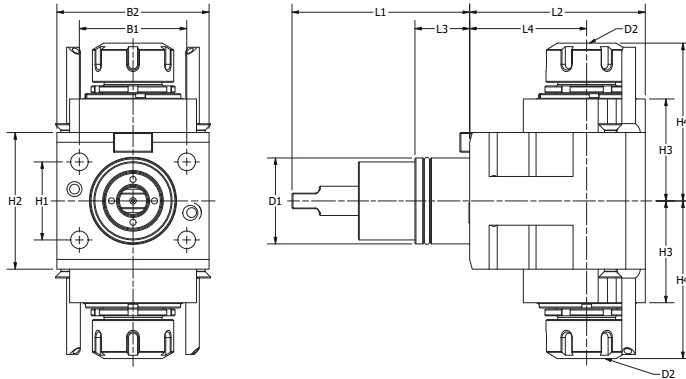
# NAKAMURA-TOME NTY3 RIGHT ANGLE DRILL-MILLING LIVE TOOL



PART NUMBER	COOLANT	D1	D2	H1	H2	H3	H4	H5	B1	B2	L1	L2	L3	L4	N2 MAX	N1:N2	NM
NTY3-ER25-RA	Ext.	44	2-16 ER25	40	92.5	50.3	51.2	87.8	55	78	91	95	28	60	6000	1:1	50
NTY3-ER25-RA INT	Internal/External - 20 bar	44	2-16 ER25	40	92.5	50.3	51.2	87.8	55	78	91	95	28	60	6000	1:1	50

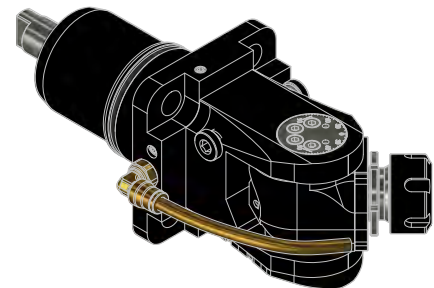
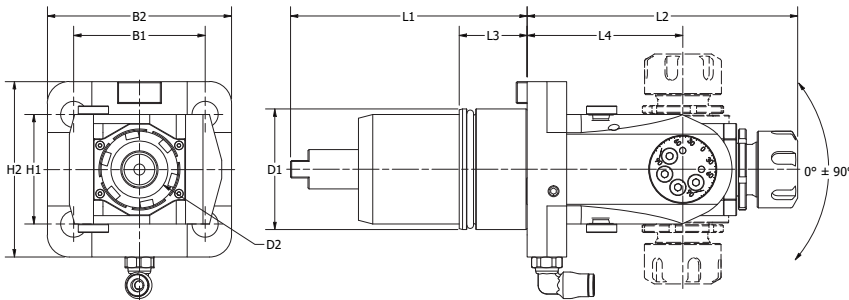


# NAKAMURA-TOME NTY3 **DOUBLE RIGHT ANGLE DRILL-MILLING LIVE TOOL**



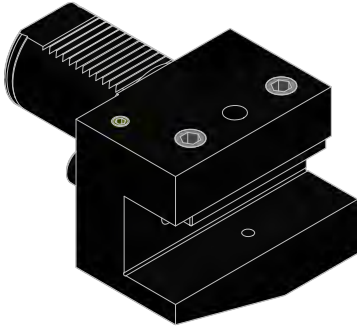
PART NUMBER	COOLANT	D1	D2	H1	H2	H3	H4	B1	B2	L1	L2	L3	L4	N2 MAX	N1:N2	NM
NTY3-ER25-RA2	Ext.	44	2-16 ER25	40	70	52.2	83	55	78	91	90	28	60	6000	1:1	40

# NAKAMURA-TOME NTY3 **ADJUSTABLE ANGLE LIVE TOOL**

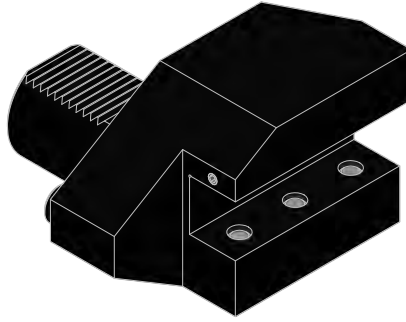


PART NUMBER	COOLANT	D1	D2	H1	H2	B1	B2	L1	L2	L3	L4	N2 MAX	N1:N2	NM
NTY3-ER16-ADJ90	Ext.	44	2-10 ER16	40	60	55	78	91	120.5	28	68.5	6000	1:1	10

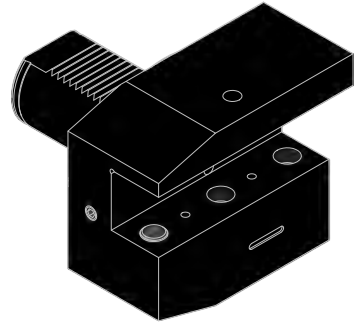
# NAKAMURA-TOME VDI30-40



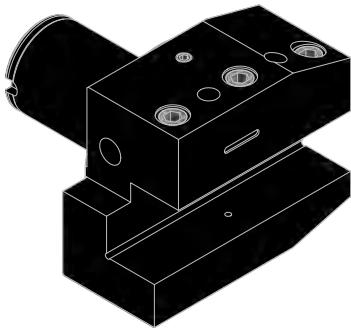
**TURNING TOOL HOLDER  
RIGHT HAND SHORT** .....pg 518



**TURNING TOOL HOLDER RIGHT  
HAND SHORT INVERTED** .....pg 518



**TURNING TOOL HOLDER  
RIGHT HAND LONG** .....pg 519



**TURNING TOOL HOLDER RIGHT  
HAND LONG INVERTED** .....pg 519



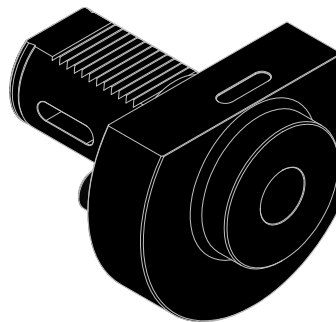
**BORING BAR HOLDER  
INTERNAL COOLANT** .....pg 520



**BORING BAR HOLDER DUAL  
EXTERNAL COOLANT** .....pg 521

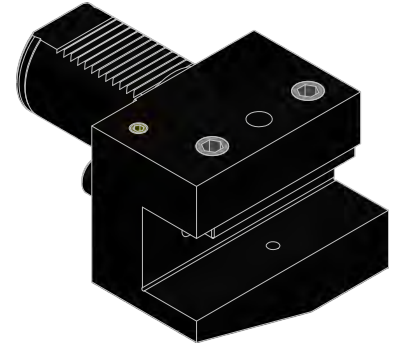
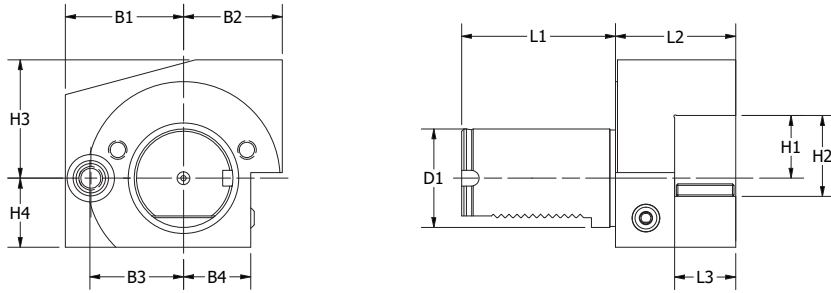


**ER COLLET  
CHUCK HOLDER** .....pg 522




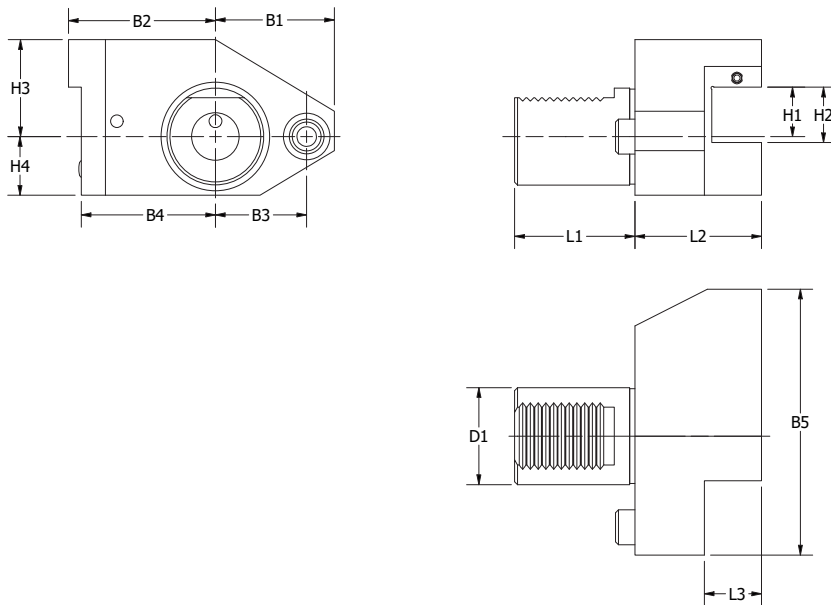
**MORSE TAPER  
TOOL HOLDER** .....pg 522

## NAKAMURA-TOME VDI30-40 TURNING TOOL HOLDER RIGHT HAND SHORT



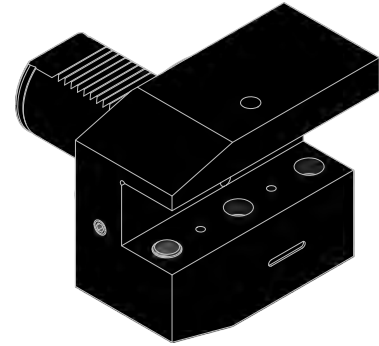
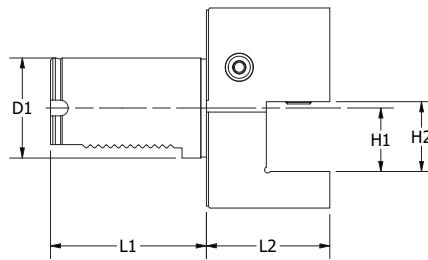
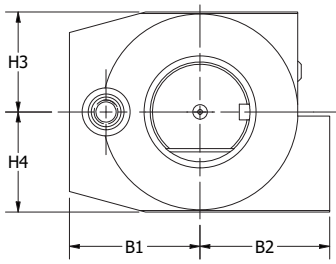
PART NUMBER	D1	B1	B2	B3	B4	L1	L2	L3	H1	H2	H3	H4
NK21.3020	30	35	35	-	24	54	60	40	3/4	29	37	27
NK21.5025	50	59	50	47	34	77	55	25	1.000	35	53	35
NK21.5032	50	60	50	47.5	34	78	61	31	1 1/4	41	60	35
NK21.5032	50	60	50	47.5	34	78	61	31	32	41	60	35

## NAKAMURA-TOME VDI30-40 TURNING TOOL HOLDER RIGHT HAND SHORT INVERTED



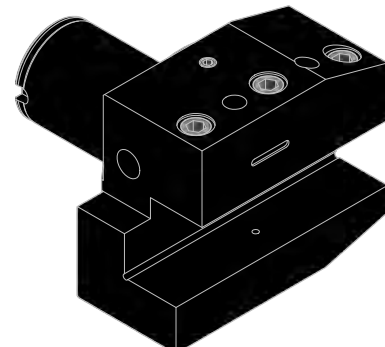
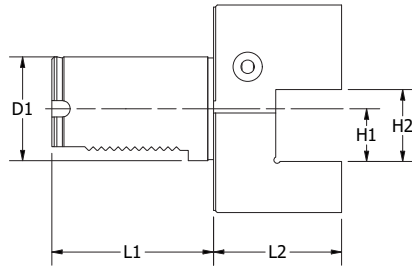
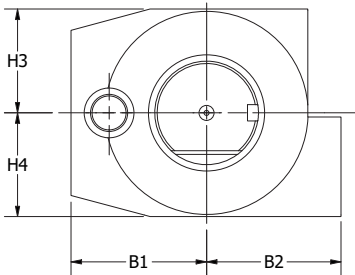
PART NUMBER	D1	B1	B2	B3	B4	B5	L1	L2	L3	H1	H2	H3	H4
NK23.3020	30	35	35	-	24	70	54	40	18	3/4	29	37	35
NK23.5025	50	61	76	47	92	137	62	65	30	1.000	29	50	30
NK23.5032	50	61	75	47	67	132	77	71	35	1 1/4	34	56	30

# NAKAMURA-TOME VDI30-40 TURNING TOOL HOLDER RIGHT HAND LONG



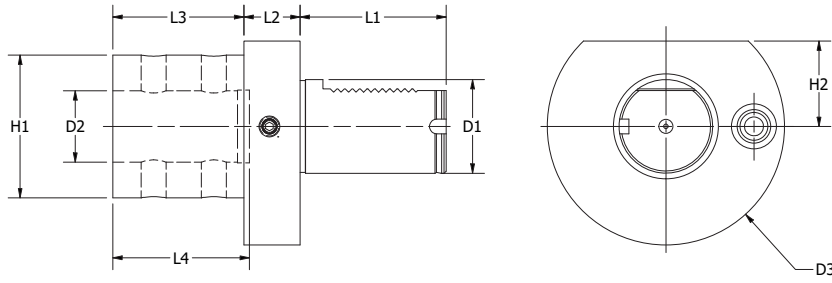
PART NUMBER	D1	B1	B2	L1	L2	H1	H2	H3	H4
NK25.3020	30	35	64	54	40	3/4	29	27	37
NK25.3025	30	35	64	54	40	1.000	35	35	44
NK25.5025	50	65	65	78	62	1.000	34	50	50
NK25.5032	50	65	65	78	62	1 1/4	34	50	50

# NAKAMURA-TOME VDI30-40 TURNING TOOL HOLDER RIGHT HAND LONG INVERTED



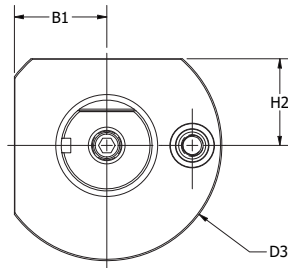
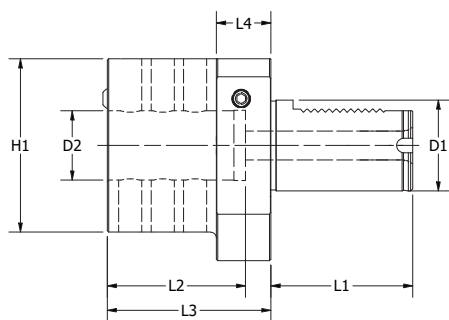
PART NUMBER	D1	B1	B2	L1	L2	H1	H2	H3	H4
NK27.3020	30	35	64	54	40	3/4	29	35	37
NK27.3025	30	35	64	54	40	1.000	35	35	44
NK27.5025	50	65	65	78	62	1.000	35	50	50
NK27.5032	50	65	65	78	62	1 1/4	35	50	50

# NAKAMURA-TOME VDI30-40 BORING BAR HOLDER INTERNAL COOLANT



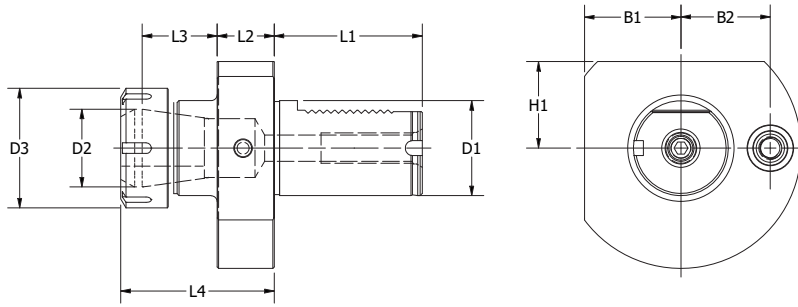
PART NUMBER	D1	D2 INCH	D3	L1	L2	L3	L4	H1	H2
NK51.3008	30	5/16	68	55	22	37	54	57	27
NK51.3008M	30	8mm	68	55	22	37	54	57	27
NK51.3010	30	3/8	68	55	22	37	54	57	27
NK51.3010M	30	10mm	68	55	22	37	54	57	27
NK51.3016	30	5/8	68	55	22	45	54	45	27
NK51.3016M	30	16mm	68	55	22	45	54	45	27
NK51.3020	30	3/4	68	55	22	37	54	57	27
NK51.3020M	30	20mm	68	55	22	37	54	57	27
NK51.3025	30	1.000	68	55	22	50	67	57	27
NK51.3025M	30	25mm	68	55	22	50	67	57	27
NK51.3032	30	1 1/4	68	55	22	50	67	57	27
NK51.3032M	30	32mm	68	55	22	50	67	57	27
NK51.3040	30	1 1/2	68	55	22	67	72	66	27
NK51.3040M	30	40mm	68	55	22	67	72	66	27
NK51.5020	50	3/4	126	78	30	37	54	57	45.5
NK51.5020M	50	20mm	126	78	30	37	54	57	45.5
NK51.5025	50	1.000	126	78	30	50	59	63	45.5
NK51.5025M	50	25mm	126	78	30	50	59	63	45.5
NK51.5032	50	1 1/4	126	78	30	50	63	70	45.5
NK51.5032M	50	32mm	126	78	30	50	63	70	45.5
NK51.5040	50	1 1/2	126	78	30	70	73	76	45.5
NK51.5040M	50	40mm	126	78	30	70	73	76	45.5
NK51.5045	50	1 3/4	126	78	30	70	73	76	45.5
NK51.5045M	50	45mm	126	78	30	70	73	76	45.5
NK51.5050	50	2.000	126	78	30	70	85	89	45.5
NK51.5050M	50	50mm	126	78	30	70	85	89	45.5
NK51.5065	50	2 1/2	126	78	30	70	85	89	45.5
NK51.5065M	50	65mm	126	78	30	70	85	89	45.5

# NAKAMURA-TOME VDI30-40 BORING BAR HOLDER DUAL EXTERNAL COOLANT



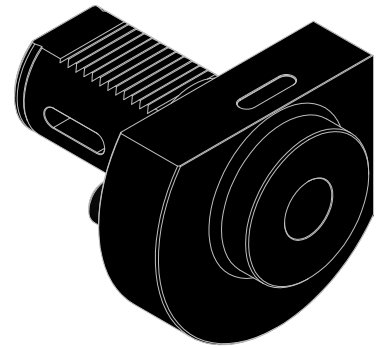
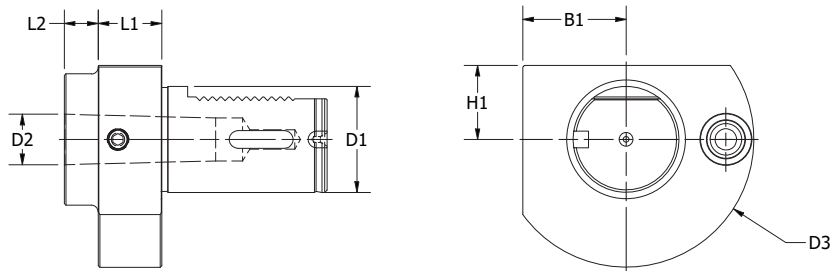
PART NUMBER	D1	D2 INCH	D3	B1	L1	L2	L3	L4	H1	H2
NK52.3010	30	3/8	126	-	78	76	90	30	85	45.5
NK52.3010M	30	10mm	126	-	78	76	90	30	85	45.5
NK52.3012	30	1/2	126	-	78	76	90	30	85	45.5
NK52.3012M	30	12mm	126	-	78	76	90	30	85	45.5
NK52.3020	30	3/4	126	50	78	76	90	30	95	47.6
NK52.3020M	30	20mm	126	50	78	76	90	30	95	47.6
NK52.3025	30	1.000	126	50	78	76	90	30	95	47.6
NK52.3025M	30	25mm	126	50	78	76	90	30	95	47.6
NK52.3032	30	1 1/4	126	50	78	76	90	30	95	47.6
NK52.3032M	30	32mm	126	50	78	76	90	30	95	47.6
NK52.3040	30	1 1/2	126	50	78	76	90	30	95	47.6
NK52.3040M	30	40mm	126	50	78	76	90	30	95	47.6
NK52.3045	30	1 3/4	126	50	78	76	90	30	95	47.6
NK52.3045M	30	45mm	126	50	78	76	90	30	95	47.6
NK52.3050	30	2.000	126	50	78	76	90	30	95	47.6
NK52.3050M	30	50mm	126	50	78	76	90	30	95	47.6
NK52.5010	50	3/8	126	-	78	76	90	30	85	45.5
NK52.5010M	50	10mm	126	-	78	76	90	30	85	45.5
NK52.5012	50	1/2	126	-	78	76	90	30	85	45.5
NK52.5012M	50	12mm	126	-	78	76	90	30	85	45.5
NK52.5020	50	3/4	126	50	78	76	90	30	95	47.6
NK52.5020M	50	20mm	126	50	78	76	90	30	95	47.6
NK52.5025	50	1.000	126	50	78	76	90	30	95	47.6
NK52.5025M	50	25mm	126	50	78	76	90	30	95	47.6
NK52.5032	50	1 1/4	126	50	78	76	90	30	95	47.6
NK52.5032M	50	32mm	126	50	78	76	90	30	95	47.6
NK52.5040	50	1 1/2	126	50	78	76	90	30	95	47.6
NK52.5040M	50	40mm	126	50	78	76	90	30	95	47.6
NK52.5045	50	1 3/4	126	50	78	76	90	30	95	47.6
NK52.5045M	50	45mm	126	50	78	76	90	30	95	47.6
NK52.5050	50	2.000	126	50	78	76	90	30	95	47.6
NK52.5050M	50	50mm	126	50	78	76	90	30	95	47.6

## NAKAMURA-TOME VDI30-40 ER COLLET CHUCK HOLDER




PART NUMBER	D1	D2	D3	B1	B2	L1	L2	L3	L4	H1	COLLET TYPE
NK53.3025	30	25	42	50	47	78	22	39.5	81	45.5	ER25
NK53.3032	30	32	50	50	47	78	22	39.5	81	45.5	ER32
NK53.3040	30	40	63	50	47	78	22	39.5	81	45.5	ER40
NK53.5040	50	40	63	50	47	78	30	39.5	81	45.5	ER40

## NAKAMURA-TOME VDI30-40 MORSE TAPER TOOL HOLDER



PART NUMBER	D1	D2	D3	B1	H1	L1	L2	MORSE TAPER TYPE
NK71.5030	50	30	60	49	35	30	16	#3 M.T.
NK71.5040	50	40	60	49	35	30	16	#4 M.T.




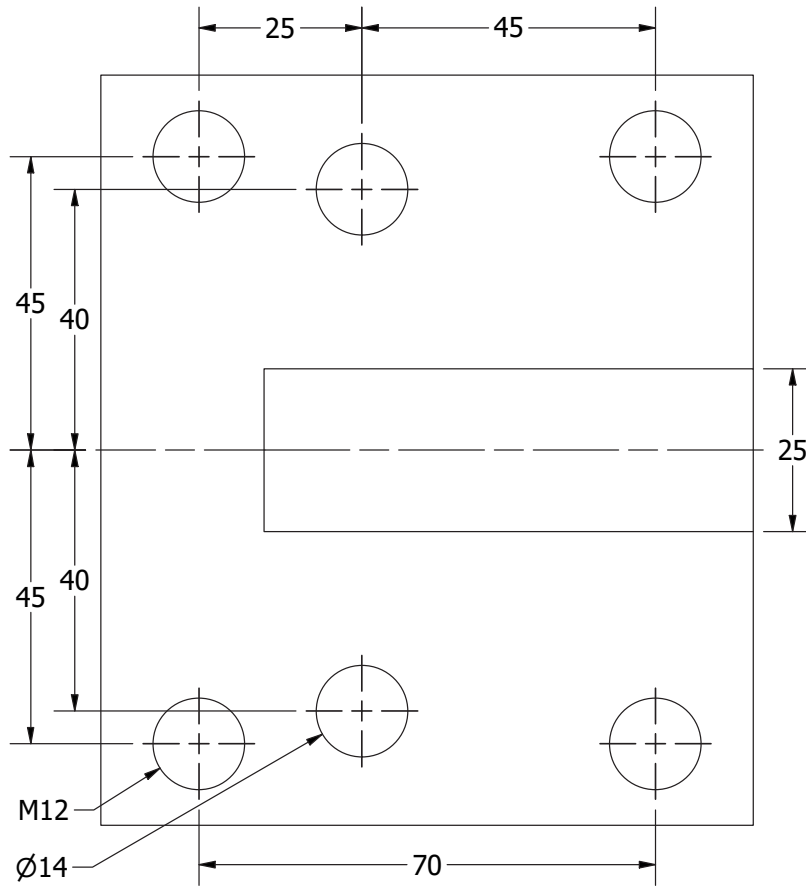
<b>HB4</b>	.....	pg 527
<b>HB6</b>	.....	pg 531
<b>HB8</b>	.....	pg 535
<b>HB8A</b>	.....	pg 539
<b>HB9</b>	.....	pg 543
<b>HB10</b>	.....	pg 547
<b>HB10A</b>	.....	pg 551
<b>HB12</b>	.....	pg 555
<b>HB14</b>	.....	pg 559
<b>HB22</b>	.....	pg 563
<b>HB23</b>	.....	pg 567




# OKUMA HOWA HB4

## COMPATIBLE MACHINES

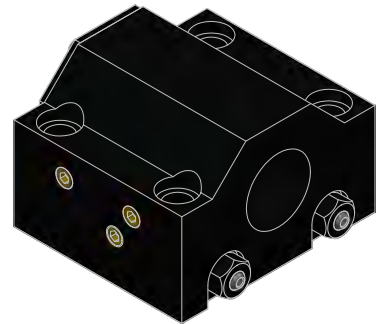
Okuma Howa H4



**OD TURNING HOLDER** .....pg 528


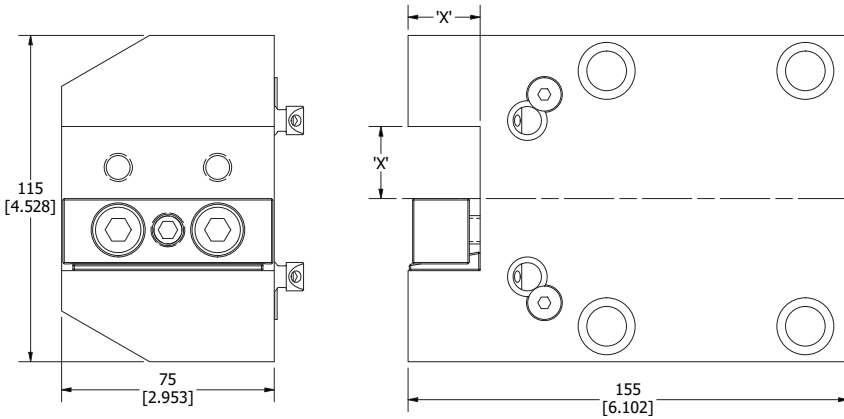


**OD FACING HOLDER** .....pg 528




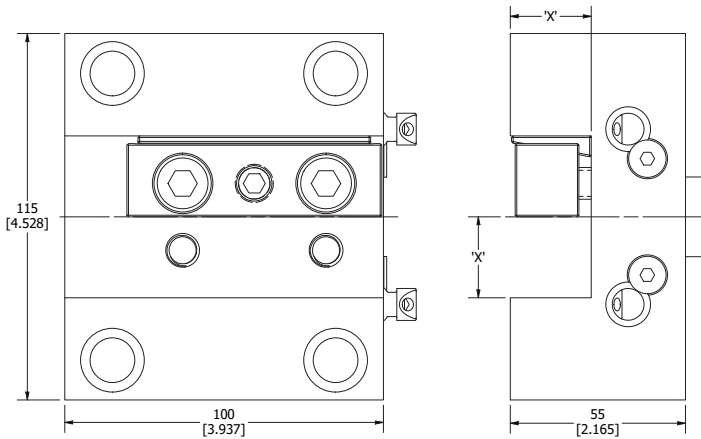
**BORING BAR HOLDER** .....pg 529

# OKUMA HOWA HB4 OD TURNING HOLDER




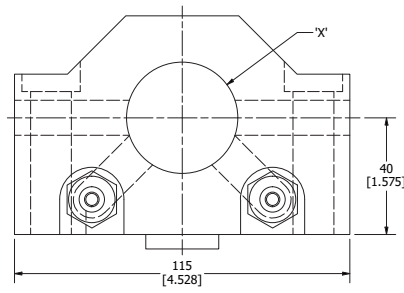
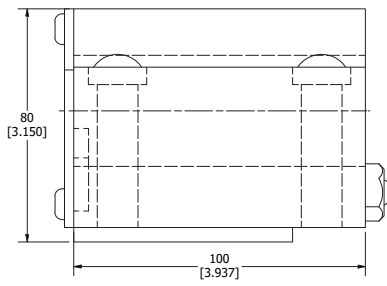
PART NUMBER	DIMENSION 'X'
HO4A-1S	1.000
HO4A-25S	25mm

# OKUMA HOWA HB4 OD FACING HOLDER



PART NUMBER	DIMENSION 'X'
HF4A-1RL	1.000
HF4A-25RL	25mm

# OKUMA HOWA HB4 BORING BAR HOLDER


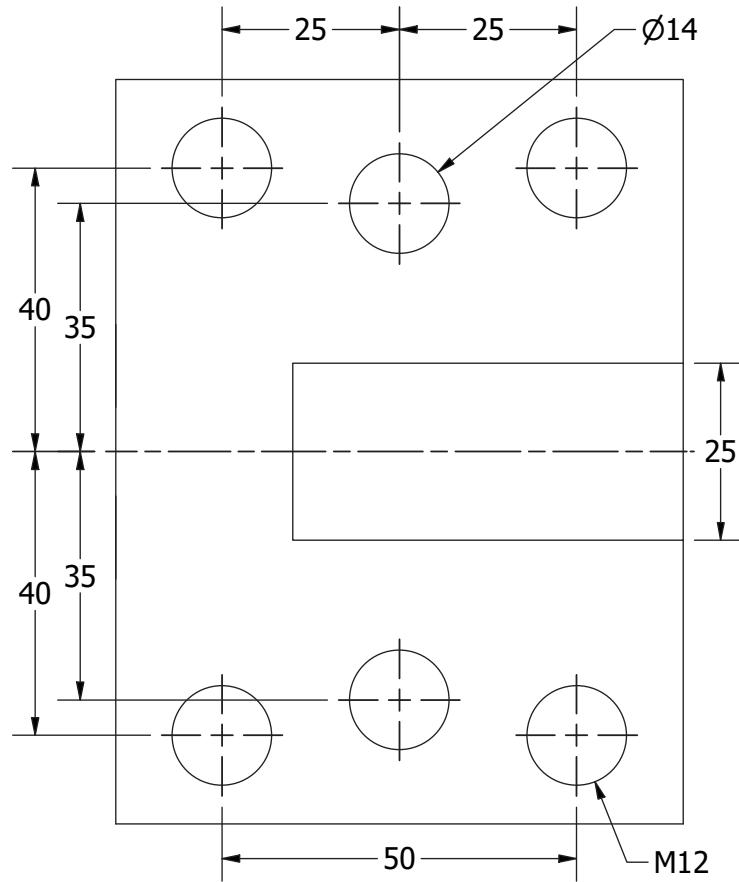


PART NUMBER	DIMENSION 'X'
HB4A-1.5	1 1/2
HB4A-1.75	1 3/4
HB4A-2.0	2.000
HB4A-40	40mm
HB4A-45	45mm
HB4A-50	50mm


# OKUMA HOWA HB6

## COMPATIBLE MACHINES


Okuma Howa H6



**OD TURNING HOLDER** .....pg 532

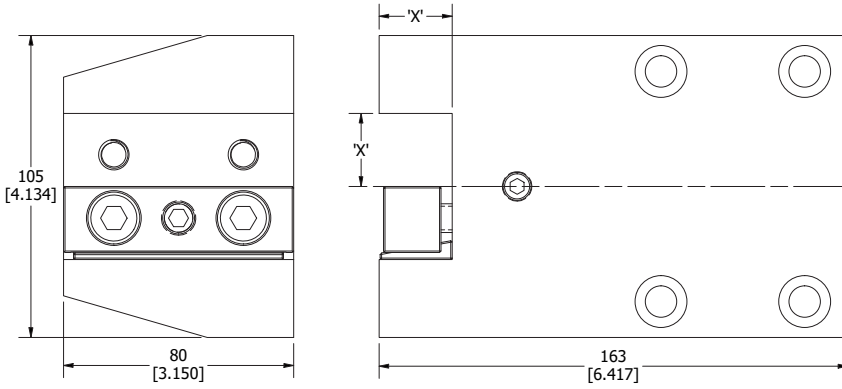


**OD FACING HOLDER** .....pg 532




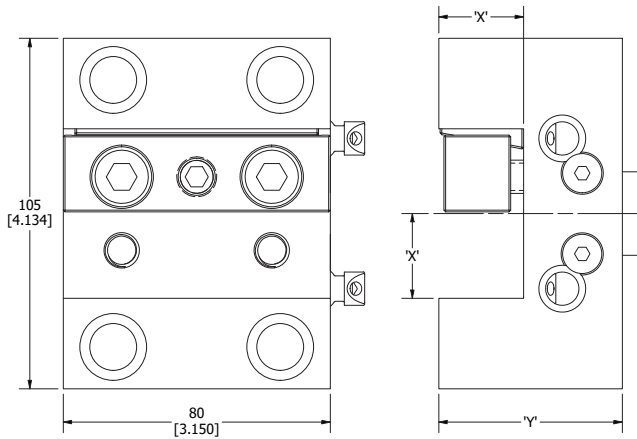
**BORING BAR HOLDER** .....pg 533

# OKUMA HOWA HB6 OD TURNING HOLDER




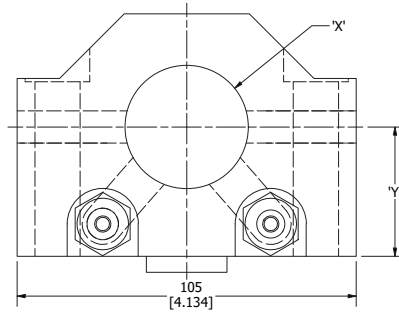
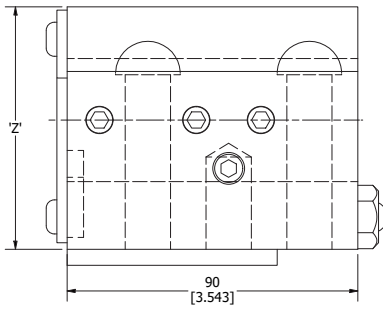
PART NUMBER	DIMENSION 'X'
HO6A-1	1.000
HO6A-25	25mm

# OKUMA HOWA HB6 OD FACING HOLDER



PART NUMBER	DIMENSION 'X'	DIMENSION 'Y'
HF6A-1RL	1.000	2.165
HF6B-1RL	1.000	2.559
HF6A-25RL	25mm	55mm
HF6B-25RL	25mm	65mm

# OKUMA HOWA HB6 BORING BAR HOLDER


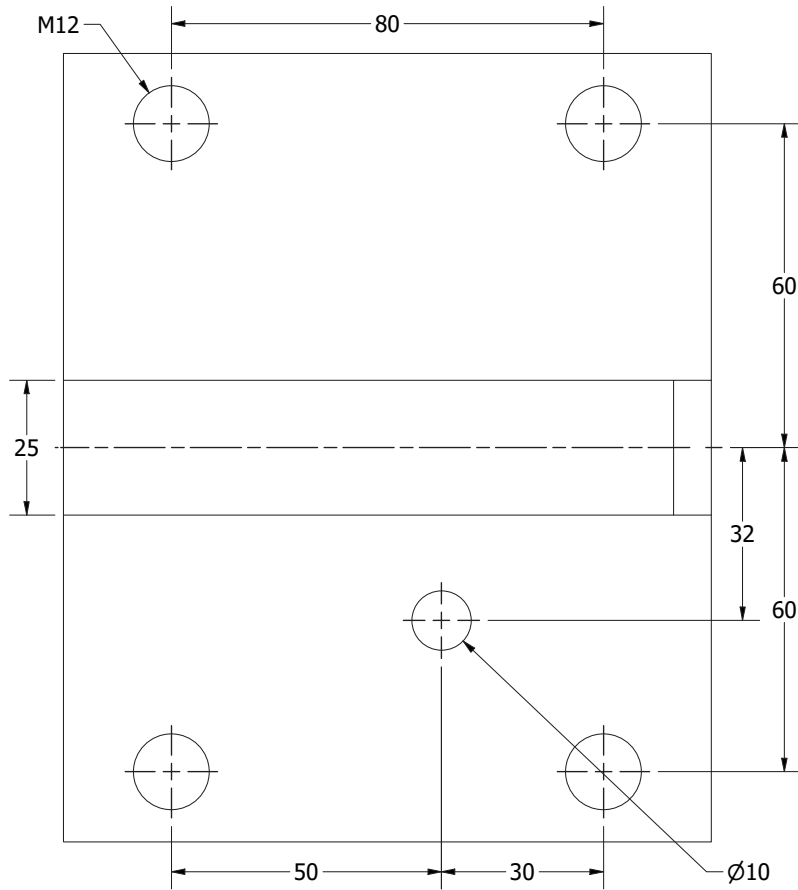


PART NUMBER	DIMENSION 'X'	DIMENSION 'Y'	DIMENSION 'Z'
HB6A-1.0	1.000	1.575	1.575
HB6A-1.5	1 1/2	1.575	1.575
HB6A-1.75	1 3/4	1.575	1.575
HB6A-2.0	2.000	1.575	1.575
HB6B-1.5	1 1/2	2.559	3.937
HB6B-2.0	2.000	2.559	3.937
HB6A-25	25mm	40mm	75mm
HB6A-40	40mm	40mm	75mm
HB6A-45	45mm	40mm	75mm
HB6A-50	50mm	40mm	75mm
HB6B-40	40mm	65mm	100mm
HB6B-50	50mm	65mm	100mm


# OKUMA HOWA HB8

## COMPATIBLE MACHINES

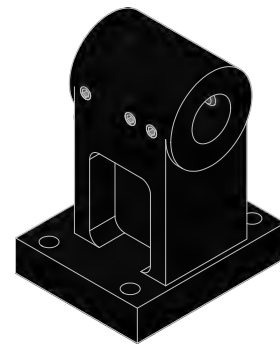
Okuma Howa H8



**OD TURNING HOLDER** .....pg 536


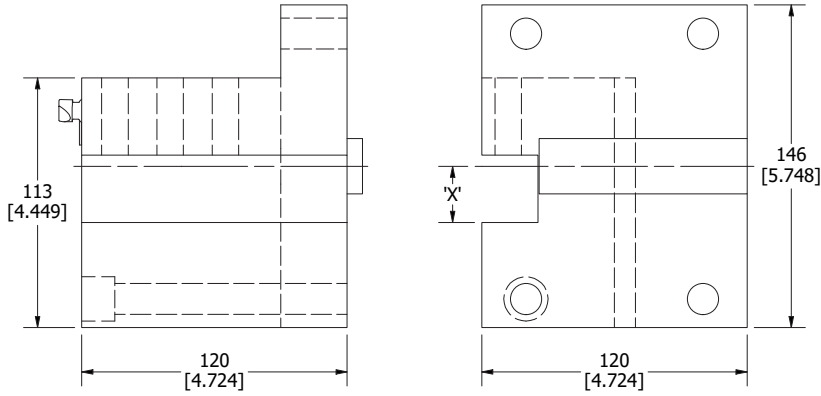


**OD FACING HOLDER** .....pg 536



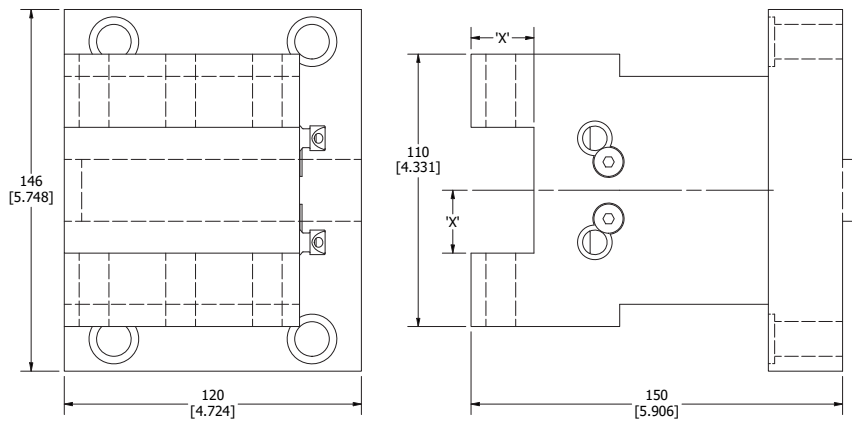
**BORING BAR HOLDER** .....pg 537

# OKUMA HOWA HB8 OD TURNING HOLDER



PART NUMBER	DIMENSION 'X'
HO8-1R-N	1.000
HO8-1L-N	1.000
HO8-25R-N	25mm
HO8-25L-N	25mm

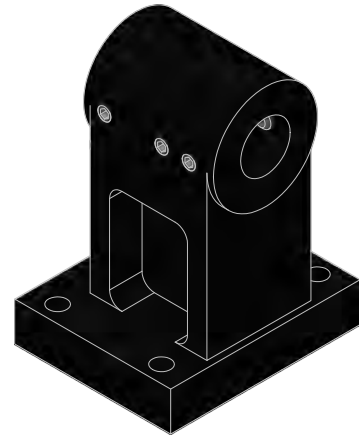
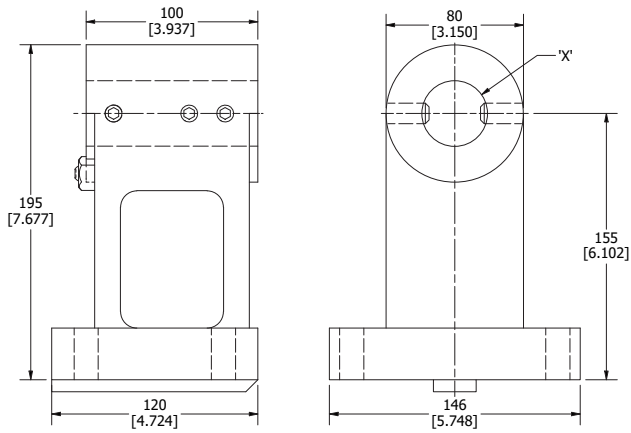
# OKUMA HOWA HB8 OD FACING HOLDER



PART NUMBER	DIMENSION 'X'
HF8-1RL-N	1.000
HF8-25RL-N	25mm



# OKUMA HOWA HB8 BORING BAR HOLDER

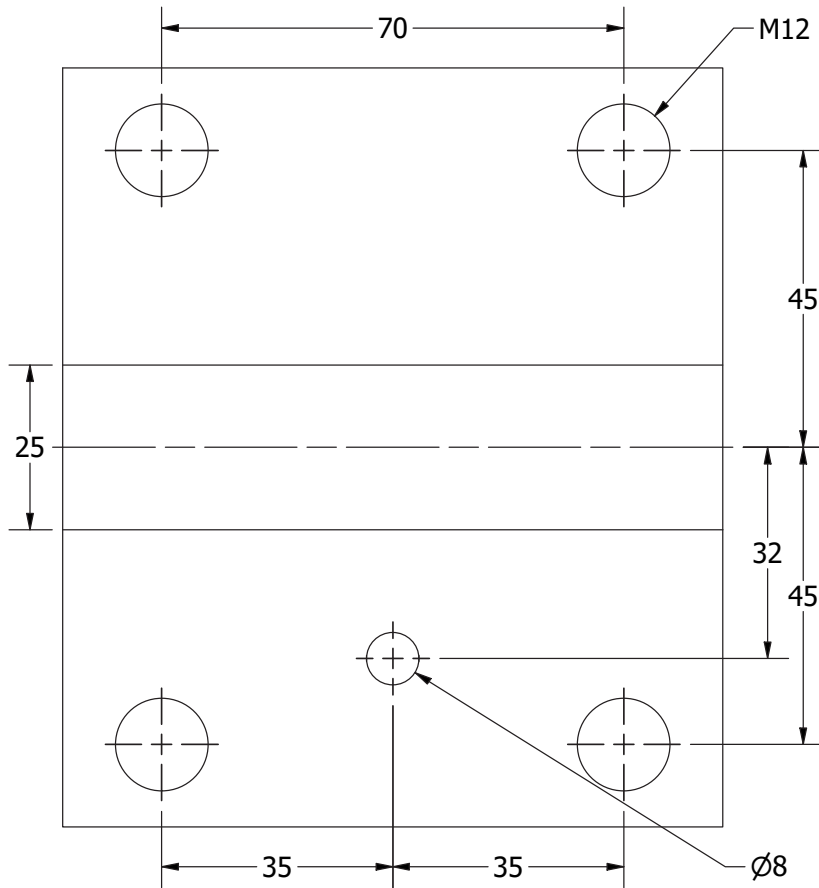


PART NUMBER	DIMENSION 'X'
HB8-1.5-N	1 1/2
HB8-1.75-N	1 3/4
HB8-2.0-N	2.000
HB8-40-N	40mm
HB8-45-N	45mm
HB8-50-N	50mm


# OKUMA HOWA HB8A

## COMPATIBLE MACHINES

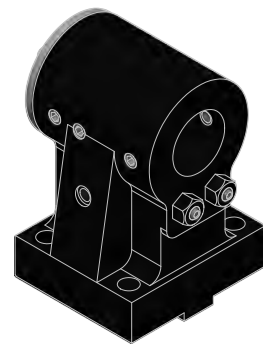
Okuma Howa H8



**OD TURNING HOLDER** .....pg 540


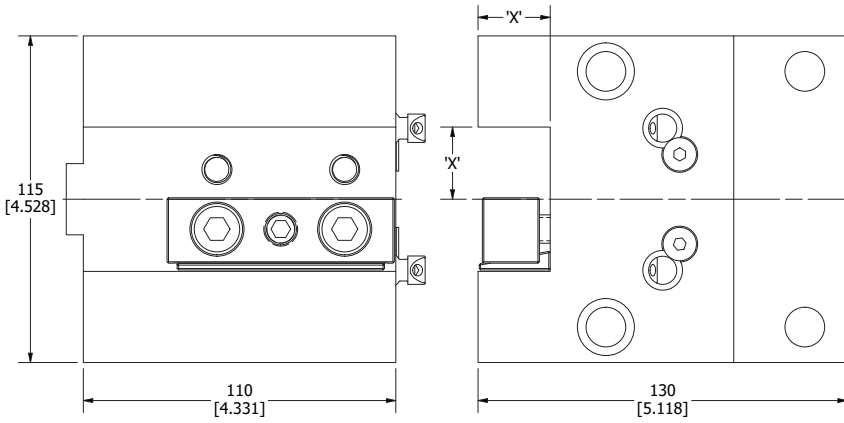


**OD FACING HOLDER** .....pg 540



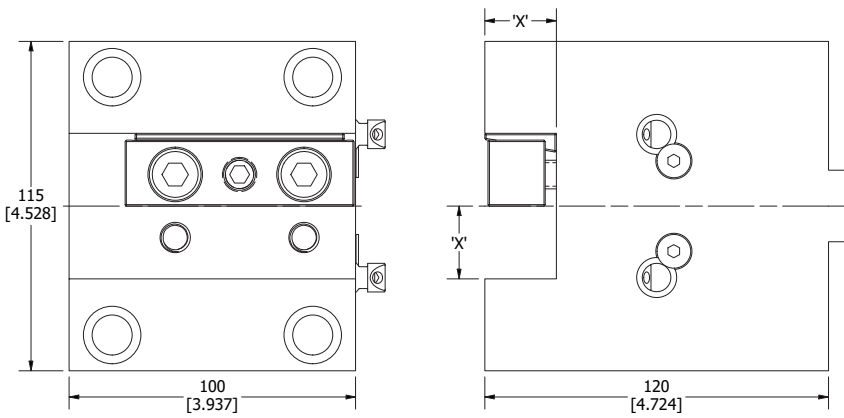
**BORING BAR HOLDER** .....pg 541

# OKUMA HOWA HB8A OD TURNING HOLDER



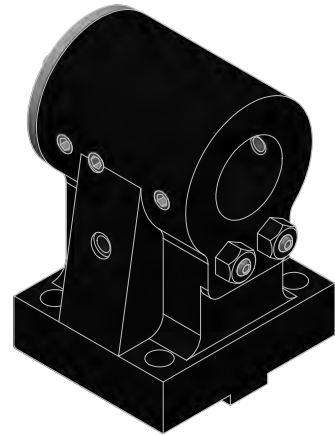
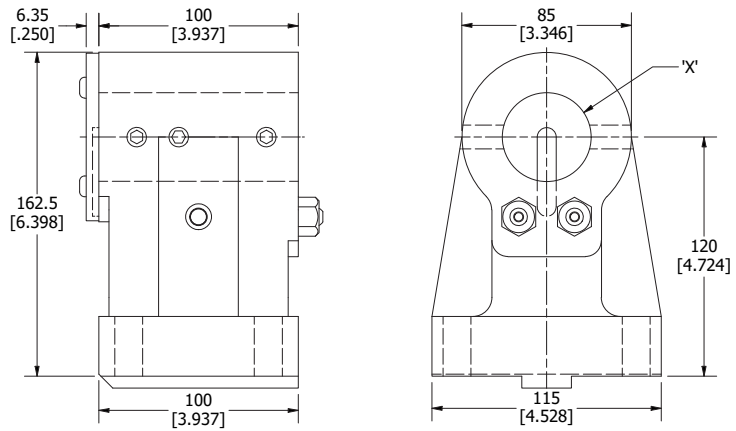
PART NUMBER	DIMENSION 'X'
HO8B-1RN-N-W	1.000
HO8B-25RN-N-W	25mm

# OKUMA HOWA HB8A OD FACING HOLDER



PART NUMBER	DIMENSION 'X'
HF8A-1RN-N-W	1.000
HF8A-25RN-N-W	25mm

# OKUMA HOWA HB8A BORING BAR HOLDER

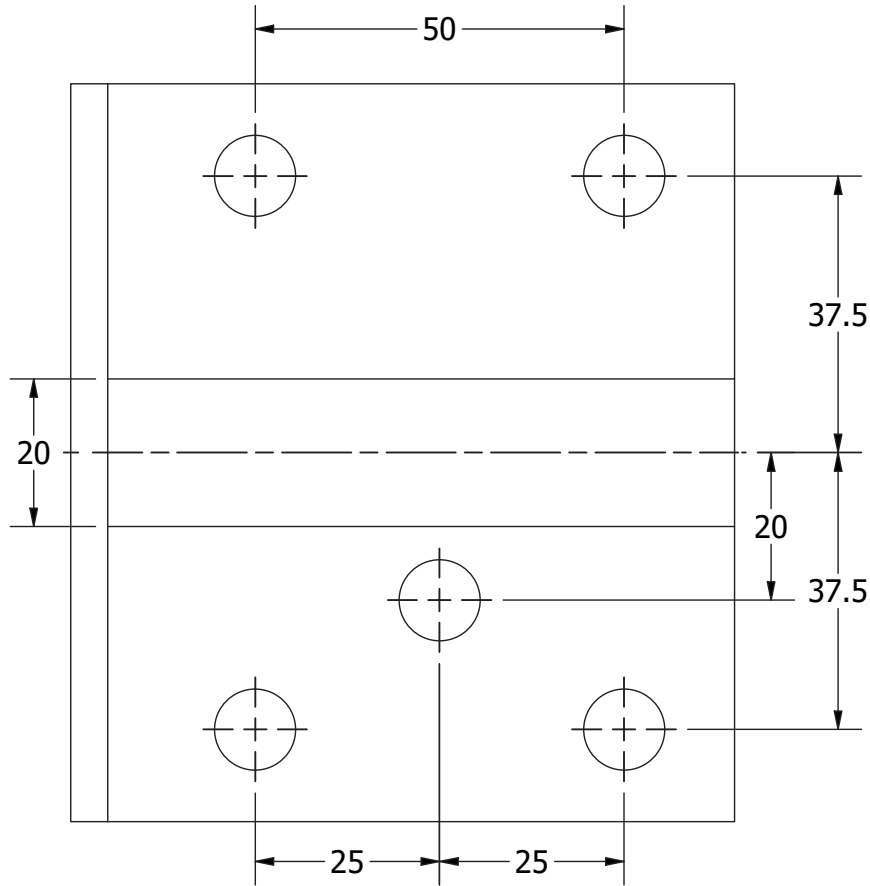


PART NUMBER	DIMENSION 'X'
HB8A-1.75-N	1 3/4
HB8A-2.0-N	2.000
HB8A-45-N	45mm
HB8A-50-N	50mm

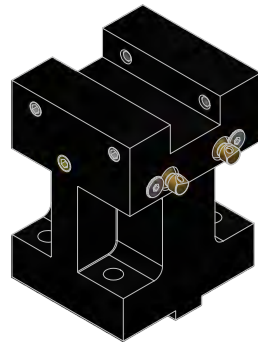
# OKUMA HOWA HB9

## COMPATIBLE MACHINES

Okuma Howa H9



**OD TURNING HOLDER** .....pg 544


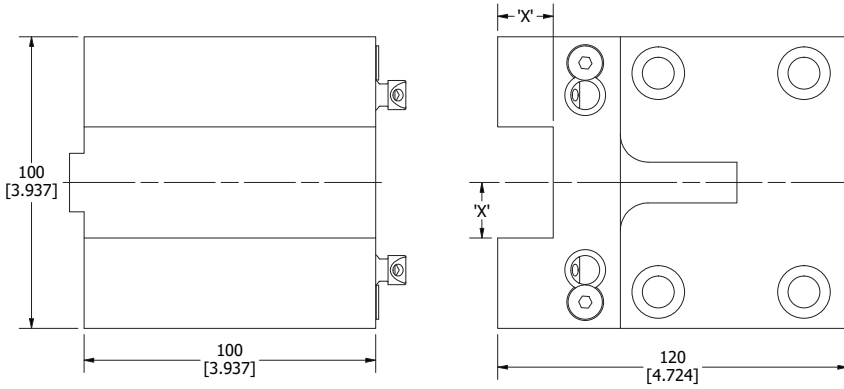


**OD FACING HOLDER** .....pg 544



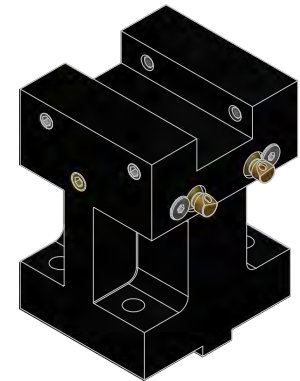
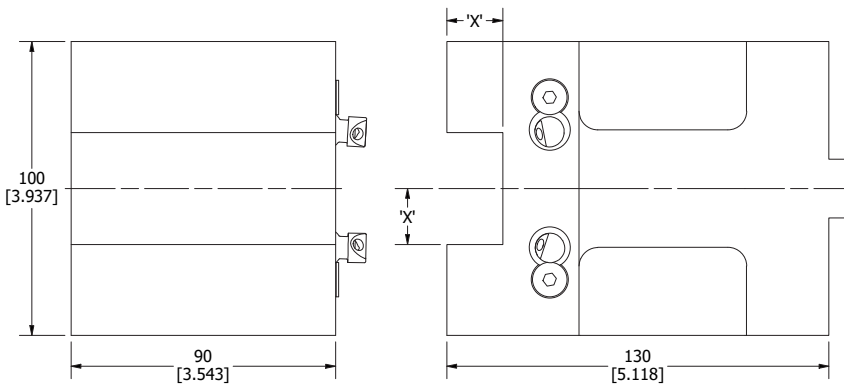
**BORING BAR HOLDER** .....pg 545

## OKUMA HOWA HB9 OD TURNING HOLDER



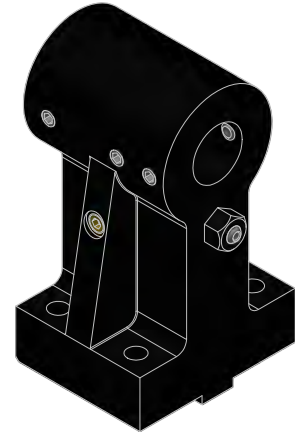
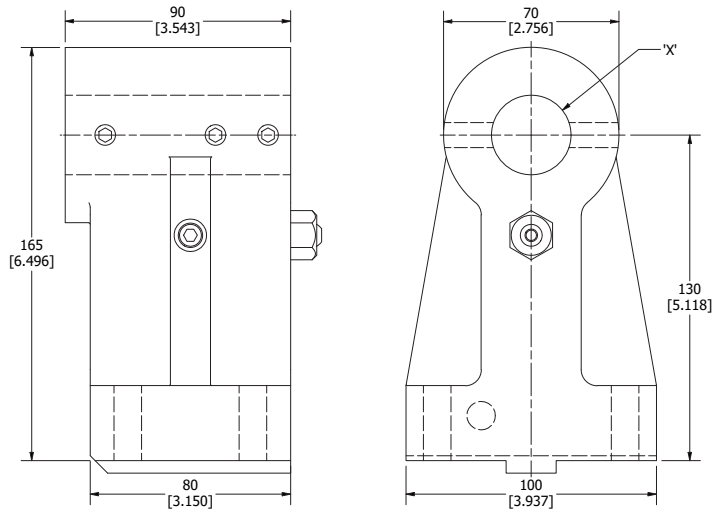
PART NUMBER	DIMENSION 'X'
HO9-.75RL-N	3/4
HO9-1RL-N	1.000
HO9-20RL-N	20mm
HO9-25RL-N	25mm

## OKUMA HOWA HB9 OD FACING HOLDER



PART NUMBER	DIMENSION 'X'
HF9-.75RL-N	3/4
HF9-20RL-N	20mm

# OKUMA HOWA HB9 BORING BAR HOLDER

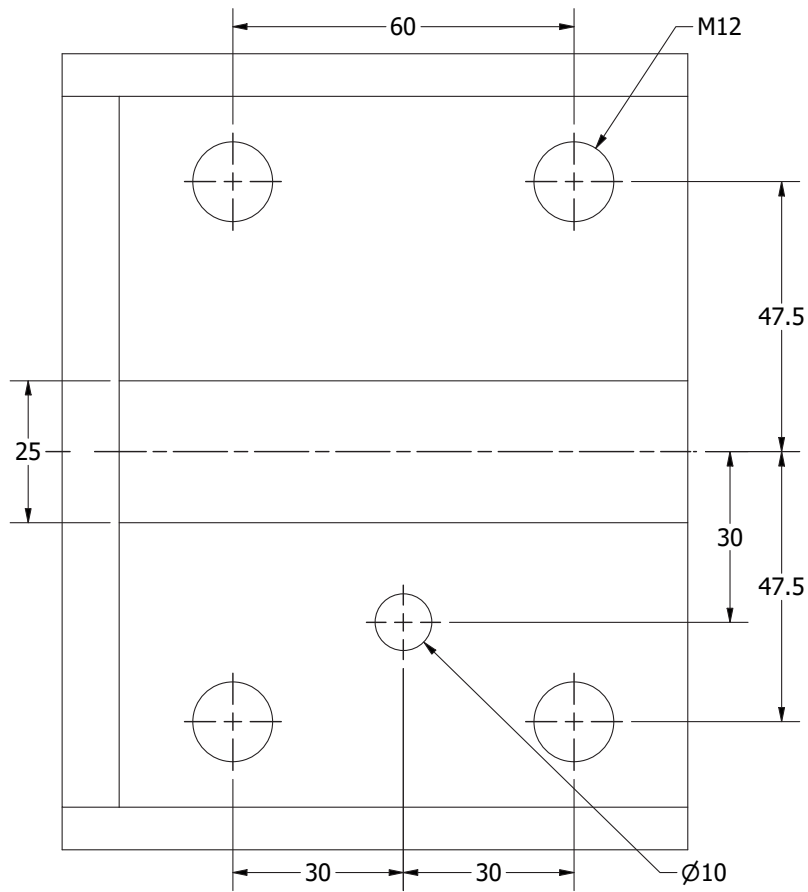


PART NUMBER	DIMENSION 'X'
HB9-1.25-N	1 1/4
HB9-32-N	32mm


# OKUMA HOWA HB10

## COMPATIBLE MACHINES

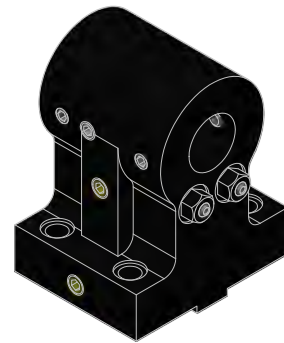
Okuma Howa H10



**OD TURNING HOLDER** .....pg 548



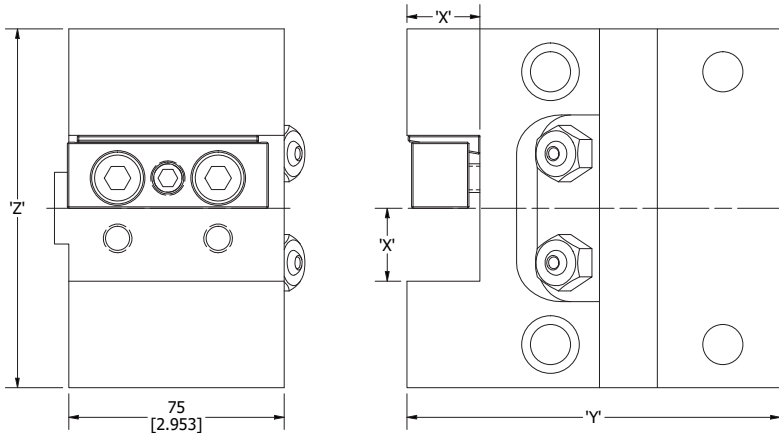
**OD FACING HOLDER** .....pg 548



**BORING BAR HOLDER** .....pg 549

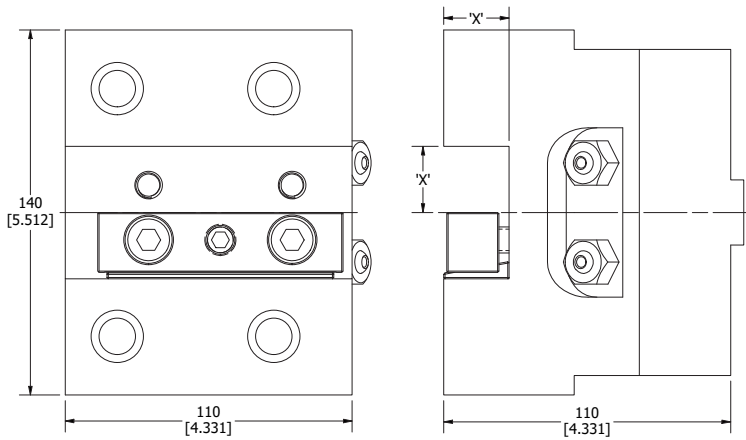


# OKUMA HOWA HB10 OD TURNING HOLDER



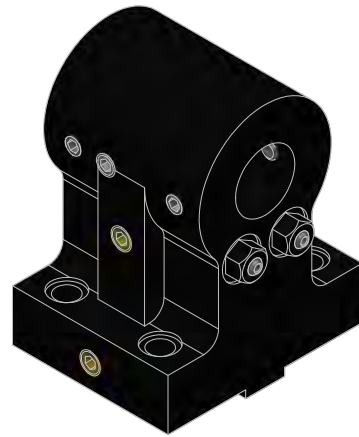
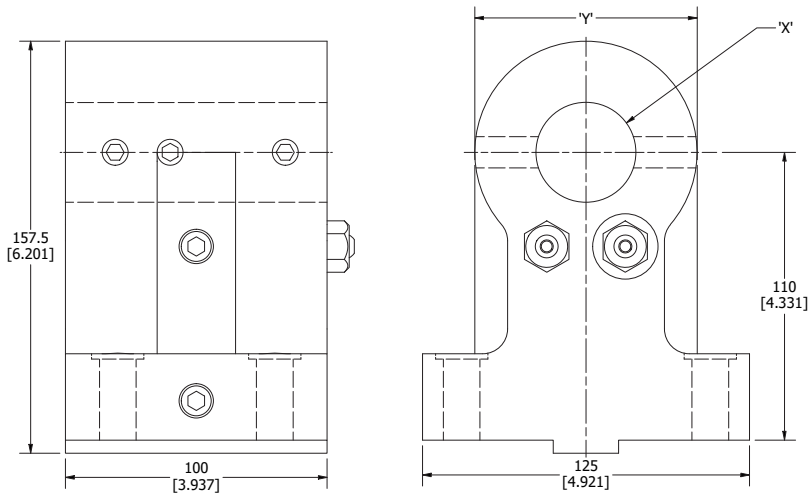
PART NUMBER	DIMENSION 'X'	DIMENSION 'Y'	DIMENSION 'Z'
HO10-1RL-N-W	1.000	5.118	4.921
HO10-1.25RL-N-W	1 1/4	5.512	5.315
HO10-25RL-N-W	25mm	130mm	125mm
HO10-32RL-N-W	32mm	135mm	140mm

# OKUMA HOWA HB10 OD FACING HOLDER



PART NUMBER	DIMENSION 'X'
HF10-1RL-N-W	1.000
HF10-1.25RL-N-W	1 1/4
HF10-25RL-N-W	25mm
HF10-32RL-N-W	32mm

# OKUMA HOWA HB10 BORING BAR HOLDER



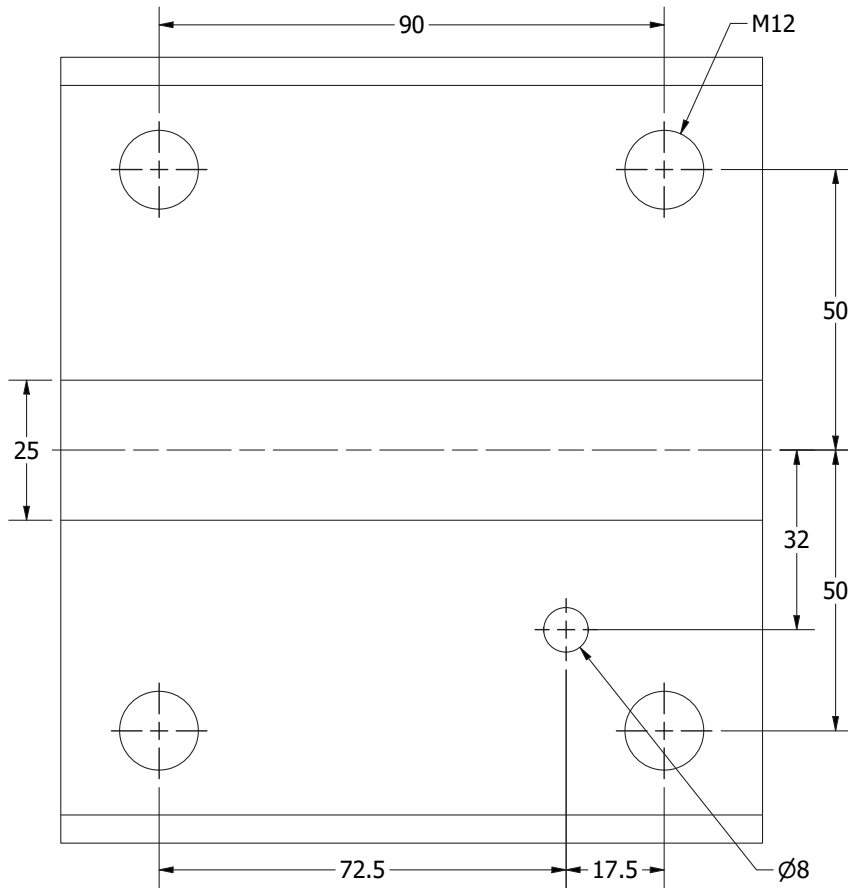
PART NUMBER	DIMENSION 'X'	DIMENSION 'Y'
HB10-1.5-N	1 1/2	3.346
HB10-1.75-N	1 3/4	3.346
HB10-2.0-N	2.000	3.346
HB10-2.5-N	2 1/2	3.937
HB10-40-N	40mm	85mm
HB10-45-N	45mm	85mm
HB10-50-N	50mm	85mm
HB10-65-N	65mm	100mm

# OKUMA HOWA HB10A

## COMPATIBLE MACHINES

Okuma Howa H10

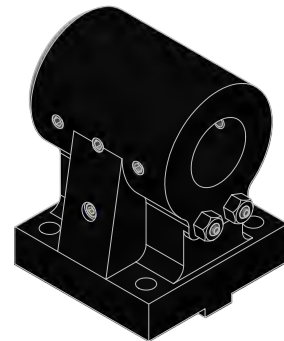
Okuma Howa H10B



**OD TURNING HOLDER** .....pg 552


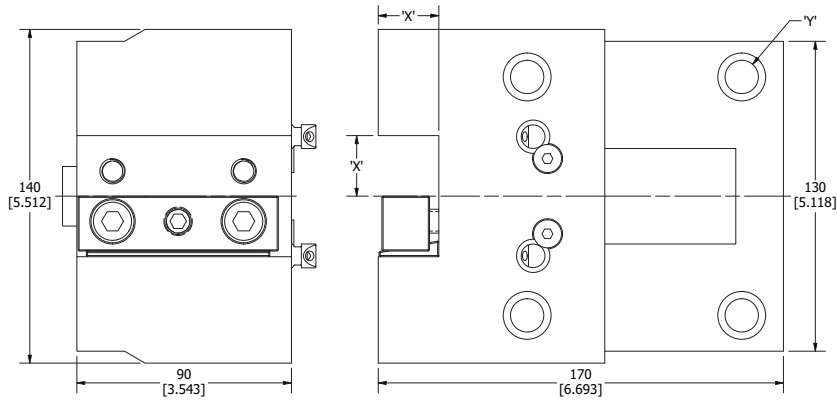


**OD FACING HOLDER** .....pg 552




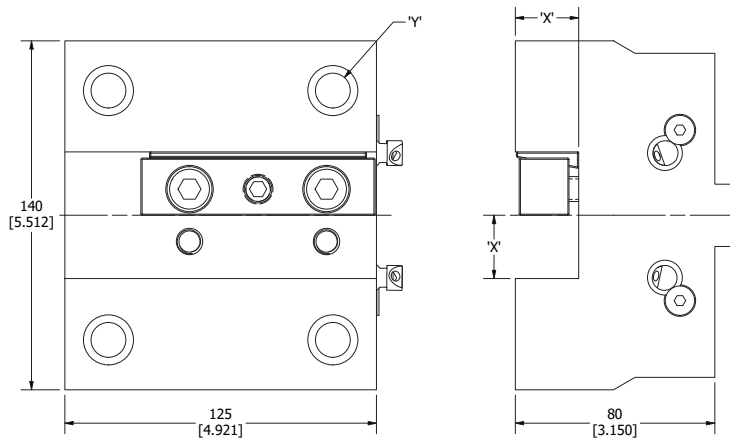
**BORING BAR HOLDER** .....pg 553

## OKUMA HOWA HB10A OD TURNING HOLDER



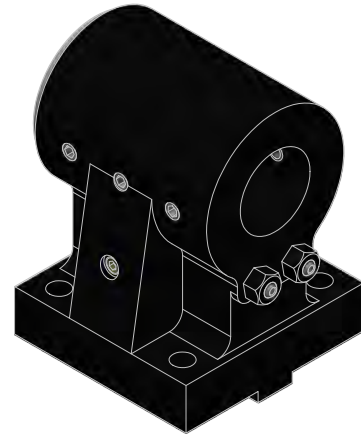
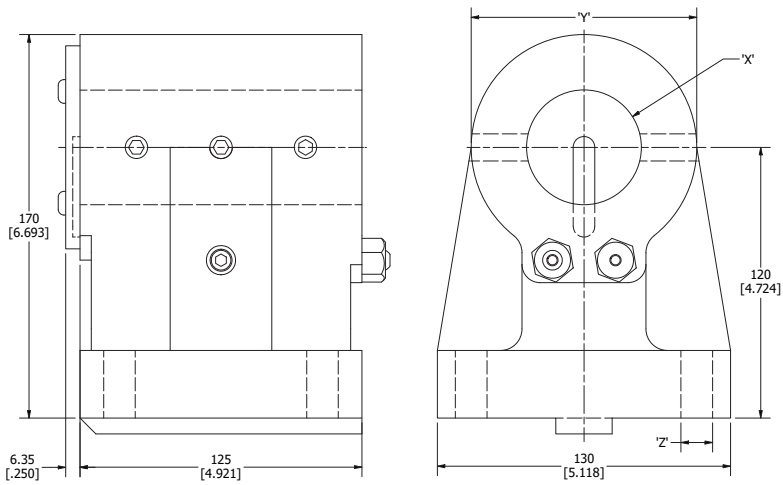
PART NUMBER	DIMENSION 'X'	DIMENSION 'Y'
HO10A-1	1.000	0.551
HO10A-1.25	1 1/4	0.551
HO10B-1	1.000	0.709
HO10B-1.25	1 1/4	0.709
HO10A-25	25mm	14mm
HO10A-32	32mm	14mm
HO10B-25	25mm	18mm
HO10B-32	32mm	18mm

## OKUMA HOWA HB10A OD FACING HOLDER



PART NUMBER	DIMENSION 'X'	DIMENSION 'Y'
HF10A-1	1.000	0.551
HF10A-1.25	1 1/4	0.551
HF10B-1	1.000	0.709
HF10B-1.25	1 1/4	0.709
HF10A-25	25mm	14mm
HF10A-32	32mm	14mm
HF10B-25	25mm	18mm
HF10B-32	32mm	18mm

# OKUMA HOWA HB10A BORING BAR HOLDER


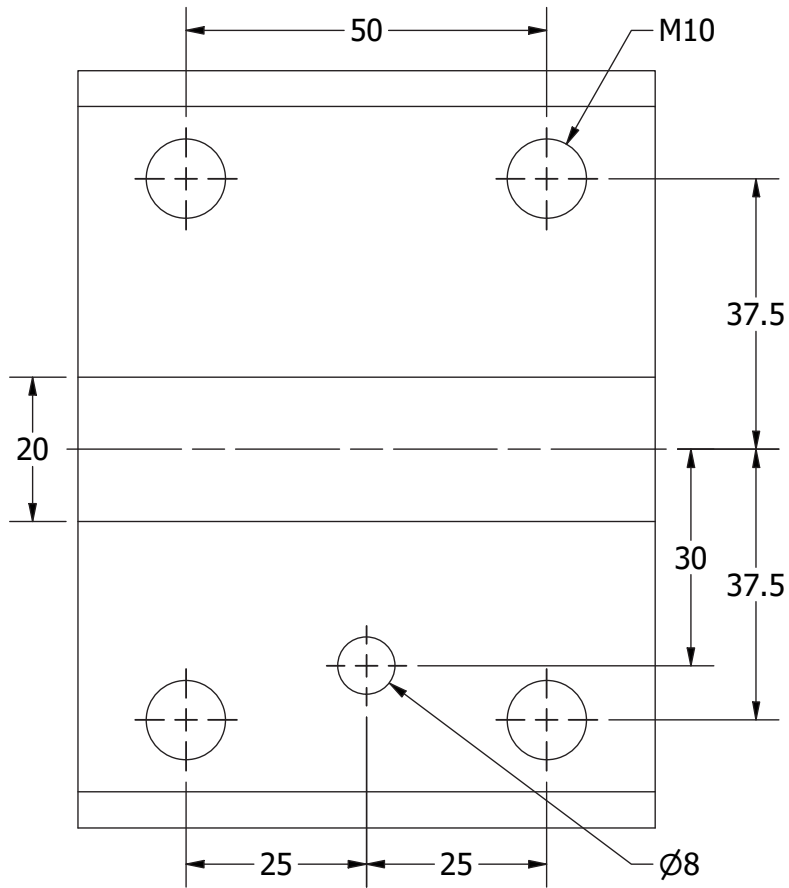


PART NUMBER	DIMENSION 'X'	DIMENSION 'Y'
HB10-1.5-N	1 1/2	3.346
HB10-1.75-N	1 3/4	3.346
HB10-2.0-N	2.000	3.346
HB10-2.5-N	2 1/2	3.937
HB10-40-N	40mm	85mm
HB10-45-N	45mm	85mm
HB10-50-N	50mm	85mm
HB10-65-N	65mm	100mm

# OKUMA HOWA HB12

## COMPATIBLE MACHINES

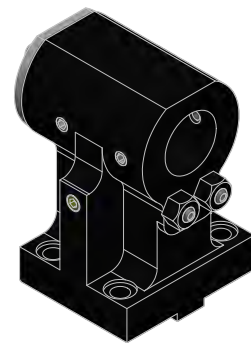
Okuma Howa H12



**OD TURNING HOLDER** .....pg 556


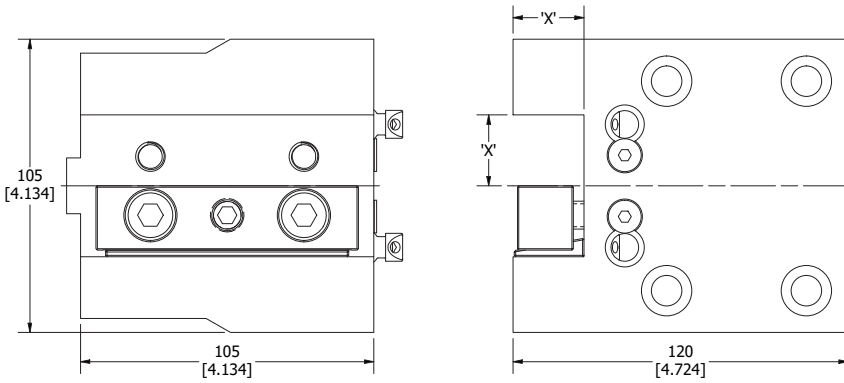


**OD FACING HOLDER** .....pg 556



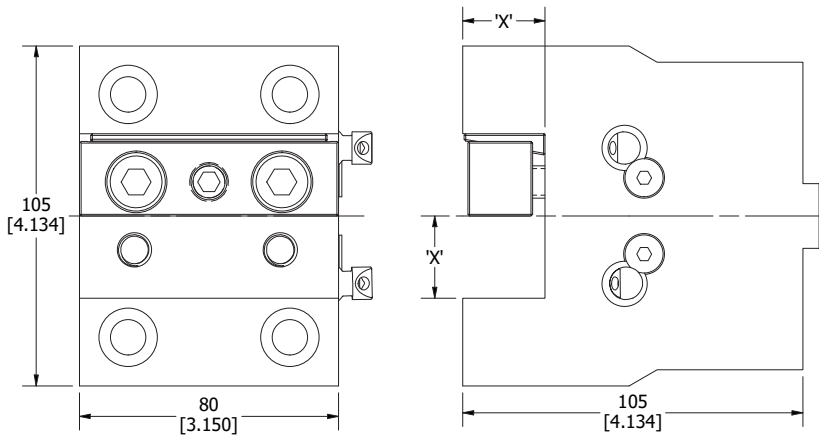
**BORING BAR HOLDER** .....pg 557

# OKUMA HOWA HB12 OD TURNING HOLDER



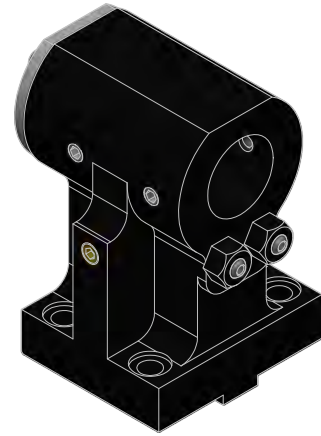
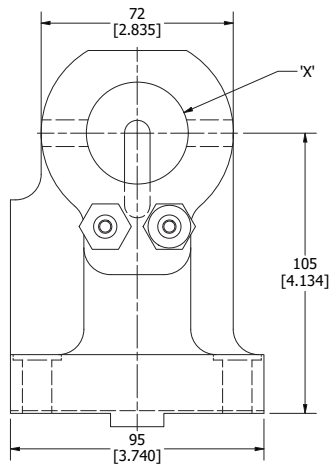
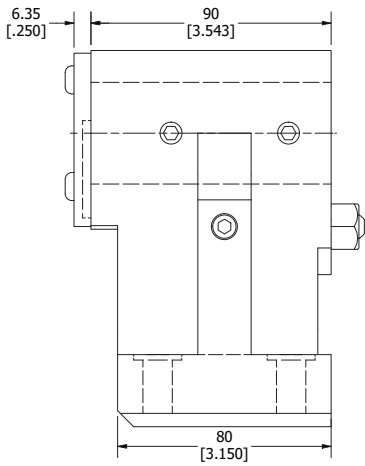
PART NUMBER	DIMENSION 'X'
HO12-1RL-N-W	1.000
HO12-25RL-N-W	25mm

# OKUMA HOWA HB12 OD FACING HOLDER



PART NUMBER	DIMENSION 'X'
HF12-1RL-N-W	1.000
HF12-25RL-N-W	25mm

# OKUMA HOWA HB12 BORING BAR HOLDER




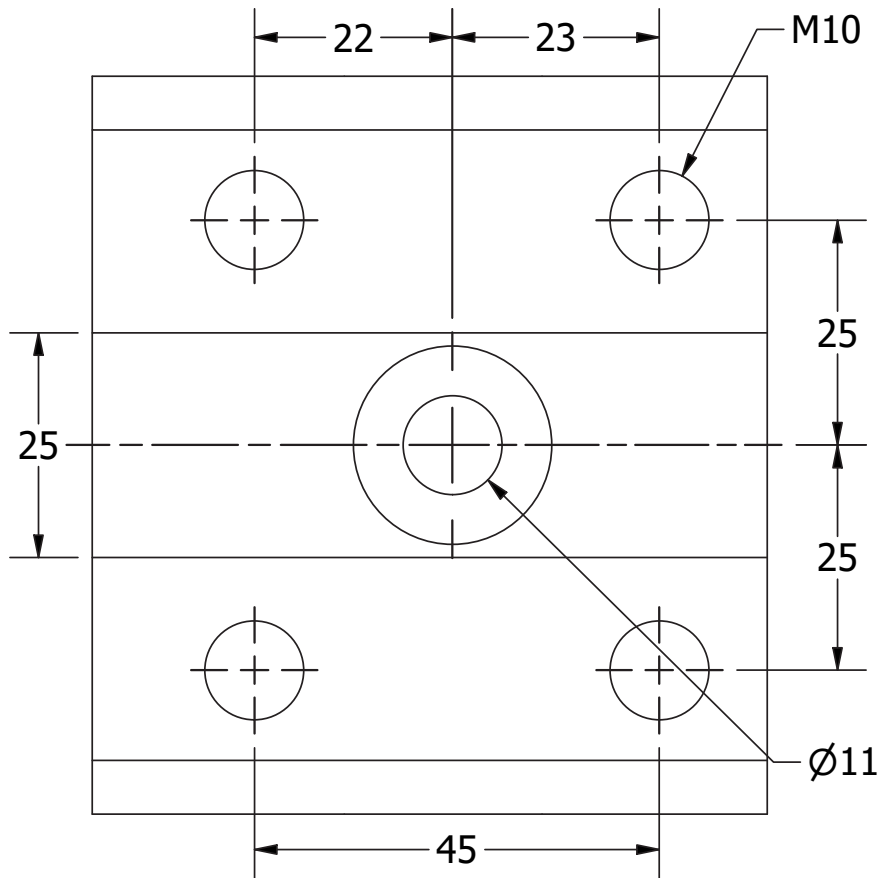
PART NUMBER	DIMENSION 'X'
HB12-1.5-N	1 1/2
HB12-1.75-N	1 3/4
HB12-2-N	2.000
HB12-40-N	40mm
HB12-45-N	45mm
HB12-50-N	50mm



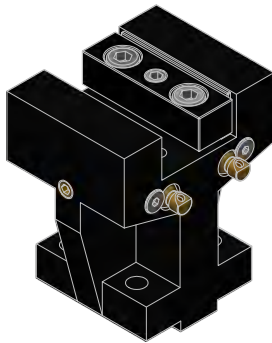
# OKUMA HOWA HB14

## COMPATIBLE MACHINES

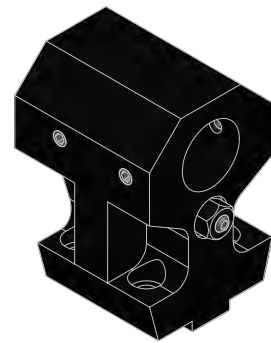
Okuma Howa H14



**OD TURNING HOLDER** .....pg 560

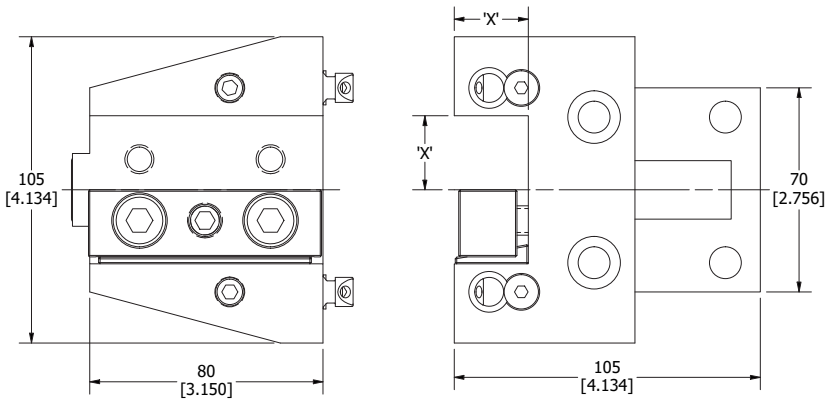


**OD FACING HOLDER** .....pg 560



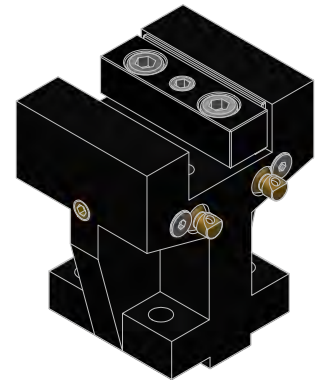
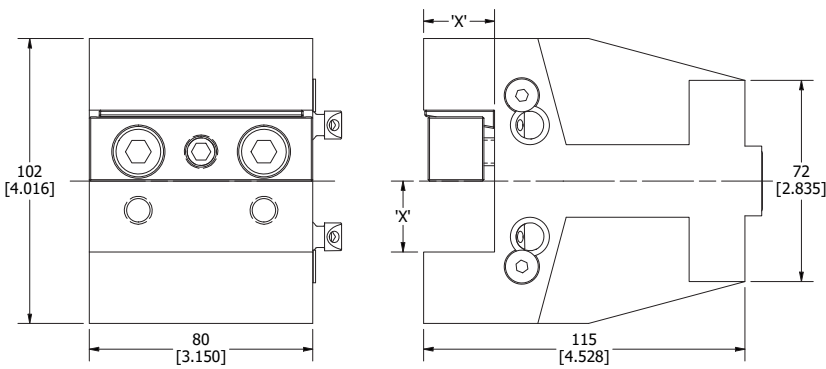
**BORING BAR HOLDER** .....pg 561

## OKUMA HOWA HB14 OD TURNING HOLDER



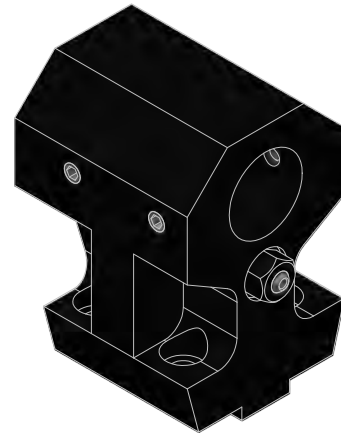
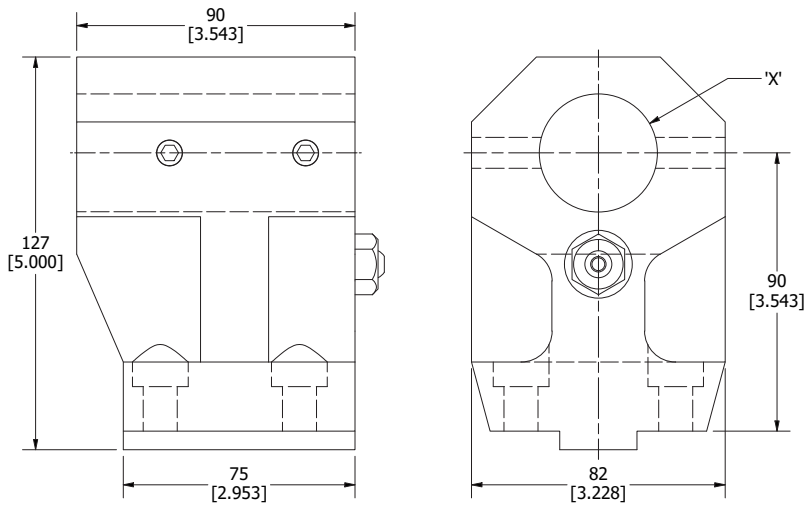
PART NUMBER	DIMENSION 'X'
HO14-1RL	1.000
HO14-25RL	25mm

## OKUMA HOWA HB14 OD FACING HOLDER



PART NUMBER	DIMENSION 'X'
HF14-1RL	1.000
HF14-25RL	25mm

# OKUMA HOWA HB14 BORING BAR HOLDER


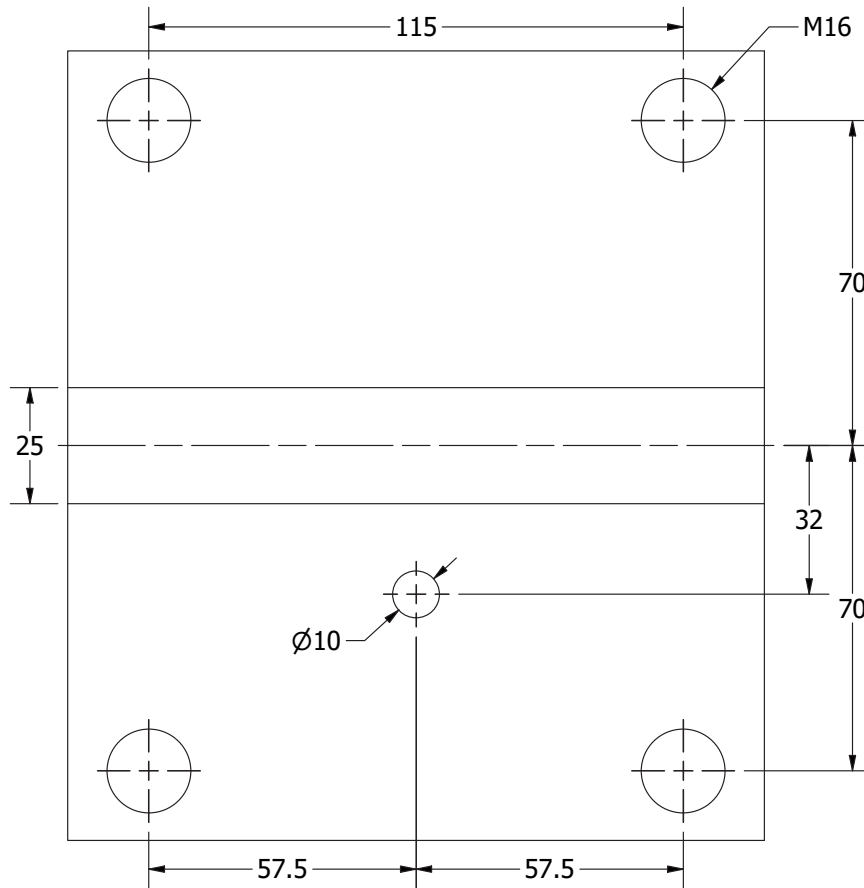


PART NUMBER	DIMENSION 'X'
HB14-1.5	1 1/2
HB14-40-N	40mm

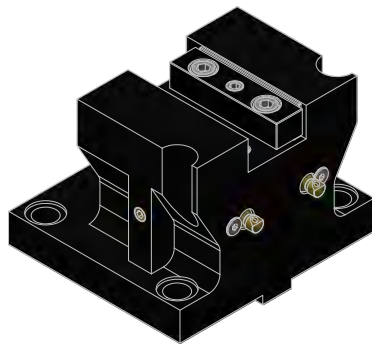
# OKUMA HOWA HB22

## COMPATIBLE MACHINES


Okuma Howa H22



**OD TURNING HOLDER** .....pg 564


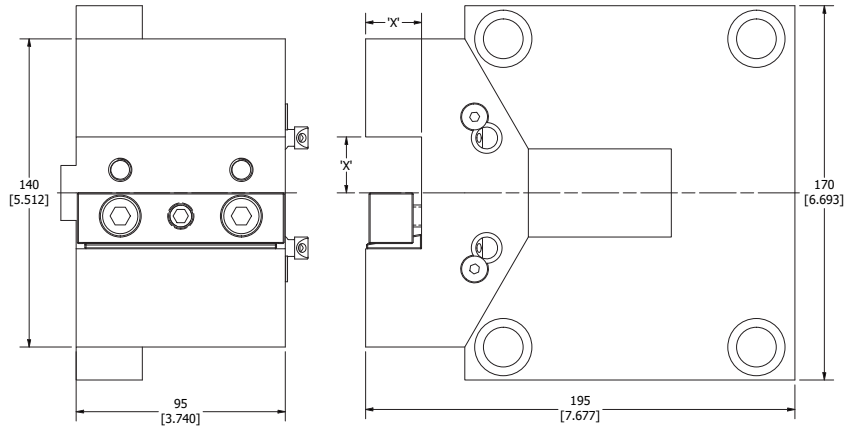


**OD FACING HOLDER** .....pg 564



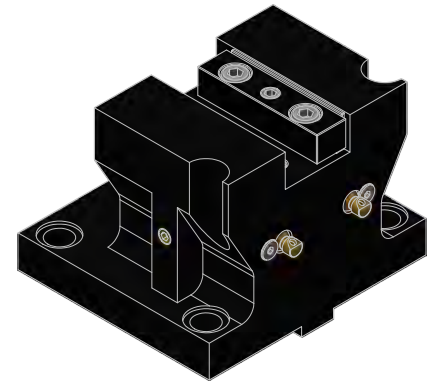
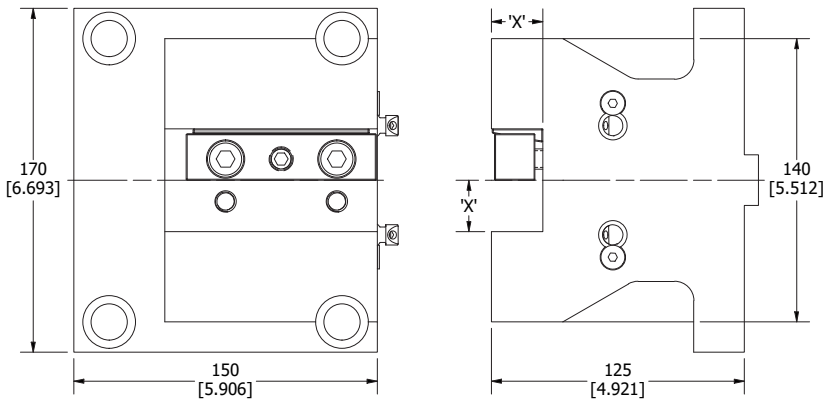
**BORING BAR HOLDER** .....pg 565

# OKUMA HOWA HB22 OD TURNING HOLDER




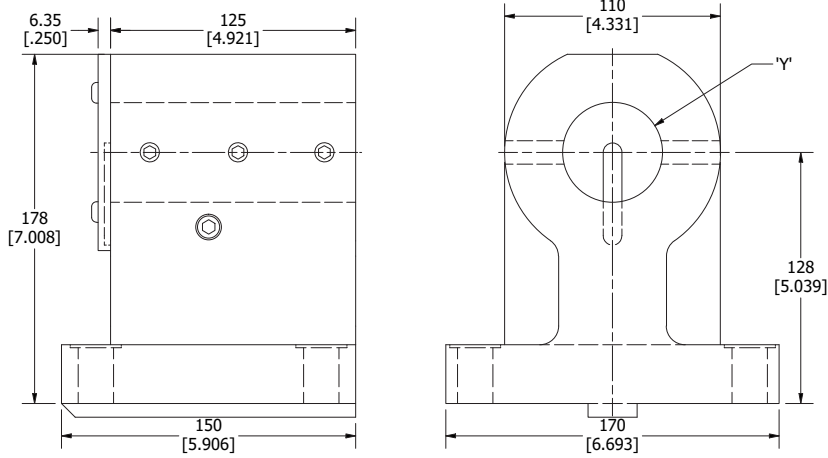
PART NUMBER	DIMENSION 'X'
HO22-1RL	1.000
HO22-1.25RL	1 1/4
HO22-25RL	25mm
HO22-32RL	32mm

# OKUMA HOWA HB22 OD FACING HOLDER



PART NUMBER	DIMENSION 'X'
HF22-1RL	1.000
HF22-1.25RL	1 1/4
HF22-25RL	25mm
HF22-32RL	32mm

# OKUMA HOWA HB22 BORING BAR HOLDER

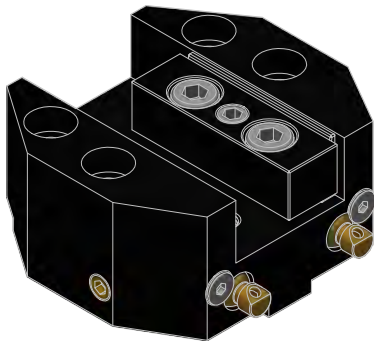
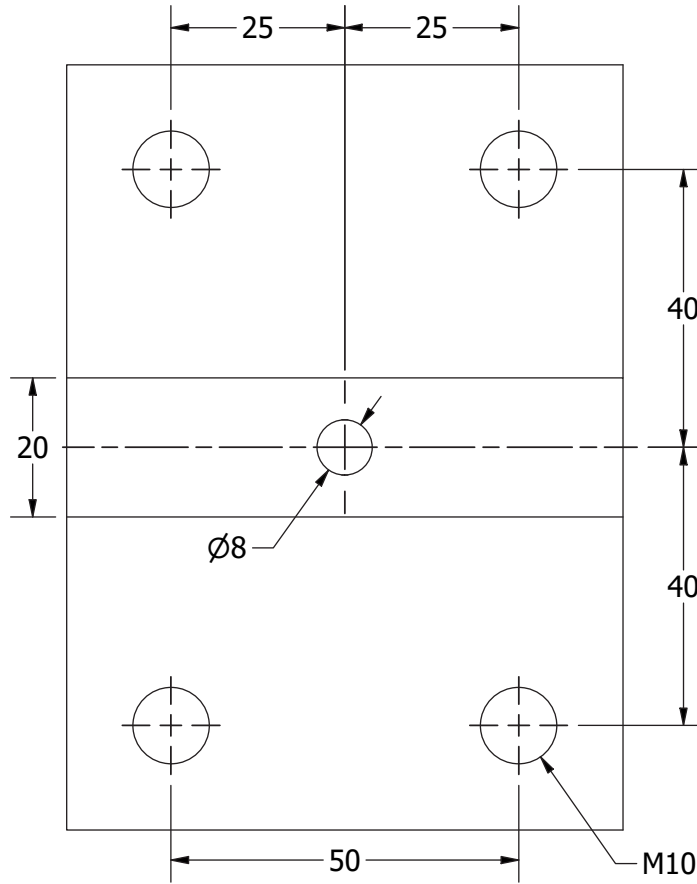


PART NUMBER	DIMENSION 'X'
HB22-2-N	2.000
HB22-2.5-N	2 1/2
HB22-3-N	3.000
HB22-50-N	50mm
HB22-65-N	65mm
HB22-80-N	80mm


# OKUMA HOWA HB23

## COMPATIBLE MACHINES


Okuma Howa HB23



**OD TURNING HOLDER** .....pg 568

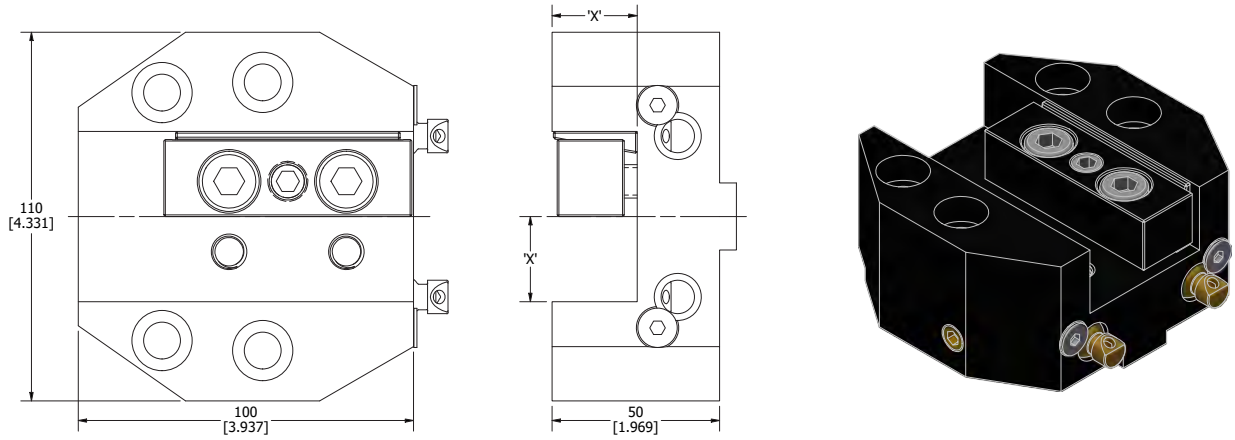


**OD FACING HOLDER** .....pg 568



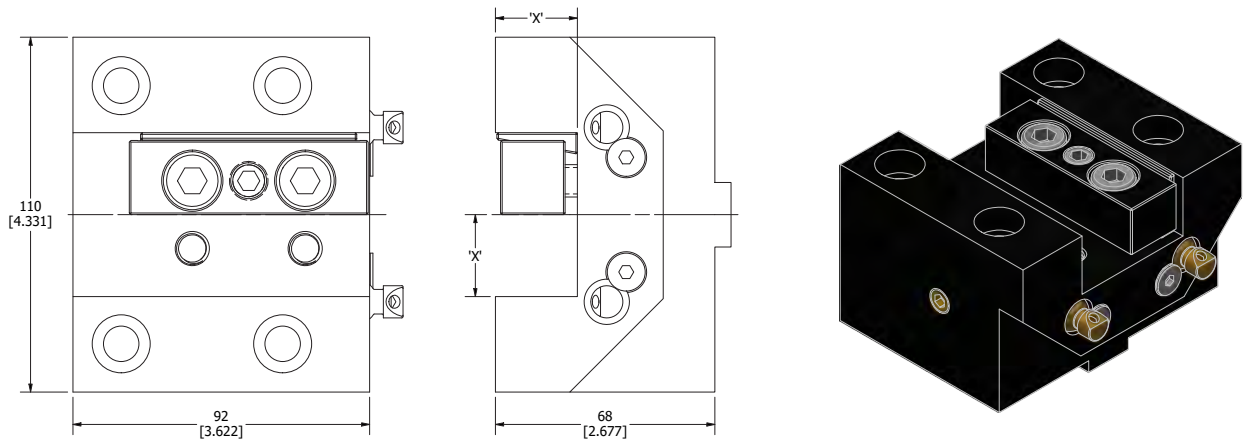
**BORING BAR HOLDER** .....pg 569

# OKUMA HOWA HB23 OD TURNING HOLDER



PART NUMBER	DIMENSION 'X'
HO23-1RL	1.000
HO23-25RL	25mm


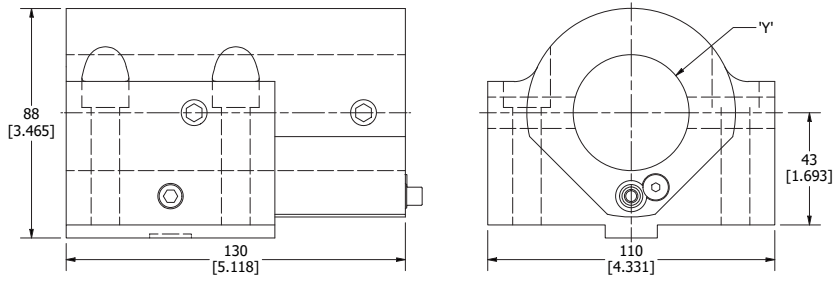
# OKUMA HOWA HB23 OD FACING HOLDER



PART NUMBER	DIMENSION 'X'
HF23-1RL	1.000
HF23-25RL	25mm




# OKUMA HOWA HB23 BORING BAR HOLDER



PART NUMBER	DIMENSION 'X'
HB23-1.75	1 3/4
HB23-45	45mm

# DIN 69880-ISO 10889



**RECTANGULAR  
TOOL HOLDER  
BLANK- FORM A1** .....pg 573



**ROUND TOOL HOLDER  
BLANK FORM A2** .....pg 574



**TURNING TOOL HOLDER-  
FORM B1** .....pg 575



**TURNING TOOL HOLDER-  
FORM B2** .....pg 576



**TURNING TOOL HOLDER-  
FORM B3** .....pg 577



**TURNING TOOL HOLDER-  
FORM B4** .....pg 578



**TURNING TOOL HOLDER-  
FORM B5** .....pg 579



**TURNING TOOL HOLDER-  
FORM B6** .....pg 580



**TURNING TOOL HOLDER-  
FORM B7** .....pg 581



**TURNING TOOL HOLDER-  
FORM B8** .....pg 582



**TURNING TOOL HOLDER-  
FORM C1** .....pg 583



**TURNING TOOL HOLDER-  
FORM C2** .....pg 584

*continued on next page...*

# DIN 69880-ISO 10889



**TURNING TOOL HOLDER-FORM C3** .....pg 585



**TURNING TOOL HOLDER-FORM C4** .....pg 586



**SQUARE TOOL HOLDER-FORM D1** .....pg 587



**SQUARE TOOL HOLDER-FORM D2** .....pg 588



**AXIAL TOOL HOLDER RIGHT HAND** .....pg 588



**AXIAL TOOL HOLDER LEFT HAND** .....pg 589



**RADIAL-AXIAL TOOL HOLDER (LEFT)** .....pg 589



**RADIAL-AXIAL TOOL HOLDER (RIGHT)** .....pg 590



**BORING BAR HOLDER-FORM E1** .....pg 591



**BORING BAR HOLDER-FORM E2** .....pg 593



**BORING BAR HOLDER-FORM E3** .....pg 596



**COLLET CHUCK HOLDER-FORM E4 (ER)** .....pg 598



**COLLET CHUCK HOLDER-FORM E4 (TG)** .....pg 599



**COLLET CHUCK HOLDER-FORM E4 (EX)** .....pg 599



**DOUBLE OFFSET BORING BAR HOLDER (RIGHT)** .....pg 600



**DOUBLE OFFSET BORING BAR HOLDER (LEFT)** .....pg 600



**CUT OFF BLADE HOLDER-FORM D5** .....pg 601



**MORSE TAPER HOLDER-FORM F** .....pg 602



**MORSE TAPER HOLDER-FORM F-TANG** .....pg 603



**INTERCHANGEABLE HEAD VDI** .....pg 604



**TURRET PLUG- FORM Z2 (STEEL)** .....pg 605



**TURRET PLUG- FORM Z2 (PLASTIC)** .....pg 605



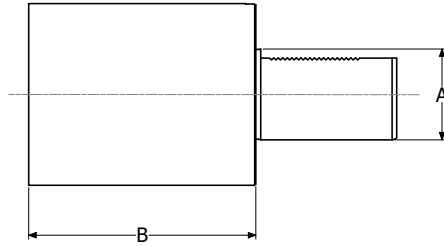
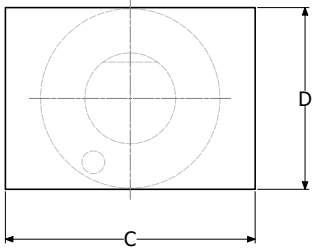
**VDI BAR PULLER** .....pg 606

# DIN 69880-ISO 10889

## RECTANGULAR TOOL HOLDER BLANK- FORM A1

Rectangular VDI Blank

- Precision machined
- Shank and flange are hardened and ground
- Black Oxide coating
- Made in the USA



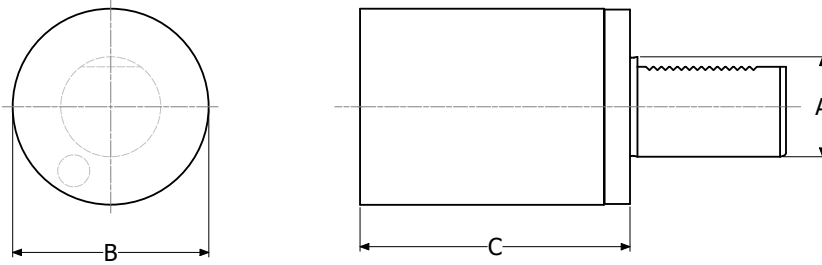
ITEM NUMBER	A	B	C	D
B16.44.78.44	16	44	78	44
B20.50.60.60	20	50	60	60
B20.65.100.60	20	65	100	60
B25.75.100.60	25	75	100	60
B30.85.130.76	30	85	130	76
B40.100.151.96	40	100	151	96
B50.125.160.120	50	125	160	120
B60.160.165.125	60	160	165	125
B80.200.220.160	80	200	220	160

# DIN 69880-ISO 10889

## ROUND TOOL HOLDER BLANK FORM A2

Round VDI Blank

- Precision machined
- Shank and flange are hardened and ground
- Black Oxide coating
- Made in the USA

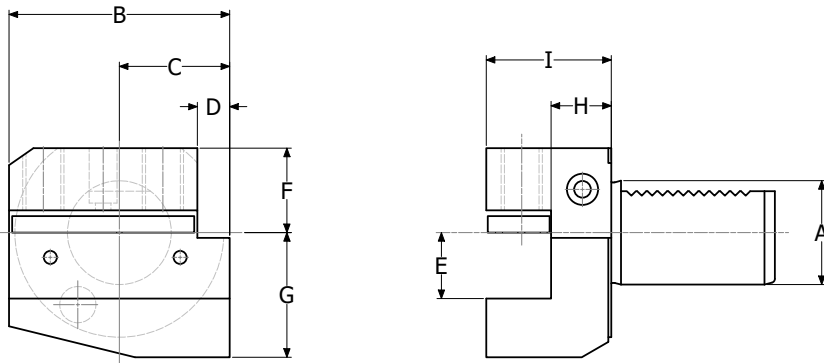


ITEM NUMBER	A	B	C
B16.40.60	16	40	60
B20.50.70	20	50	70
B20.52.160	20	52	160
B25.58.80	25	58	80
B25.58.200	25	58	200
B30.68.100	30	68	100
B30.68.150	30	68	150
B30.70.200	30	70	200
B30.68.240	30	68	240
B40.82.120	40	83	120
B40.83.150	40	83	150
B40.83.200	40	83	200
B40.83.320	40	83	320
B50.98.135	50	98	135
B50.98.220	50	98	220
B50.98.400	50	98	400
B60.123.150	60	123	150
B60.123.250	60	123	250
B60.123.480	60	123	480
B80.158.XXX	80	158	XXX
B80.158.500	80	158	500

# DIN 69880-ISO 10889 TURNING TOOL HOLDER- FORM B1

Right Hand Short

- Precision machined, hardened, and ground
- Black Oxide coating
- Made in the USA



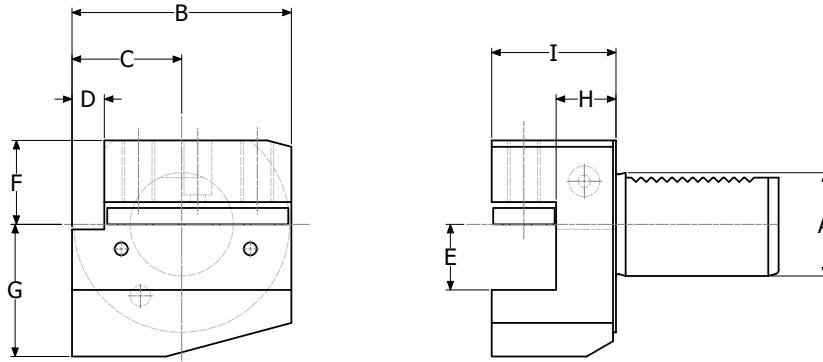
ITEM NUMBER	A	B	C	D	E	F	G	H	I
21.1612	16	42	23	5	0.500	20	22	13	25
21.1612M	16	42	23	5	12mm	20	22	13	25
21.1612.1	16	42	23	5	0.500	20	22	23	35
21.1612.1M	16	42	23	5	12mm	20	22	23	35
21.2016	20	55	30	7	0.625	25	30	16	31
21.2016M	20	55	30	7	16mm	25	30	16	31
21.2016.1	20	55	30	7	0.625	25	30	26	41
21.2016.1M	20	55	30	7	16mm	25	30	26	41
21.2516	25	55	30	7	0.625	25	30	16	31
21.2516M	25	55	30	7	16mm	25	30	16	31
21.2516.1	25	55	30	7	0.625	25	30	26	41
21.2516.1M	25	55	30	7	16mm	25	30	26	41
21.3020	30	70	35	10	0.750	28	38	22	40
21.3020M	30	70	35	10	20mm	28	38	22	40
21.3020.1	30	70	35	10	0.750	28	38	42	60
21.3020.1M	30	70	35	10	20mm	28	38	42	60
21.3025	30	70	35	10	1.000	32	48	22	47
21.3025M	30	70	35	10	25mm	32	48	22	47
21.4025	40	85	42.5	12.5	1.000	32.5	48	22	47
21.4025M	40	85	42.5	12.5	25mm	32.5	48	22	47
21.5025	50	100	50	16	1.000	35	60	30	55
21.5025M	50	100	50	16	25mm	35	60	30	55
21.5032	50	100	50	16	1.250	35	60	30	61
21.5032M	50	100	50	16	32mm	35	60	30	61
21.6032	60	125	62.5	16	1.250	42.5	62.5	30	60
21.6032M	60	125	62.5	16	32mm	42.5	62.5	30	60
21.8040	80	160	80	20	1.500	55	80	40	78
21.8040M	80	160	80	20	40mm	55	80	40	78

# DIN 69880-ISO 10889

## TURNING TOOL HOLDER- FORM B2

Left Hand Short

- Precision machined, hardened, and ground
- Black Oxide coating
- Made in the USA



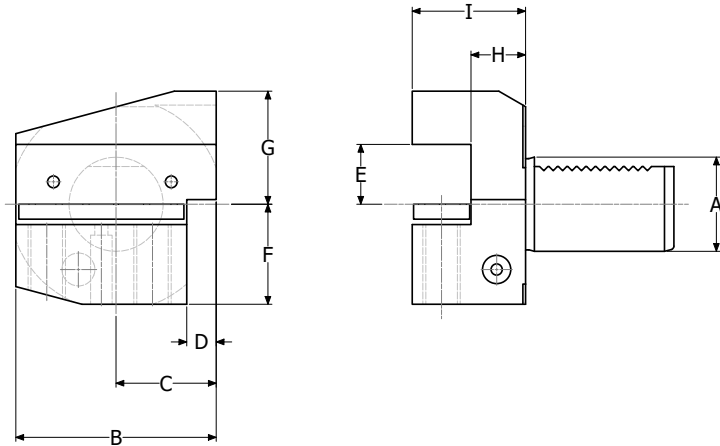
ITEM NUMBER	A	B	C	D	E	F	G	H	I
22.1612	16	42	23	5	0.500	20	22	13	25
22.1612M	16	42	23	5	12mm	20	22	13	25
22.1612.1	16	42	23	5	0.500	20	22	23	35
22.1612.1M	16	42	23	5	12mm	20	22	23	35
22.2016	20	55	30	7	0.625	25	30	16	31
22.2016M	20	55	30	7	16mm	25	30	16	31
22.2016.1	20	55	30	7	0.625	25	30	26	41
22.2016.1M	20	55	30	7	16mm	25	30	26	41
22.2516	25	55	30	7	0.625	25	30	16	31
22.2516M	25	55	30	7	16mm	25	30	16	31
22.2516.1	25	55	30	7	0.625	25	30	26	41
22.2516.1M	25	55	30	7	16mm	25	30	26	41
22.3020	30	70	35	10	0.750	28	38	22	40
22.3020M	30	70	35	10	20mm	28	38	22	40
22.3020.1	30	70	35	10	0.750	28	38	42	60
22.3020.1M	30	70	35	10	20mm	28	38	42	60
22.3025	30	70	35	10	1.000	32	48	22	47
22.3025M	30	70	35	10	25mm	32	48	22	47
22.4025	40	85	42.5	12.5	1.000	32.5	48	22	47
22.4025M	40	85	42.5	12.5	25mm	32.5	48	22	47
22.5025	50	100	50	16	1.000	35	60	30	55
22.5025M	50	100	50	16	25mm	35	60	30	55
22.5032	50	100	50	16	1.250	35	60	30	61
22.5032M	50	100	50	16	32mm	35	60	30	61
22.6032	60	125	62.5	16	1.250	42.5	62.5	30	60
22.6032M	60	125	62.5	16	32mm	42.5	62.5	30	60
22.8040	80	160	80	20	1.500	55	80	40	78
22.8040M	80	160	80	20	40mm	55	80	40	78



# DIN 69880-ISO 10889 TURNING TOOL HOLDER- FORM B3

Right Hand Short Inverted

- Precision machined, hardened, and ground
- Black Oxide coating
- Made in the USA



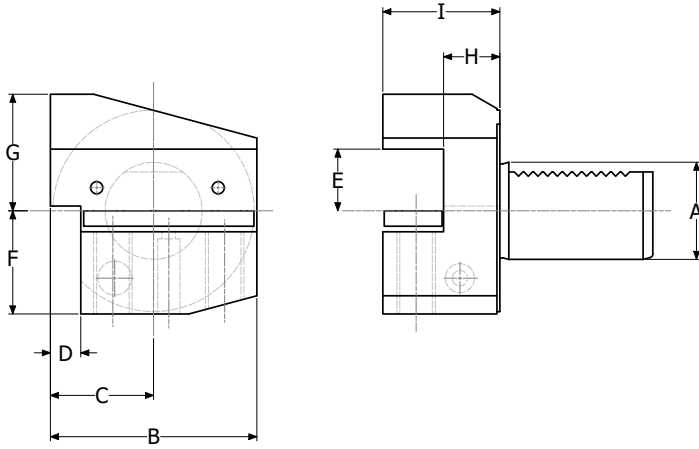
ITEM NUMBER	A	B	C	D	E	F	G	H	I
23.1612	16	42	23	5	0.500	20	22	13	25
23.1612M	16	42	23	5	12mm	20	22	13	25
23.1612.1	16	42	23	5	0.500	20	22	23	35
23.1612.1M	16	42	23	5	12mm	20	22	23	35
23.2016	20	55	30	7	0.625	25	30	16	31
23.2016M	20	55	30	7	16mm	25	30	16	31
23.2016.1	20	55	30	7	0.625	25	30	26	41
23.2016.1M	20	55	30	7	16mm	25	30	26	41
23.2516	25	55	30	7	0.625	25	30	16	31
23.2516M	25	55	30	7	16mm	25	30	16	31
23.2516.1	25	55	30	7	0.625	25	30	26	41
23.2516.1M	25	55	30	7	16mm	25	30	26	41
23.3020	30	70	35	10	0.750	35	38	22	40
23.3020M	30	70	35	10	20mm	35	38	22	40
23.3020.1	30	70	35	10	0.750	38	38	42	60
23.3020.1M	30	70	35	10	20mm	38	38	42	60
23.3025	30	70	35	10	1.000	31	48	22	47
23.3025M	30	70	35	10	25mm	31	48	22	47
23.4025	40	85	42.5	12.5	1.000	42.5	48	22	47
23.4025M	40	85	42.5	12.5	25mm	42.5	48	22	47
23.5025	50	100	50	16	1.000	50	60	30	55
23.5025M	50	100	50	16	25mm	50	60	30	55
23.5032	50	100	50	16	1.250	50	60	30	55
23.5032M	50	100	50	16	32mm	50	60	30	55
23.6032	60	125	62.5	16	1.250	62.5	62.5	30	61
23.6032M	60	125	62.5	16	32mm	62.5	62.5	30	61
23.8040	80	160	80	20	1.500	80	80	40	78
23.8040M	80	160	80	20	40mm	80	80	40	78



# DIN 69880-ISO 10889 TURNING TOOL HOLDER- FORM B4

Left Hand Short Inverted

- Precision machined, hardened, and ground
- Black Oxide coating
- Made in the USA

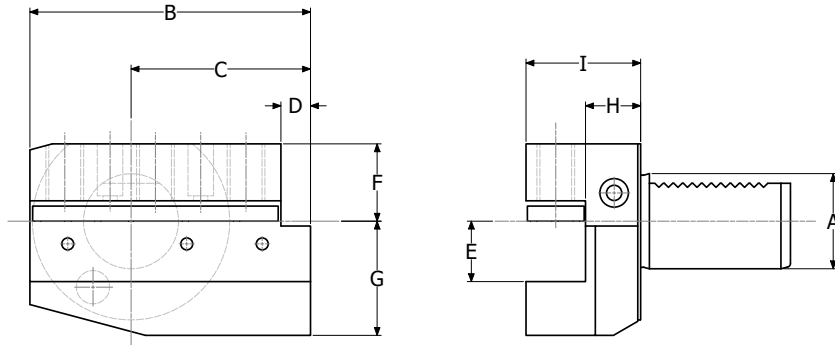


ITEM NUMBER	A	B	C	D	E	F	G	H	I
24.1612	16	42	23	5	0.500	20	22	13	25
24.1612M	16	42	23	5	12mm	20	22	13	25
24.1612.1	16	42	23	5	0.500	20	22	23	35
24.1612.1M	16	42	23	5	12mm	20	22	23	35
24.2016	20	55	30	7	0.625	25	30	16	31
24.2016M	20	55	30	7	16mm	25	30	16	31
24.2016.1	20	55	30	7	0.625	25	30	26	41
24.2016.1M	20	55	30	7	16mm	25	30	26	41
24.2516	25	55	30	7	0.625	25	30	16	31
24.2516M	25	55	30	7	16mm	25	30	16	31
24.2516.1	25	55	30	7	0.625	25	30	26	41
24.2516.1M	25	55	30	7	16mm	25	30	26	41
24.3020	30	70	35	10	0.750	35	38	22	40
24.3020M	30	70	35	10	20mm	35	38	22	40
24.3020.1	30	70	35	10	0.750	38	38	42	60
24.3020.1M	30	70	35	10	20mm	38	38	42	60
24.3025	30	70	35	10	1.000	31	48	22	47
24.3025M	30	70	35	10	25mm	31	48	22	47
24.4025	40	85	42.5	12.5	1.000	42.5	48	22	47
24.4025M	40	85	42.5	12.5	25mm	42.5	48	22	47
24.5025	50	100	50	16	1.000	50	60	30	55
24.5025M	50	100	50	16	25mm	50	60	30	55
24.5032	50	100	50	16	1.250	50	60	30	55
24.5032M	50	100	50	16	32mm	50	60	30	55
24.6032	60	125	62.5	16	1.250	62.5	62.5	30	61
24.6032M	60	125	62.5	16	32mm	62.5	62.5	30	61
24.8040	80	160	80	20	1.500	80	80	40	78
24.8040M	80	160	80	20	40mm	80	80	40	78

# DIN 69880-ISO 10889 TURNING TOOL HOLDER- FORM B5

Right Hand Long

- Precision machined, hardened, and ground
- Black Oxide coating
- Made in the USA



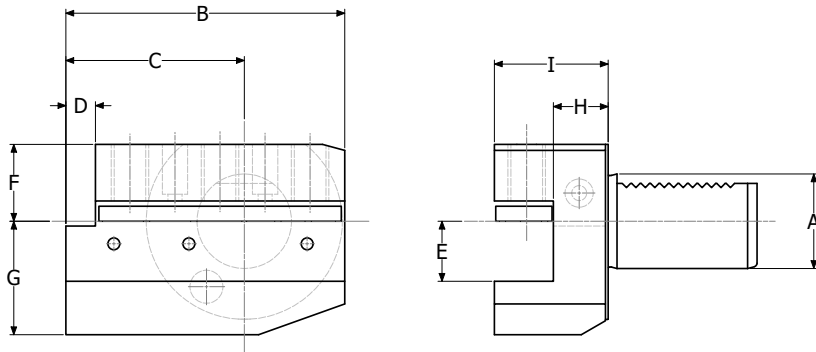
ITEM NUMBER	A	B	C	D	E	F	G	H	I
25.1612	16	58	39	5	0.500	20	22	13	25
25.1612M	16	58	39	5	12mm	20	22	13	25
25.1612.1	16	58	39	5	0.500	20	22	23	35
25.1612.1M	16	58	39	5	12mm	20	22	23	35
25.2016	20	75	50	7	0.625	25	30	16	31
25.2016M	20	75	50	7	16mm	25	30	16	31
25.2016.1	20	75	50	7	0.625	25	30	26	41
25.2016.1M	20	75	50	7	16mm	25	30	26	41
25.2516	25	75	50	7	0.625	25	30	16	31
25.2516M	25	75	50	7	16mm	25	30	16	31
25.2516.1	25	75	50	7	0.625	25	30	26	41
25.2516.1M	25	75	50	7	16mm	25	30	26	41
25.3020	30	100	65	10	0.750	28	38	22	40
25.3020M	30	100	65	10	20mm	28	38	22	40
25.3020.1	30	100	65	10	0.750	28	38	42	60
25.3020.1M	30	100	65	10	20mm	28	38	42	60
25.3025	30	100	65	10	1.000	28	45	22	47
25.3025M	30	100	65	10	25mm	28	45	22	47
25.4025	40	118	75.5	12.5	1.000	32.5	48	22	47
25.4025M	40	118	75.5	12.5	25mm	32.5	48	22	47
25.5025	50	130	80	16	1.000	35	60	30	55
25.5025M	50	130	80	16	25mm	35	60	30	55
25.5032	50	130	80	16	1.250	35	60	30	61
25.5032M	50	130	80	16	32mm	35	60	30	61
25.6032	60	145	82.5	16	1.250	42.5	62.5	30	61
25.6032M	60	145	82.5	16	32mm	42.5	62.5	30	61
25.8040	80	190	110	20	1.500	55	80	40	78
25.8040M	80	190	110	20	40mm	55	80	40	78

# DIN 69880-ISO 10889

## TURNING TOOL HOLDER- FORM B6

Left Hand Long

- Precision machined, hardened, and ground
- Black Oxide coating
- Made in the USA

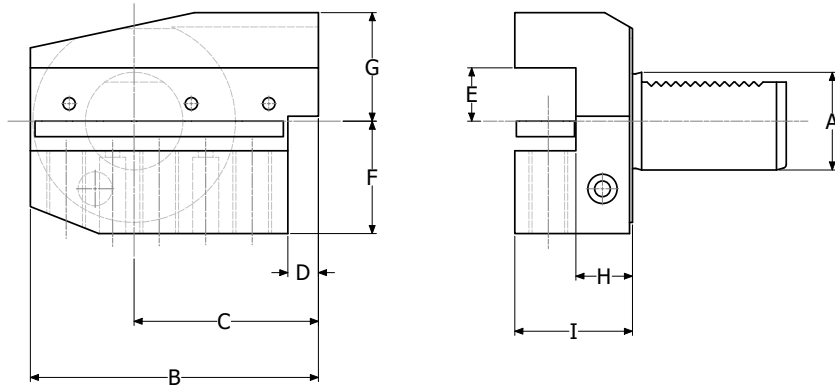


ITEM NUMBER	A	B	C	D	E	F	G	H	I
25.1612	16	58	39	5	0.500	20	22	13	25
25.1612M	16	58	39	5	12mm	20	22	13	25
25.1612.1	16	58	39	5	0.500	20	22	23	35
25.1612.1M	16	58	39	5	12mm	20	22	23	35
25.2016	20	75	50	7	0.625	25	30	16	31
25.2016M	20	75	50	7	16mm	25	30	16	31
25.2016.1	20	75	50	7	0.625	25	30	26	41
25.2016.1M	20	75	50	7	16mm	25	30	26	41
25.2516	25	75	50	7	0.625	25	30	16	31
25.2516M	25	75	50	7	16mm	25	30	16	31
25.2516.1	25	75	50	7	0.625	25	30	26	41
25.2516.1M	25	75	50	7	16mm	25	30	26	41
25.3020	30	100	65	10	0.750	28	38	22	40
25.3020M	30	100	65	10	20mm	28	38	22	40
25.3020.1	30	100	65	10	0.750	28	38	42	60
25.3020.1M	30	100	65	10	20mm	28	38	42	60
25.3025	30	100	65	10	1.000	28	45	22	47
25.3025M	30	100	65	10	25mm	28	45	22	47
25.4025	40	118	75.5	12.5	1.000	32.5	48	22	47
25.4025M	40	118	75.5	12.5	25mm	32.5	48	22	47
25.5025	50	130	80	16	1.000	35	60	30	55
25.5025M	50	130	80	16	25mm	35	60	30	55
25.5032	50	130	80	16	1.250	35	60	30	61
25.5032M	50	130	80	16	32mm	35	60	30	61
25.6032	60	145	82.5	16	1.250	42.5	62.5	30	61
25.6032M	60	145	82.5	16	32mm	42.5	62.5	30	61
25.8040	80	190	110	20	1.500	55	80	40	78
25.8040M	80	190	110	20	40mm	55	80	40	78

# DIN 69880-ISO 10889 TURNING TOOL HOLDER- FORM B7

Right Hand Long Inverted

- Precision machined, hardened, and ground
- Black Oxide coating
- Made in the USA



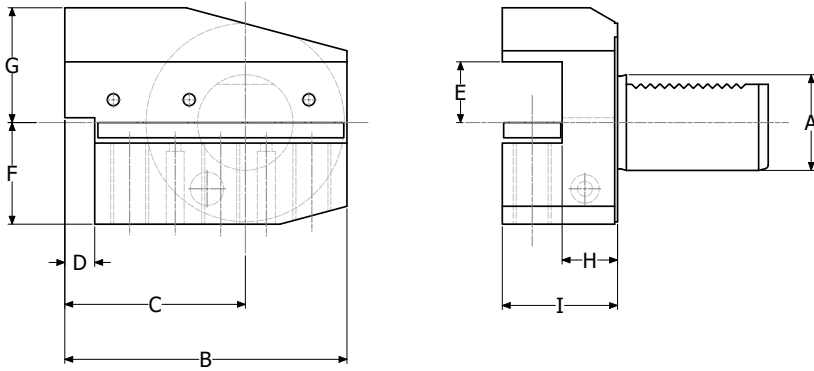
ITEM NUMBER	A	B	C	D	E	F	G	H	I
27.1612	16	58	39	5	0.500	20	22	13	24
27.1612M	16	58	39	5	12mm	20	22	13	24
27.1612.1	16	58	39	5	0.500	20	22	23	34
27.1612.1M	16	58	39	5	12mm	20	22	23	34
27.2016	20	75	50	7	0.625	25	30	16	30
27.2016M	20	75	50	7	16mm	25	30	16	30
27.2016.1	20	75	50	7	0.625	25	30	26	40
27.2016.1M	20	75	50	7	16mm	25	30	26	40
27.2516	25	75	50	7	0.625	25	30	16	30
27.2516M	25	75	50	7	16mm	25	30	16	30
27.2516.1	25	75	50	7	0.625	25	30	26	40
27.2516.1M	25	75	50	7	16mm	25	30	26	40
27.3020	30	100	65	10	0.750	35	38	22	40
27.3020M	30	100	65	10	20mm	35	38	22	40
27.3020.1	30	100	65	10	0.750	35	38	42	60
27.3020.1M	30	100	65	10	20mm	35	38	42	60
27.3025	30	100	65	10	1.000	42	44	22	47
27.3025M	30	100	65	10	25mm	42	44	22	47
27.4025	40	118	75.5	12.5	1.000	50	48	22	44
27.4025M	40	118	75.5	12.5	25mm	50	48	22	44
27.5025	50	130	80	16	1.000	50	60	30	55
27.5025M	50	130	80	16	25mm	50	60	30	55
27.5032	50	130	80	16	1.250	50	60	30	55
27.5032M	50	130	80	16	32mm	50	60	30	55
27.6032	60	145	82.5	16	1.250	62.5	62.5	30	60
27.6032M	60	145	82.5	16	32mm	62.5	2.5	30	60
27.8040	80	190	110	20	1.500	80	80	40	75
27.8040M	80	190	110	20	40mm	80	80	40	75

# DIN 69880-ISO 10889

## TURNING TOOL HOLDER- FORM B8

Left Hand Long Inverted

- Precision machined, hardened, and ground
- Black Oxide coating
- Made in the USA

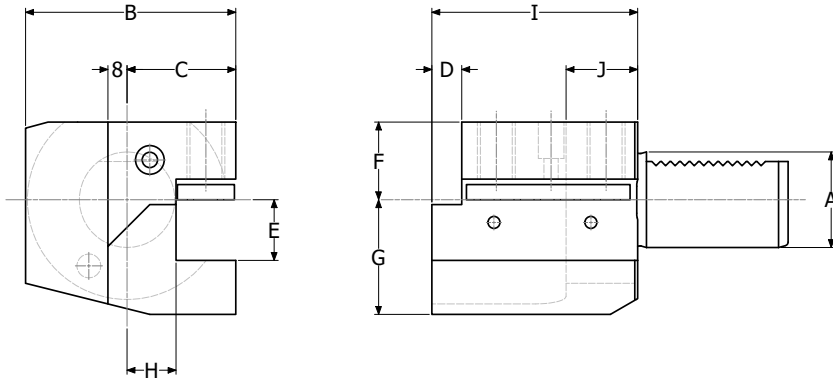


ITEM NUMBER	A	B	C	D	E	F	G	H	I
28.1612	16	58	39	5	0.500	20	22	13	24
28.1612M	16	58	39	5	12mm	20	22	13	24
28.1612.1	16	58	39	5	0.500	20	22	23	34
28.1612.1M	16	58	39	5	12mm	20	22	23	34
28.2016	20	75	50	7	0.625	25	30	16	30
28.2016M	20	75	50	7	16mm	25	30	16	30
28.2016.1	20	75	50	7	0.625	25	30	26	40
28.2016.1M	20	75	50	7	16mm	25	30	26	40
28.2516	25	75	50	7	0.625	25	30	16	30
28.2516M	25	75	50	7	16mm	25	30	16	30
28.2516.1	25	75	50	7	0.625	25	30	26	40
28.2516.1M	25	75	50	7	16mm	25	30	26	40
28.3020	30	100	65	10	0.750	35	38	22	40
28.3020M	30	100	65	10	20mm	35	38	22	40
28.3020.1	30	100	65	10	0.750	35	38	42	60
28.3020.1M	30	100	65	10	20mm	35	38	42	60
28.3025	30	100	65	10	1.000	42	48	22	47
28.3025M	30	100	65	10	25mm	42	48	22	47
28.4025	40	118	75.5	12.5	1.000	50	60	22	44
28.4025M	40	118	75.5	12.5	25mm	50	60	22	44
28.5025	50	130	80	16	1.000	50	60	30	55
28.5025M	50	130	80	16	25mm	50	60	30	55
28.5032	50	130	80	16	1.250	50	60	30	55
28.5032M	50	130	80	16	32mm	50	60	30	55
28.6032	60	145	82.5	16	1.250	62.5	62.5	30	60
28.6032M	60	145	82.5	16	32mm	62.5	2.5	30	60
28.8040	80	190	110	20	1.500	80	80	40	75
28.8040M	80	190	110	20	40mm	80	80	40	75

# DIN 69880-ISO 10889 TURNING TOOL HOLDER- FORM C1

Square Tool Right Hand

- Precision machined, hardened, and ground
- Black Oxide coating
- Made in the USA

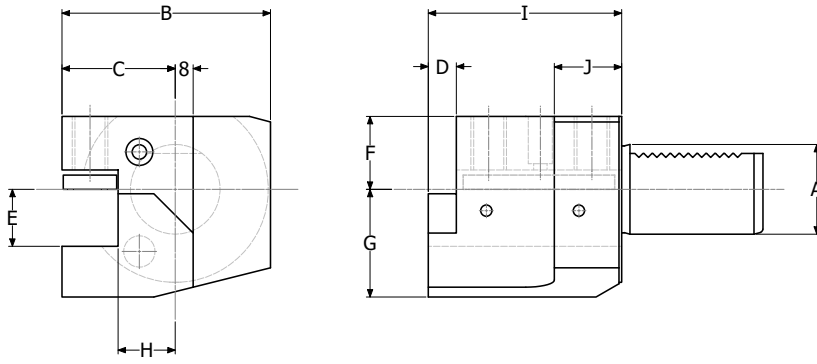


ITEM NUMBER	A	B	C	D	E	F	G	H	I	J
31.1612	16	43	24	5	0.500	20	22	13	44	20
31.1612M	16	43	24	5	12mm	20	22	13	44	20
31.2016	20	52	27	7	0.625	25	30	13	55	30
31.2016M	20	52	27	7	16mm	25	30	13	55	30
31.2016.1	20	65	40	7	0.625	25	30	26	55	30
31.2016.1M	20	65	40	7	16mm	25	30	26	55	30
31.2516	25	58	33	7	0.625	25	30	19	55	30
31.2516M	25	58	33	7	16mm	25	30	19	55	30
31.3020	30	70	35	10	0.750	28	38	17	70	30
31.3020M	30	70	35	10	20mm	28	38	17	70	30
31.3025	30	77	42	10	1.000	25	48	17	70	30
31.3025M	30	77	42	10	25mm	25	48	17	70	30
31.4025	40	85	42.5	12.5	1.000	32.5	48	20.5	85	30
31.4025M	40	85	42.5	12.5	25mm	32.5	48	20.5	85	30
31.5025	50	100	50	16	1.000	35	60	26	100	40
31.5025M	50	100	50	16	25mm	35	60	26	100	40
31.5032	50	100	50	16	1.250	35	60	25.5	100	40
31.5032M	50	100	50	16	32mm	35	60	25.5	100	40
31.6032	60	125	62.5	16	1.250	42.5	62.5	32.5	125	40
31.6032M	60	125	62.5	16	32mm	42.5	62.5	32.5	125	40
31.8040	80	160	80	20	1.500	55	80	41	160	40
31.8040M	80	160	80	20	40mm	55	80	41	160	40

# DIN 69880-ISO 10889 TURNING TOOL HOLDER- FORM C2

Square Tool Left Hand

- Precision machined, hardened, and ground
- Black Oxide coating
- Made in the USA

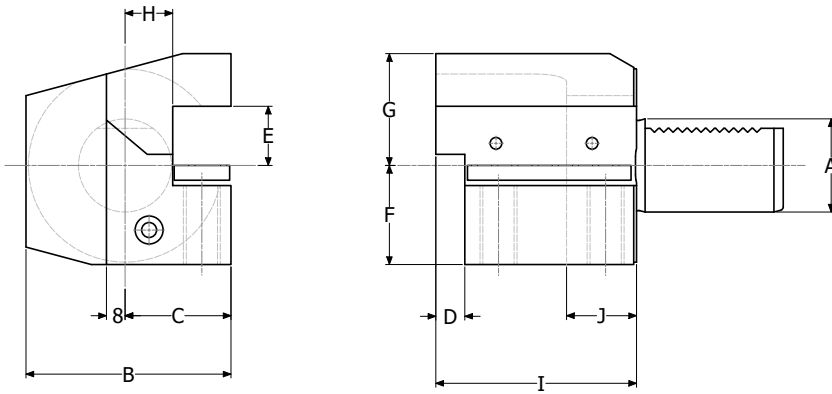


ITEM NUMBER	A	B	C	D	E	F	G	H	I	J
32.1612	16	43	24	5	0.500	20	22	13	44	20
32.1612M	16	43	24	5	12mm	20	22	13	44	20
32.2016	20	65	40	7	0.625	25	30	26	55	30
32.2016M	20	65	40	7	16mm	25	30	26	55	30
32.2516	25	58	33	7	0.625	25	30	19	55	30
32.2516M	25	58	33	7	16mm	25	30	19	55	30
32.3020	30	76	41	10	0.750	28	38	23	70	30
32.3020M	30	76	41	10	20mm	28	38	23	70	30
32.4025	40	93	50.5	12.5	1.000	32.5	48	25.5	85	30
32.4025M	40	93	50.5	12.5	25mm	32.5	48	25.5	85	30
32.5032	50	105	55	16	1.250	35	60	30.5	100	40
32.5032M	50	105	55	16	32mm	35	60	30.5	100	40
32.6032	60	125	62.5	16	1.250	42.5	62.5	32.5	125	40
32.6032M	60	125	62.5	16	32mm	42.5	62.5	32.5	125	40
32.8040	80	160	80	20	1.500	55	80	41	160	40
32.8040M	80	160	80	20	40mm	55	80	41	160	40

# DIN 69880-ISO 10889 TURNING TOOL HOLDER- FORM C3

Square Tool Right Hand Inverted

- Precision machined, hardened, and ground
- Black Oxide coating
- Made in the USA



ITEM NUMBER	A	B	C	D	E	F	G	H	I	J
33.1612	16	43	24	5	0.500	20	22	13	44	20
33.1612M	16	43	24	5	12mm	20	22	13	44	02
33.2016	20	52	27	7	0.625	25	30	13	55	30
33.2016M	20	52	27	7	16mm	25	30	13	55	30
33.2016.1	20	65	40	7	0.625	25	30	26	55	30
33.2016.1M	20	65	40	7	16mm	25	30	26	55	30
33.2516	25	58	33	7	0.625	25	30	19	55	30
33.2516M	25	58	33	7	16mm	25	30	19	55	30
33.3020	30	70	35	10	0.750	35	38	17	70	30
33.3020M	30	70	35	10	20mm	35	38	17	70	30
33.4025	40	85	42.5	12.5	1.000	42.5	48	20.5	85	30
33.4025M	40	85	42.5	12.5	25mm	42.5	48	20.5	85	30
33.5032	50	100	50	16	1.250	50	60	25.5	100	40
33.5032M	50	100	50	16	32mm	50	60	25.5	100	40
33.6032	60	125	62.5	16	1.250	62.5	62.5	32.5	125	40
33.6032M	60	125	62.5	16	32mm	62.5	62.5	32.5	125	40
33.8040	80	160	80	20	1.500	80	80	41	160	40
33.8040M	80	160	80	20	40mm	80	80	41	160	40

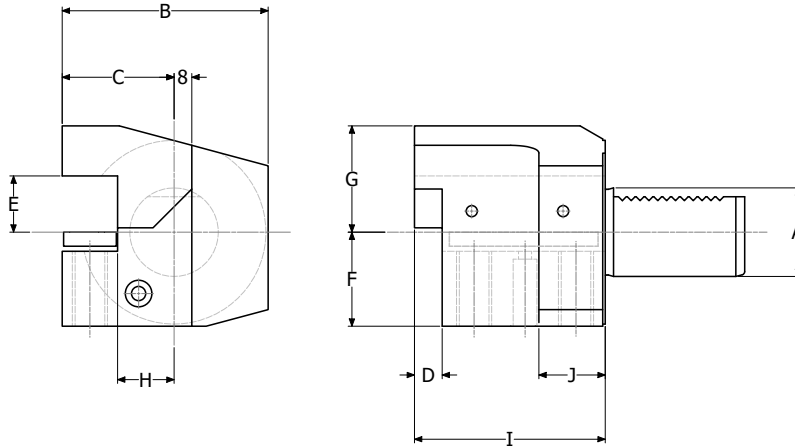


# DIN 69880-ISO 10889

## TURNING TOOL HOLDER- FORM C4

Square Tool Left Hand Inverted

- Precision machined, hardened, and ground
- Black Oxide coating
- Made in the USA

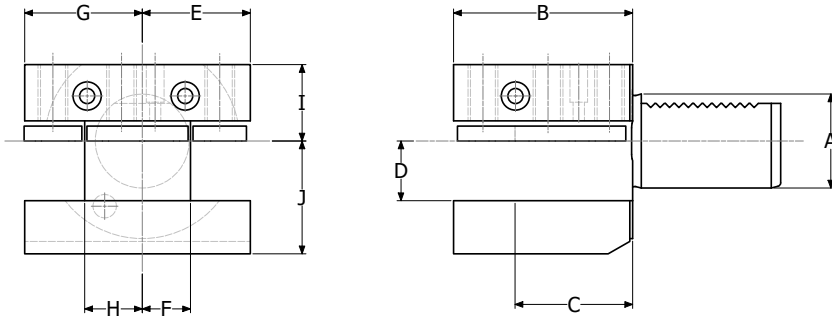


ITEM NUMBER	A	B	C	D	E	F	G	H	I	J
34.1612	16	43	24	5	0.500	20	22	13	44	20
34.1612M	16	43	24	5	12mm	20	22	13	44	20
34.2016	20	65	40	7	0.625	25	30	26	55	30
34.2016M	20	65	40	7	16mm	25	30	26	55	30
34.2516	25	58	33	7	0.625	25	30	19	55	30
34.2516M	25	58	33	7	16mm	25	30	19	55	30
34.3020	30	76	41	10	0.750	35	38	23	70	30
34.3020M	30	76	41	10	20mm	35	38	23	70	30
34.4025	40	90	47.5	12.5	1.000	42.5	48	25.5	85	30
34.4025M	40	90	47.5	12.5	25mm	42.5	48	25.5	85	30
34.5032	50	105	55	16	1.250	50	60	30.5	100	40
34.5032M	50	105	55	16	32mm	50	60	30.5	100	40
34.6032	60	125	62.5	16	1.250	62.5	62.5	32.5	125	40
34.6032M	60	125	62.5	16	32mm	62.5	62.5	32.5	125	40
34.8040	80	160	80	20	1.500	80	80	41	160	40
34.8040M	80	160	80	20	40mm	80	80	41	160	40

# DIN 69880-ISO 10889 **SQUARE TOOL HOLDER- FORM D1**

Universal Square Tool

- Precision machined, hardened, and ground
- Black Oxide coating
- Made in the USA



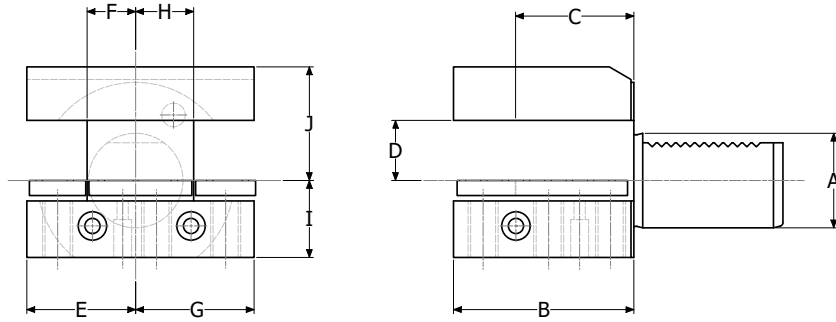
ITEM NUMBER	A	B	C	D	E	F	G	H	I	J
41.2516	25	48	34	0.625	33	19	33	19	25	30
41.2516M	25	48	34	16mm	33	19	33	19	25	30
41.3020	30	60	42	0.750	35	17	41	23	28	38
41.3020M	30	60	42	20mm	35	17	41	23	28	38
41.2025	40	72	50	1.000	42.5	20.5	47.5	25.5	32.5	48
41.2025M	40	72	50	25mm	42.5	20.5	47.5	25.5	32.5	48
41.5032	50	85	60	1.250	50	25.5	55	30.5	35	60
41.5032M	50	85	60	32mm	50	25.5	55	30.5	35	60
41.6032	60	110	85	1.250	57.5	32.5	57.5	32.5	42.5	62.5
41.6032M	60	110	85	32mm	57.5	32.5	57.5	32.5	42.5	62.5
41.8040	80	140	105	1.500	76	41	76	41	55	80
41.8040M	80	140	105	40mm	76	41	76	41	55	80

# DIN 69880-ISO 10889

## SQUARE TOOL HOLDER- FORM D2

Universal Square Tool Inverted

- Precision machined, hardened, and ground
- Black Oxide coating
- Made in the USA



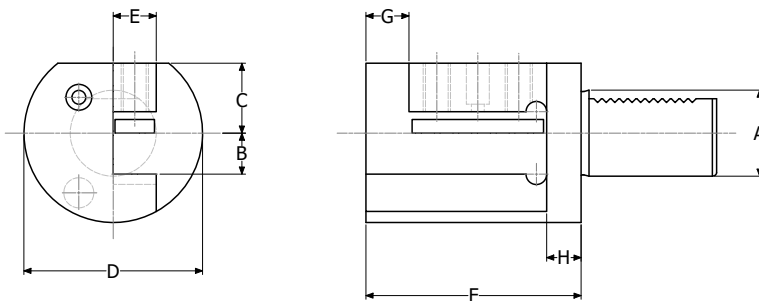
ITEM NUMBER	A	B	C	D	E	F	G	H
35.3016R	30	0.625	28	68	16	70	16	14
35.3016RM	30	16mm	28	68	16	70	16	14
35.4020R	40	0.750	32.5	83	20	100	20	16
35.4020RM	40	20mm	32.5	83	20	100	20	16
35.5025R	50	1.000	35	98	25	120	25	28
35.5025RM	50	25mm	35	98	25	120	25	28
35.6032R	60	1.250	42.5	123	15	120	15	28
35.6032RM	60	32mm	42.5	123	15	120	15	28

# DIN 69880-ISO 10889

## AXIAL TOOL HOLDER RIGHT HAND

Right Hand

- Precision machined, hardened, and ground
- Black Oxide coating
- Made in the USA

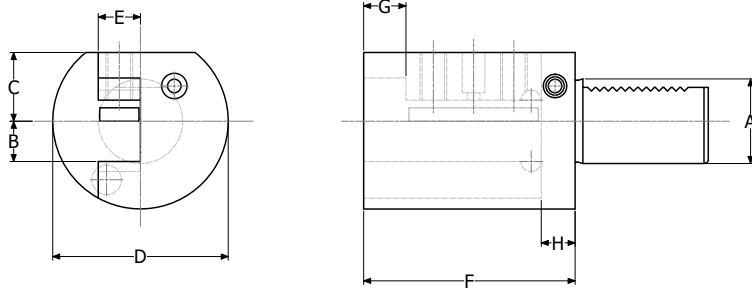


ITEM NUMBER	A	B	C	D	E	F	G	H
35.3016R	30	0.6250	28	68	16	70	16	14
35.3016RM	30	16mm	28	68	16	70	16	14
35.4020R	40	0.7500	32.5	83	20	100	20	16
35.4020RM	40	20mm	32.5	83	20	100	20	16
35.5025R	50	1.0000	35	98	25	120	25	28
35.5025RM	50	25mm	35	98	25	120	25	28
35.6032R	60	1.2500	42.5	123	15	120	15	28
35.6032RM	60	32mm	42.5	123	15	120	15	28

# DIN 69880-ISO 10889 AXIAL TOOL HOLDER LEFT HAND

Left Hand

- Precision machined, hardened, and ground
- Black Oxide coating
- Made in the USA

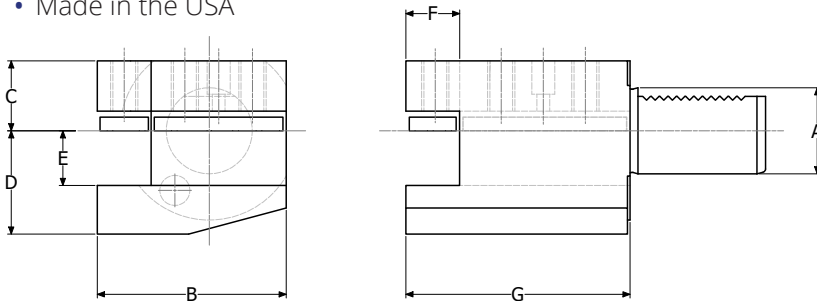


ITEM NUMBER	A	B	C	D	E	F	G	H
35.3016L	30	0.625	28	68	16	70	16	14
35.3016LM	30	16mm	28	68	16	70	16	14
35.4020L	40	0.750	32.5	83	20	100	20	16
35.4020LM	40	20mm	32.5	83	20	100	20	16
35.5025L	50	1.000	35	98	25	120	25	28
35.5025LM	50	25mm	35	98	25	120	25	28
35.6032L	60	1.250	42.5	123	15	120	15	28
35.6032LM	60	32mm	42.5	123	15	120	15	28

# DIN 69880-ISO 10889 RADIAL-AXIAL TOOL HOLDER (LEFT)

Left Hand

- Precision machined, hardened, and ground
- Black Oxide coating
- Made in the USA


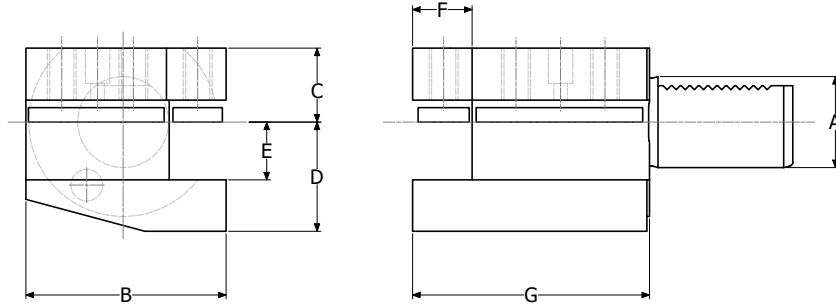


ITEM NUMBER	A	B	C	D	E	F	G
36.3020L	30	76	28	38	0.750	18	70
36.3020LM	30	76	28	38	20mm	18	70
36.4025L	40	88	32.5	48	1.000	25	103
36.4025LM	40	88	32.5	48	25mm	25	103
36.5032L	50	111	35	60	1.250	31	126
36.5032LM	50	111	35	60	32mm	31	126
36.6032L	60	125	42.5	62.5	1.250	31	138
36.6032LM	60	125	42.5	62.5	32mm	31	138
36.8040L	80	160	55	80	1.500	35	140
36.8040LM	80	160	55	80	40mm	35	140

# DIN 69880-ISO 10889 RADIAL-AXIAL TOOL HOLDER (RIGHT)

Right Hand

- Precision machined, hardened, and ground
- Black Oxide coating
- Made in the USA

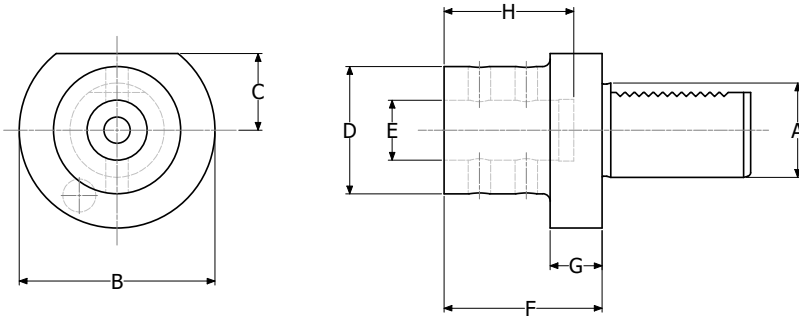


ITEM NUMBER	A	B	C	D	E	F	G
36.3020R	30	70	28	38	0.750	18	70
36.3020RM	30	70	28	38	20mm	18	70
36.4025R	40	85	32.5	48	1.000	25	103
36.4025RM	40	85	32.5	48	25mm	25	103
36.5032R	50	105	35	60	1.250	31	126
36.5032RM	50	105	35	60	32mm	31	126
36.6032R	60	125	42.5	62.5	1.250	31	138
36.6032RM	60	125	42.5	62.5	32mm	31	138
36.8040R	80	160	55	80	1.500	35	140
36.8040RM	80	160	55	80	40mm	35	140

# DIN 69880-ISO 10889 BORING BAR HOLDER- FORM E1

Internal Coolant Flow

- Precision machined, hardened, and ground
- Black Oxide coating
- Made in the USA



ITEM NUMBER	A	B	C	D	E	F	G	H
51.2016	20	50	23	48	0.625	67	18	54
51.2016M	20	50	23	48	16mm	67	18	54
51.2020	20	50	23	48	0.750	67	18	54
51.2020M	20	50	23	48	20mm	67	18	54
51.2025	20	50	23	48	1.000	71	18	59
51.2025M	20	50	23	48	25mm	71	18	59
51.2516	25	58	25	41	0.625	67	18	54
51.2516M	25	58	25	41	16mm	67	18	54
51.2520	25	58	25	44	0.750	67	18	54
51.2520M	25	58	25	44	20mm	67	18	54
51.2525	25	58	25	45	1.000	71	18	59
51.2525M	25	58	25	45	25mm	71	18	59
51.2532	25	60	25	50	1.250	80	22	63
51.2532M	25	60	25	50	32mm	80	22	63
51.3008	30	68	28	46	0.313	67	22	54
51.3008M	30	68	28	46	8mm	67	22	54
51.3012	30	68	28	46	0.500	67	22	54
51.3012M	30	68	28	46	12mm	67	22	54
51.3016	30	68	28	46	0.625	67	22	54
51.3016M	30	68	28	46	16mm	67	22	54
51.3020	30	68	28	50	0.750	67	22	54
51.3020M	30	68	28	50	20mm	67	22	54
51.3025	30	68	28	55	1.000	71	22	59
51.3025M	30	68	28	55	25mm	71	22	59
51.3032	30	68	28	62	1.250	75	22	63
51.3032M	30	68	28	62	32mm	75	22	63
51.3040	30	68	28	66	1.500	90	22	73
51.3040M	30	68	28	66	40mm	90	22	73
51.4016	40	83	32.5	54	0.625	67	22	54
51.4016M	40	83	32.5	54	16mm	67	22	54
51.4020	40	83	32.5	54	0.750	67	22	54
51.4020M	40	83	32.5	54	20mm	67	22	54

Continued on next page

## DIN 69880-ISO 10889

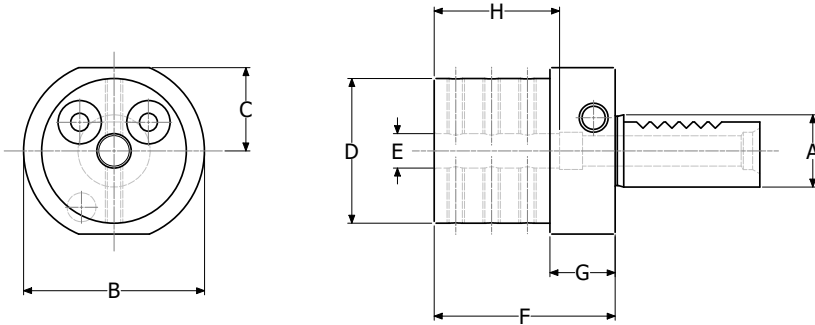
**BORING BAR HOLDER- FORM E1** (continued)

ITEM NUMBER	A	B	C	D	E	F	G	H
51.4025	40	83	32.5	63	1.000	75	22	59
51.4025M	40	83	32.5	63	25mm	75	22	59
51.4032	40	83	32.5	69	1.250	75	22	63
51.4032M	40	83	32.5	69	32mm	75	22	63
51.4040	40	83	32.5	76	1.500	90	22	73
51.4040M	40	83	32.5	76	40mm	90	22	73
51.4045	40	83	32	83	1.750	100	--	83
51.4045M	40	83	32	83	45mm	100	--	83
41.4050	40	83	32.5	81	2.000	100	22	83
41.4050M	40	83	32.5	81	50mm	100	22	83
51.5020	50	98	35	57	0.750	67	30	54
51.5020M	50	98	36	57	20mm	67	30	54
51.5025	50	98	37	63	1.000	80	30	59
51.5025M	50	98	38	63	25mm	80	30	59
51.5032	50	98	39	69	1.250	80	30	63
51.5032M	50	98	40	69	32mm	80	30	63
51.5040	50	98	41	76	1.500	100	30	73
51.5040M	50	98	42	76	40mm	100	30	73
51.5050	50	98	43	88	2.000	100	30	83
51.5050M	50	98	44	88	50mm	100	30	83
51.6020	60	42.5	42.5	57	0.750	80	30	54
51.6020M	60	42.5	42.5	57	20mm	80	30	54
51.6025	60	42.5	42.5	63	1.000	80	30	59
51.6025M	60	42.5	42.5	63	25mm	80	30	59
51.6032	60	42.5	42.5	69	1.250	80	30	63
51.6032M	60	42.5	42.5	69	32mm	80	30	63
51.6040	60	42.5	42.5	76	1.500	100	30	73
51.6040M	60	42.5	42.5	76	40mm	100	30	73
51.6045	60	42	42	83	1.750	100	30	83
51.6045M	60	42	42	83	45mm	100	30	83
51.6050	60	42.5	42.5	89	2.000	100	30	83
51.6050M	60	42.5	42.5	89	50mm	100	30	83
51.6065	60	42	42	89	2.500	100	30	83
51.6065M	60	42	42	89	65mm	100	30	83
51.8020	80	80	55	57	0.750	80	40	54
51.8020M	80	80	55	57	20mm	80	40	54
51.8025	80	80	55	63	1.000	80	40	59
51.8025M	80	80	55	63	25mm	80	40	59
51.8032	80	80	55	69	1.250	80	40	63
51.8032M	80	80	55	69	32mm	80	40	63
51.8040	80	100	55	76	1.500	100	40	73
51.8040M	80	100	55	76	40mm	100	40	73
51.8050	80	100	55	88	2.000	100	40	83
51.8050M	80	100	55	88	50mm	100	40	83

# DIN 69880-ISO 10889 BORING BAR HOLDER- FORM E2

Dual External Coolant Flow

- Precision machined, hardened, and ground
- Black Oxide coating
- Made in the USA



ITEM NUMBER	A	B	C	D	E	F	G	H
52.1606	16	40	18	40	0.250	44	13	34
52.1606M	16	40	18	40	6mm	44	13	34
52.1608	16	40	18	40	0.3125	44	13	34
52.1608M	16	40	18	40	8mm	44	13	34
52.1610	16	40	18	40	0.375	44	13	34
52.1610M	16	40	18	40	10mm	44	13	34
52.1612	16	40	18	40	0.500	44	13	34
52.1612M	16	40	18	40	12mm	44	13	34
52.2008	20	50	23	40	0.3125	50	18	41
52.2008M	20	50	23	40	8mm	50	18	41
52.2010	20	50	23	40	0.375	50	18	41
52.2010M	20	50	23	40	10mm	50	18	41
52.2012	20	50	23	40	0.500	50	18	41
52.2012M	20	50	23	40	12mm	50	18	41
52.2016	20	50	23	40	0.625	50	18	41
52.2016M	20	50	23	40	16mm	50	18	41
52.2020	20	50	23	50	0.750	50	18	41
52.2020M	20	50	23	50	20mm	50	18	41
52.2025	20	50	23	50	1.000	60	18	51
52.2025M	20	50	23	50	25mm	60	18	51
52.2508	25	58	25	40	0.3125	50	18	41
52.2508M	25	58	25	40	8mm	50	18	41
52.2510	25	58	25	40	0.375	50	18	41
52.2510M	25	58	25	40	10mm	50	18	41
52.2512	25	58	25	04	0.500	50	18	41
52.2512M	25	58	25	40	12mm	50	18	41
52.2516	25	58	25	40	0.625	50	18	41
52.2516M	25	58	25	40	16mm	50	18	41
52.2520	25	58	25	58	0.750	50	18	41
52.2520M	25	58	25	58	20mm	50	18	41
52.2525	25	58	25	58	1.000	60	18	51
52.2525M	25	58	25	58	25mm	60	18	51

Continued on next page



# DIN 69880-ISO 10889

## BORING BAR HOLDER- FORM E2 (continued)



ITEM NUMBER	A	B	C	D	E	F	G	H
52.3006	30	68	28	55	0.250	60	22	51
52.3006M	30	68	28	55	6mm	60	22	51
52.3008	30	68	28	55	0.3125	60	22	51
52.3008M	30	68	28	55	8mm	60	22	51
52.3010	30	68	28	55	0.375	60	22	51
52.3010M	30	68	28	55	10mm	60	22	51
52.3012	30	68	28	55	0.500	60	22	51
52.3012M	30	68	28	55	12mm	60	22	51
52.3016	30	68	28	55	0.625	60	22	51
52.3016M	30	68	28	55	16mm	60	22	51
52.3020	30	68	28	55	0.750	60	22	51
52.3020M	30	68	28	55	20mm	60	22	51
52.3025	30	68	28	55	1.000	60	22	51
52.3025M	30	68	28	55	25mm	60	22	51
52.3032	30	68	28	68	1.250	75	22	61
52.3032M	30	68	28	68	32mm	75	22	61
52.3040	30	83	32	74	1.500	90	22	74
52.3040M	30	83	32	74	40mm	90	22	74
52.4008	40	83	32.5	55	0.3125	75	22	61
52.4008M	40	83	32.5	55	8mm	75	22	61
52.4010	40	83	32.5	55	0.375	75	22	61
52.4010M	40	83	32.5	55	10mm	75	22	61
52.4012	40	83	32.5	55	0.500	75	22	61
52.4012M	40	83	32.5	55	12mm	75	22	61
52.4016	40	83	32.5	55	0.625	75	22	61
52.4016M	40	83	32.5	55	16mm	75	22	61
52.4020	40	83	32.5	55	0.750	75	22	61
52.4020M	40	83	32.5	55	20mm	75	22	61
52.4025	40	83	32.5	55	1.000	75	22	61
52.4025M	40	83	32.5	55	25mm	75	22	61
52.4032	40	83	32.5	83	1.250	75	22	61
52.4032M	40	83	32.5	83	32mm	75	22	61
52.4040	40	83	32.5	83	1.500	90	22	76
52.4040M	40	83	32.5	83	40mm	90	22	76
52.4045	40	83	32	74	1.750	90	22	74
52.4045M	40	83	32	74	45mm	90	22	74
52.4050	40	83	32	83	2.000	100	--	86
52.4050M	40	83	32	83	50mm	100	--	86
52.5012	50	98	35	68	0.500	90	30	76
52.5012M	50	98	35	68	12mm	90	30	76
52.5016	50	98	35	68	0.625	90	30	76
52.5016M	50	98	35	68	16mm	90	30	76
52.5020	50	98	35	68	0.750	90	30	76
52.5020M	50	98	35	68	20mm	90	30	76
52.5025	50	98	35	68	1.000	90	30	76
52.5025M	50	98	35	68	25mm	90	30	76

Continued on next page

# DIN 69880-ISO 10889

## BORING BAR HOLDER- FORM E2 (continued)



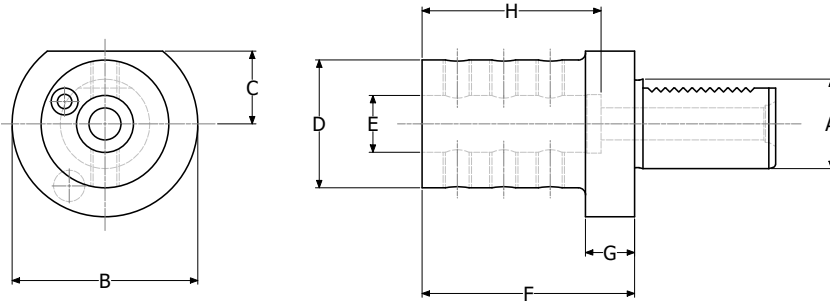
ITEM NUMBER	A	B	C	D	E	F	G	H
52.5032	50	98	35	68	1.250	90	30	76
52.5032M	50	98	35	68	32mm	90	30	76
52.5040	50	98	35	98	1.500	90	30	76
52.5040M	50	98	35	98	40mm	90	30	76
52.5045	50	98	35	95	1.750	90	30	76
52.5045M	50	98	35	95	45mm	90	30	76
52.5050	50	98	35	98	2.000	100	30	86
52.5050M	50	98	35	98	50mm	100	30	86
52.5065	50	102	42	102	2.500	108	--	86
52.5065M	50	102	42	102	65mm	108	--	86
52.6016	60	123	42.5	68	0.625	90	30	76
52.6016M	60	123	42.5	68	16mm	90	30	76
52.6020	60	123	42.5	68	0.750	90	30	76
52.6020M	60	123	42.5	68	20mm	90	30	76
52.6025	60	123	42.5	68	1.000	90	30	76
52.6025M	60	123	42.5	68	25mm	90	30	76
52.6032	60	123	42.5	68	1.250	90	30	76
52.6032M	60	123	42.5	68	32mm	90	30	76
52.6040	60	123	42.5	98	1.500	90	30	76
52.6040M	60	123	42.5	98	40mm	90	30	76
52.6050	60	123	42.5	98	2.000	100	30	86
52.6050M	60	123	42.5	98	50mm	100	30	86
52.6065	60	123	42	108	2.500	100	30	86
52.6065M	60	123	42	108	65mm	100	30	86
52.8020	80	158	55	68	0.750	100	30	86
52.8020M	80	158	55	68	20mm	100	30	86
52.8025	80	158	55	68	1.000	100	30	86
52.8025M	80	158	55	68	25mm	100	30	86
52.8032	80	158	55	68	1.250	100	30	86
52.8032M	80	158	55	68	32mm	100	30	86
52.8040	80	158	55	98	1.500	100	30	86
52.8040M	80	158	55	98	40mm	100	30	86
52.8050	80	158	55	98	2.000	100	30	86
52.8050M	80	158	55	98	50mm	100	30	86
52.8065	80	158	55	98	2.500	100	40	80
52.8065M	80	158	55	98	65mm	100	40	80

# DIN 69880-ISO 10889

## BORING BAR HOLDER-FORM E3

Single External Coolant Flow

- Precision machined, hardened, and ground
- Black Oxide coating
- Made in the USA



ITEM NUMBER	A	B	C	D	E	F	G	H
54.3008	30	68	28	55	0.3125	85	22	70
54.3008M	30	68	28	55	8mm	85	22	70
54.3010	30	68	28	55	0.375	85	22	70
54.3010M	30	68	28	55	10mm	85	22	70
54.3012	30	68	28	55	0.500	85	22	70
54.3012M	30	68	28	55	12mm	85	22	70
54.3016	30	68	28	55	0.625	85	22	70
54.3016M	30	68	28	55	16mm	85	22	70
54.3020	30	68	28	55	0.750	85	22	70
54.3020M	30	68	28	55	20mm	85	22	70
54.3025	30	68	28	55	1.000	85	22	70
54.3025M	30	68	28	55	25mm	85	22	70
54.3032	30	68	28	55	1.250	85	30	70
54.3032M	30	68	28	55	32mm	85	30	70
54.3040	30	68	28	73	1.500	85	22	70
54.3040M	30	68	28	73	40mm	85	22	70
54.4008	40	83	32.5	55	0.3125	95	22	80
54.4008M	40	83	32.5	55	8mm	95	22	80
54.4010	40	83	32.5	55	0.375	95	22	80
54.4010M	40	83	32.5	55	10mm	95	22	80
54.4012	40	83	32.5	55	0.500	95	22	80
54.4012M	40	83	32.5	55	12mm	95	22	80
54.4016	40	83	32.5	55	0.625	95	22	80
54.4016M	40	83	32.5	55	16mm	95	22	80
54.4020	40	83	32.5	55	0.750	95	22	80
54.4020M	40	83	32.5	55	20mm	95	22	80
54.4025	40	83	32.5	55	1.000	95	22	80
54.4025M	40	83	32.5	55	25mm	95	22	80
54.4032	40	83	32.5	55	1.250	95	30	80
54.4032M	40	83	32.5	55	32mm	95	30	80
54.4040	40	83	32.5	70	1.500	95	30	80

Continued on next page

# DIN 69880-ISO 10889

## BORING BAR HOLDER-FORM E3 (continued)

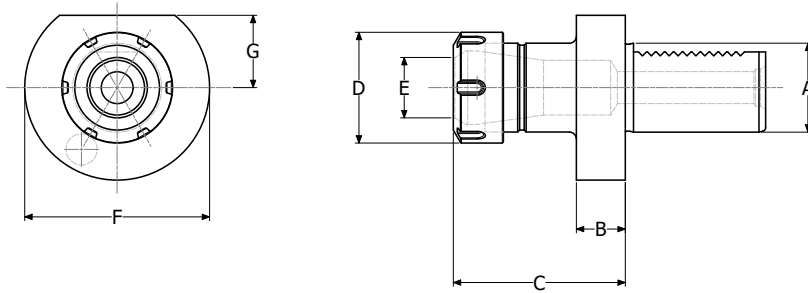


ITEM NUMBER	A	B	C	D	E	F	G	H
54.4040M	40	83	32.5	70	40mm	95	30	80
54.5012	50	98	35	68	0.500	95	30	78
54.5012M	50	98	35	68	12mm	95	30	78
54.5016	50	98	35	68	0.625	95	30	78
54.5016M	50	98	35	68	16mm	95	30	78
54.5020	50	98	35	68	0.750	95	30	78
54.5020M	50	98	35	68	20mm	95	30	78
54.5025	50	98	35	68	1.000	95	30	78
54.5025M	50	98	35	68	25mm	95	30	78
54.5032	50	98	35	68	1.250	95	30	78
54.5032M	50	98	35	68	32mm	95	30	78
54.5040	50	98	35	68	1.500	95	30	78
54.5040M	50	98	35	68	40mm	95	30	78
54.5045	50	98	35	89	1.750	95	30	78
54.5045M	50	98	35	89	45mm	95	30	78
54.5050	50	98	35	89	2.000	95	30	78
54.5050M	50	98	35	89	50mm	95	30	78
54.6016	60	123	42.5	68	0.625	100	30	83
54.6016M	60	123	42.5	68	16mm	100	30	83
54.6020	60	123	42.5	68	0.750	100	30	83
54.6020M	60	123	42.5	68	20mm	100	30	83
54.6025	60	123	42.5	68	1.000	100	30	83
54.6025M	60	123	42.5	68	25mm	100	30	83
54.6032	60	123	42.5	68	1.250	100	30	83
54.6032M	60	123	42.5	68	32mm	100	30	83
54.6040	60	123	42.5	80	0.500	100	30	83
54.6040M	60	123	42.5	80	40mm	100	30	83
54.6050	60	123	42	95	2.000	100	30	83
54.6050M	60	123	42	95	50mm	100	30	83

# DIN 69880-ISO 10889 COLLET CHUCK HOLDER- FORM E4 (ER)

ER Collet

- Precision machined, hardened, and ground
- Black Oxide coating
- Made in the USA

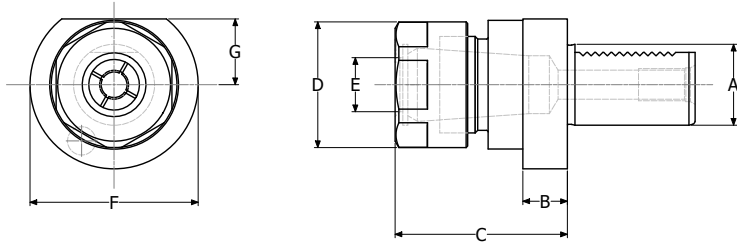


ITEM NUMBER	A	B	C	D	E (INCH)	E (MM)	F	G	COLLET TYPE
53.1616	16	13	40	28	1/32-3/8	.5-10	40	18	ER16
53.1620	16	13	45	34	1/32-9/16	1-12	40	18	ER20
53.2016	20	18	40	28	1/32-3/8	.5-10	50	23	ER16
53.2025	20	18	50	42	1/32-5/8	1-16	50	23	ER25
53.2032	20	18	60	50	1/16-.75	2-20	50	23	ER32
53.2040	20	18	66	63	3/32-1 1/32	3-25	50	23	ER40
53.2525	25	18	50	42	1/32-5/8	1-16	58	25	ER25
53.2532	25	18	60	50	1/16-.75	2-20	58	25	ER32
53.3025	30	22	75	42	1/32-5/8	1-16	68	28	ER25
53.3032	30	22	75	50	1/16-.75	2-20	68	28	ER32
53.3040	30	22	75	63	3/32-1 1/32	3-25	68	28	ER40
53.4025	40	22	75	42	1/32-5/8	1-16	83	32.5	ER25
53.4032	40	22	75	50	1/16-.75	2-20	83	32.5	ER32
53.4040	40	22	75	63	3/32-1 1/32	3-25	83	32.5	ER40
53.5040	50	30	75	63	3/32-1 1/32	3-25	98	35	ER40
53.6040	60	30	75	63	3/32-1 1/32	3-25	123	42.5	ER40

# DIN 69880-ISO 10889 COLLET CHUCK HOLDER- FORM E4 (TG)

TG Collet

- Precision machined, hardened, and ground
- Black Oxide coating
- Made in the USA

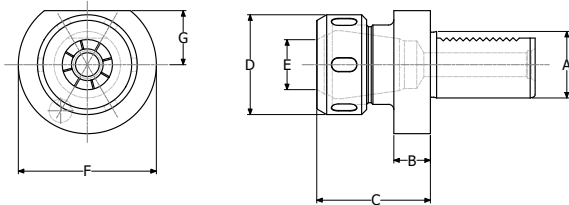


ITEM NUMBER	A	B	C	D	E (INCH)	F	G	COLLET TYPE
53.3075TG	30	22	77.4	50	3/64-.75	68	28	75TG
53.30100TG	30	22	82.1	60	3/32-1	68	28	100TG
53.4075TG	40	22	77.4	50	3/64-.75	83	32.5	75TG
53.40100TG	40	22	82.1	60	3/32-1	83	32.5	100TG
53.5075TG	50	30	77.	50	3/64-.75	98	35	75TG
53.50100TG	50	30	82.1	60	3/32-1	98	35	100TG
53.6075TG	60	30	77.4	50	3/64-.75	123	42.5	75TG
53.60100TG	60	30	82.1	60	3/32-1	123	42.5	100TG
53.8075TG	80	40	77.4	50	3/64-.75	158	55	75TG
85.80100TG	80	40	82.1	60	3/32-1	158	55	100TG

# DIN 69880-ISO 10889 COLLET CHUCK HOLDER- FORM E4 (EX)

EX Collet

- Precision machined, hardened, and ground
- Black Oxide coating
- Made in the USA



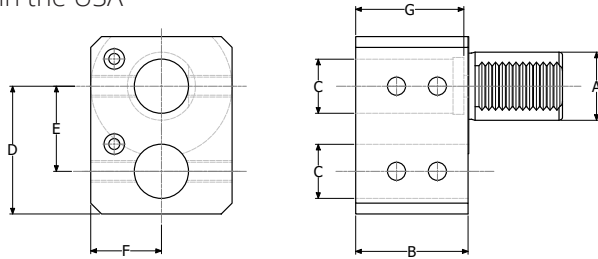
ITEM NUMBER	A	B	C	D	E (INCH)	E (MM)	F	G	COLLET TYPE
53.20415	20	18	57	43	1/16-5/8	1.5-16	50	23	EX25
53.25415	25	18	62	43	1/16-5/8	1.5-16	58	25	EX25
53.30415	30	22	57	43	1/16-5/8	1.5-16	68	28	EX25
53.30462	30	22	75	60	1/16-1	1.5-25	68	28	EX32
53.40415	40	22	57	43	1/16-5/8	1.5-16	83	32.5	EX25
53.40462	40	22	75	60	1/16-1	1.5-25	83	32.5	EX32
53.40467	40	30	90	72	1/8-1.25	3.5-32	83	32.5	EX40
53.50462	50	30	75	60	1/16-1	1.5-25	98	35	EX32
53.50467	50	30	90	72	1/8-1.25	3.5-32	98	35	EX40
53.60467	60	30	90	72	1/8-1.25	3.5-32	123	42.5	EX40

# DIN 69880-ISO 10889

## DOUBLE OFFSET BORING BAR HOLDER RIGHT

Right Hand

- Precision machined, hardened, and ground
- Black Oxide coating
- Made in the USA



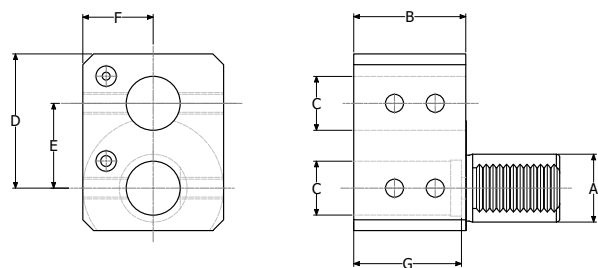
ITEM NUMBER	A	B	C	D	E	F	G
91.2020	20	45	0.750	50	32	25	43
91.2020M	20	45	20mm	50	32	25	443
91.3025	30	56	1.000	65	45	34	50
91.3025M	30	56	25mm	65	45	34	50
91.4032	40	66	1.250	75	50	42	63
91.4032M	40	66	32mm	75	50	42	63
91.5040	50	80	1.500	95	65	49	75
91.5040M	50	80	40mm	95	65	49	75
91.6050	60	90	2.000	120	80	62	85
91.6050M	60	90	50mm	120	80	62	85

# DIN 69880-ISO 10889

## DOUBLE OFFSET BORING BAR HOLDER LEFT

Left Hand

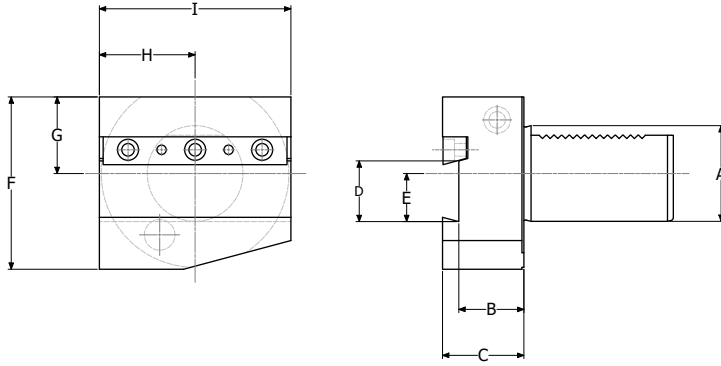
- Precision machined, hardened, and ground
- Black Oxide coating
- Made in the USA



ITEM NUMBER	A	B	C	D	E	F	G
92.2020	20	45	0.750	50	32	25	43
92.2020M	20	45	20mm	50	32	25	443
92.3025	30	56	1.000	65	45	34	50
92.3025M	30	56	25mm	65	45	34	50
92.4032	40	66	1.250	75	50	42	63
92.4032M	40	66	32mm	75	50	42	63
92.5040	50	80	1.500	95	65	49	75
92.5040M	50	80	40mm	95	65	49	75
92.6050	60	90	2.000	120	80	62	85
92.6050M	60	90	50mm	120	80	62	85

# DIN 69880-ISO 10889 CUT OFF BLADE HOLDER- FORM D5

- Precision machined, hardened, and ground
- Black Oxide coating
- Made in the USA

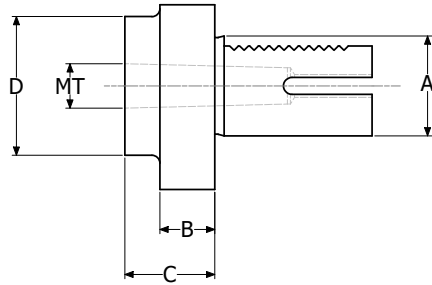
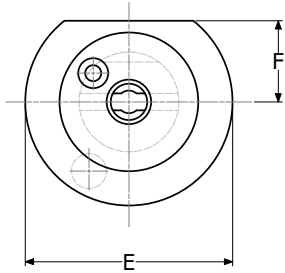


ITEM NUMBER	A	B	C	D	E	F	G	H	I
45.3025	30	34	42.5	25	21	80	40	42.5	85
45.4032	40	34	42.5	32	25	80	40	42.5	85



# DIN 69880-ISO 10889 MORSE TAPER HOLDER- FORM F

- Precision machined, hardened, and ground
- Black Oxide coating
- Made in the USA



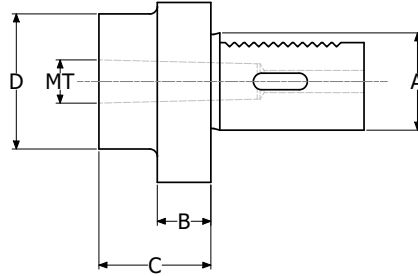
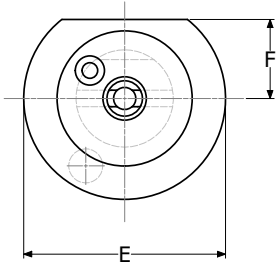
ITEM NUMBER	A	MT	B	C	D	E	F
71.2010	20	1	--	23	--	50	23
71.2510	25	1	--	23	--	58	25
71.2520	25	2	--	27	--	58	25
71.3010	30	1	--	27	--	68	28
71.3020	30	2	--	27	--	68	28
71.3030	30	3	--	70	--	68	28
71.4010	40	1	22	36	55	83	32.5
71.4020	40	2	22	36	55	83	32.5
71.4030	40	3	22	36	62	83	32.5
71.4040	40	4	22	80	68	83	32.5
71.5020	50	2	30	36	59	98	35
71.5030	50	3	30	36	62	98	35
71.5040	50	4	30	50	69	98	35
71.6020	60	2	30	36	58	123	42.5
71.6030	60	3	30	36	58	123	42.5
71.6040	60	4	30	50	68	123	42.5
71.6050	60	5	30	63	98	123	42.5
71.8040	80	4	40	50	68	158	55
71.8050	80	5	40	50	98	158	55

# DIN 69880-ISO 10889

## MORSE TAPER HOLDER- FORM F-TANG

Tang Enclosed

- Precision machined, hardened, and ground
- Black Oxide coating
- Made in the USA

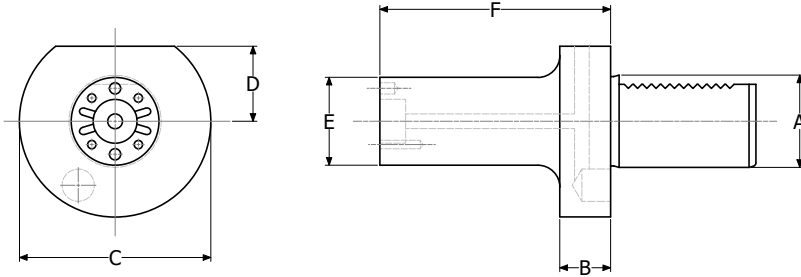


ITEM NUMBER	A	MT	B	C	D	E	F
71.3020T	30	2	--	37	--	68	28
71.3030T	30	3	--	70	--	68	28
71.4020T	40	2	22	46	55	83	32.5
71.4030T	40	3	22	56	62	83	32.5
71.4040T	40	4	22	92	68	83	32.5
71.5020T	50	2	30	46	59	98	35
71.5030T	50	3	30	46	62	98	35
71.5040T	50	4	30	62	69	98	35
71.6020T	60	2	30	46	58	98	42.5
71.6030T	60	3	30	46	58	98	42.5
71.6040T	60	4	30	62	68	123	42.5

# DIN 69880-ISO 10889 INTERCHANGEABLE HEAD VDI

Kennametal Boring Head Adaptor

- Precision machined, hardened, and ground
- Black Oxide coating
- Made in the USA

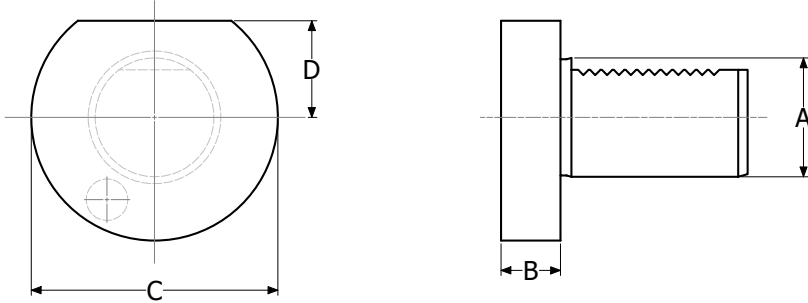


ITEM NUMBER	A	B	C	D	E	F
58.3032-3	30	22	68	28	1.250	75
58.3032-4	30	22	68	28	1.250	100
58.3032-5	30	22	68	28	1.250	125
58.3040-3	30	22	68	28	1.500	75
58.3040-4	30	22	68	28	1.500	100
58.3040-5	30	22	68	28	1.500	125
58.4032-3	40	22	83	31	1.250	75
58.4032-4	40	22	83	31	1.250	100
58.4032-5	40	22	83	31	1.250	125
58.4040-3	40	22	83	31	1.500	75
58.4040-4	40	22	83	31	1.500	100
58.4040-5	40	22	83	31	1.500	125
58.5032-3	50	30	98	35	1.250	75
58.5032-4	50	30	98	35	1.250	100
58.5032-5	50	30	98	35	1.250	125
58.5040-3	50	30	98	35	1.500	75
58.5040-4	50	30	98	35	1.500	100
58.5040-5	50	30	98	35	1.500	125

# DIN 69880-ISO 10889 TURRET PLUG- FORM Z2 STEEL

Steel

- Precision machined, hardened, and ground
- Black Oxide coating
- Made in the USA

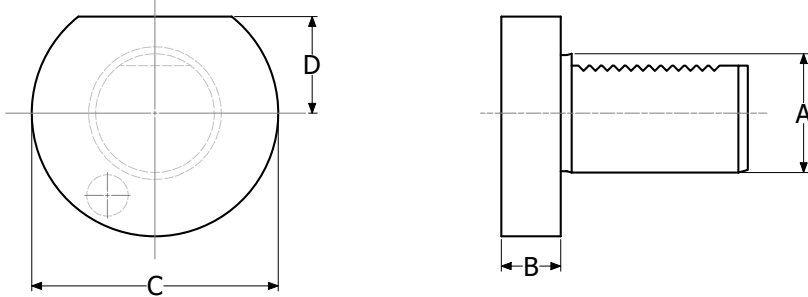


ITEM NUMBER	A	B	C	D
82.1640S	16	13	40	18
82.2050S	20	16	50	23
82.2558S	25	16	58	25
82.3068S	30	16	68	28
82.4083S	40	20	83	32.5
82.5098S	50	20	98	35
82.60123S	60	20	123	42.5
82.80158S	80	20	158	55

# DIN 69880-ISO 10889 TURRET PLUG- FORM Z2 PLASTIC

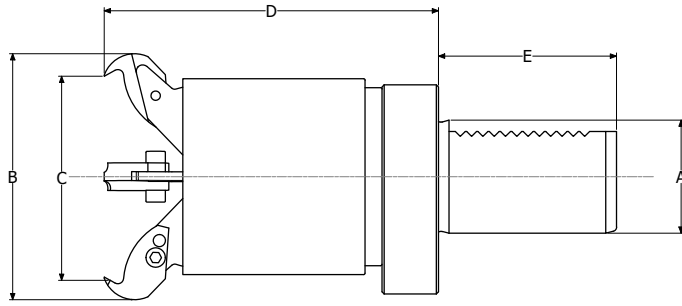
Plastic

- Precision machined, hardened, and ground
- Black Oxide coating
- Made in the USA



ITEM NUMBER	A	B	C	D
82.1640P	16	13	40	18
82.2050P	20	16	50	23
82.2558P	25	16	58	25
82.3068P	30	16	68	28
82.4083P	40	20	83	32.5
82.5098P	50	20	98	35
82.60123P	60	20	123	42.5
82.80158P	80	20	158	55

# DIN 69880-ISO 10889 VDI Bar Puller



ITEM NUMBER	A	B	C	D	E
BP85.30	30	100	1/8-3 1/8	114	55
BP85.40	40	100	1/8-3 1/8	118	55

# PERIPHERAL VDI



**FACING HOLDER  
RIGHT HAND** .....pg 608



**FACING HOLDER LEFT  
HAND** .....pg 609



**DOUBLE TURNING  
HOLDER** .....pg 609



**BORING BAR HOLDER  
RIGHT HAND** .....pg 610



**BORING BAR HOLDER  
LEFT HAND** .....pg 611



**BORING BAR HOLDER  
RIGHT-LEFT HAND**.....pg 612



**DOUBLE BORING  
BAR HOLDER  
RIGHT HAND** .....pg 613



**DOUBLE BORING  
BAR HOLDER  
LEFT HAND** .....pg 613



**OFFSET BORING  
BAR HOLDER  
RIGHT HAND** .....pg 614



**OFFSET BORING  
BAR HOLDER  
LEFT HAND** .....pg 615



**Y AXIS DRILL  
HOLDER** .....pg 616



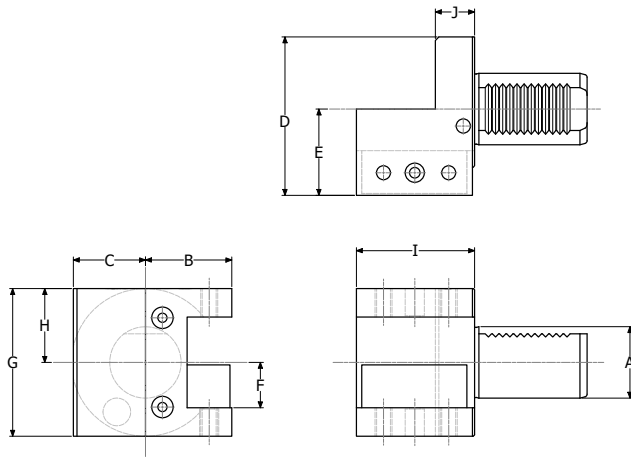
**COLLET CHUCK  
HOLDER** .....pg 616



**DOUBLE COLLET  
CHUCK HOLDER** .....pg 617

# PERIPHERAL VDI **FACING HOLDER RIGHT HAND**

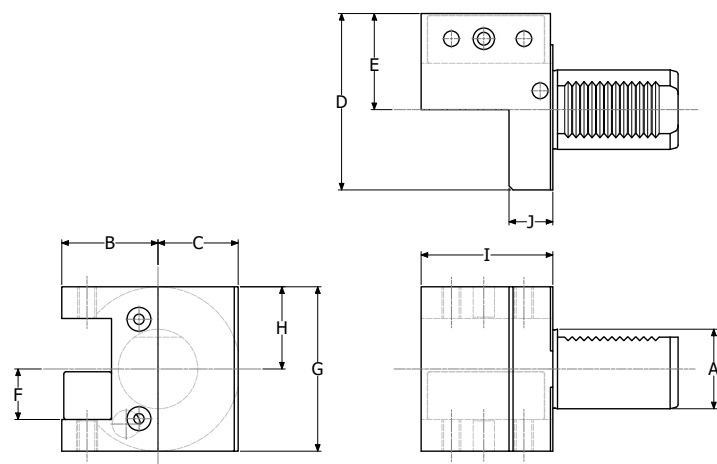
- Precision machined, hardened, and ground
- Black Oxide coating
- Made in the USA



ITEM NUMBER	A	B	C	D	E	F	G	H	I	J
PM31.3020L	30	42	34	76	42	0.7500	70	35	65	22
PM31.3020S	30	42	34	76	42	0.7500	70	35	45	22
PM31.3025L	30	48	34	82	48	1.0000	82	41	65	22
PM31.3025S	30	48	34	82	48	1.0000	82	41	45	22
PM31.4025L	40	50	42.5	92.5	50	1.0000	96	48	85	30
PM31.4025S	40	50	42.5	92.5	50	1.0000	96	48	70	30

## PERIPHERAL VDI **FACING** HOLDER LEFT HAND

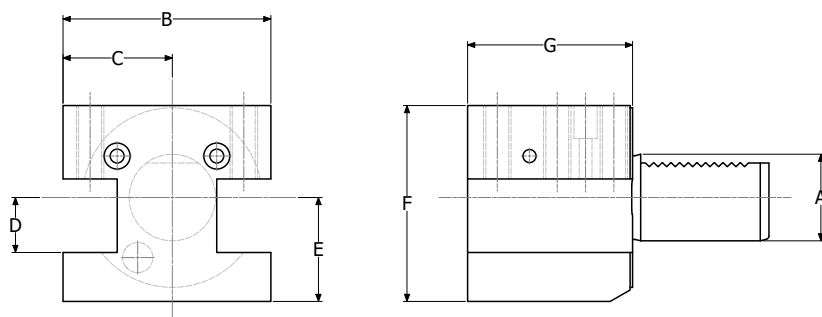
- Precision machined, hardened, and ground
- Black Oxide coating
- Made in the USA



ITEM NUMBER	A	B	C	D	E	F	G	H	I	J
PM32.3020L	30	42	34	76	42	0.7500	70	35	65	22
PM32.3020S	30	42	34	76	42	0.7500	70	35	45	22
PM32.3025L	30	48	34	82	48	1.0000	82	41	65	22
PM32.3025S	30	48	34	82	48	1.0000	82	41	45	22
PM32.4025L	40	50	42.5	92.5	50	1.0000	96	48	85	30
PM32.4025S	40	50	42.5	92.5	50	1.0000	96	48	70	30

## PERIPHERAL VDI **DOUBLE TURNING** HOLDER

- Precision machined, hardened, and ground
- Black Oxide coating
- Made in the USA

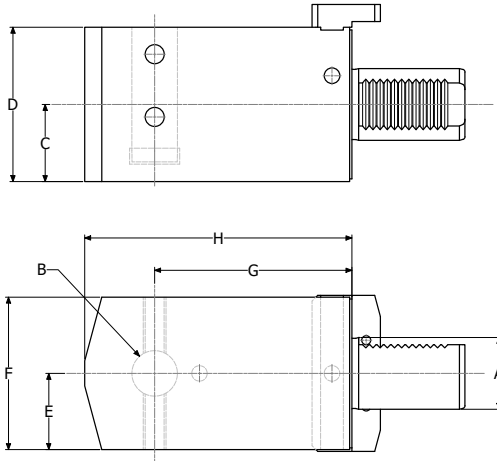


ITEM NUMBER	A	B	C	D	E	F	G
PM41.3020	30	84	42	0.7500	35	75	65
PM41.3025	30	96	48	1.0000	41	76	65
PM.41.4025	40	120	60	1.0000	48	96	85



# PERIPHERAL VDI **BORING BAR HOLDER RIGHT HAND**

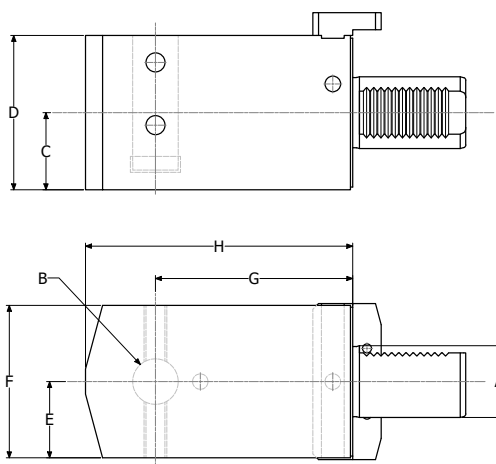
- Precision machined, hardened, and ground
- Black Oxide coating
- Made in the USA



ITEM NUMBER	A	B	C	D	E	F	G	H
PM52.3010RL	30	0.3750	35	70	31	62	88	114
PM52.3010RS	30	0.3750	35	70	31	62	70	95
PM52.3012RL	30	0.5000	35	70	31	62	88	114
PM52.3012RS	30	0.5000	35	70	31	62	70	95
PM52.3016RL	30	0.6250	35	70	31	62	88	114
PM52.3016RS	30	0.6250	35	70	31	62	70	95
PM52.3020RL	30	0.7500	35	70	31	62	88	114
PM52.3020RS	30	0.7500	35	70	31	62	70	95
PM52.3025RL	30	1.0000	35	70	31	62	88	114
PM52.3025RS	30	1.0000	35	70	31	62	70	95
PM52.3032RL	30	1.2500	35	70	31	62	88	114
PM52.3032RS	30	1.2500	35	70	31	62	70	95
PM52.3040RL	30	1.5000	35	70	31	62	88	119
PM52.3040RS	30	1.5000	35	70	31	62	70	100
PM52.4025RL	40	1.0000	43	86	42.5	85	140	179
PM52.4025RS	40	1.0000	43	86	42.5	85	110	149
PM52.4040RL	40	1.5000	43	86	42.5	85	140	179
PM52.4040RS	40	1.5000	43	86	42.5	85	110	149

# PERIPHERAL VDI BORING BAR HOLDER LEFT HAND

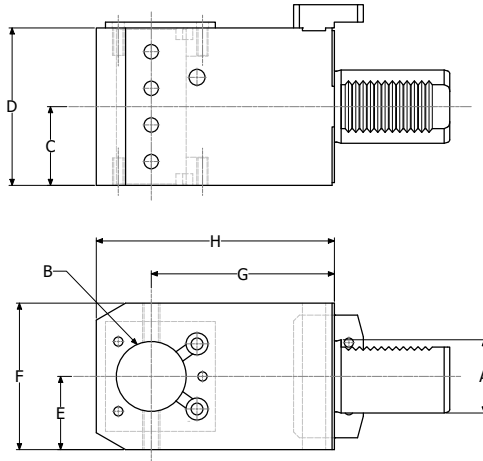
- Precision machined, hardened, and ground
- Black Oxide coating
- Made in the USA



ITEM NUMBER	A	B	C	D	E	F	G	H
PM52.3010LL	30	0.3750	35	70	31	62	88	114
PM52.3010LS	30	0.3750	35	70	31	62	70	95
PM52.3012LL	30	0.5000	35	70	31	62	88	114
PM52.3012LS	30	0.5000	35	70	31	62	70	95
PM52.3016LL	31	0.6250	35	70	31	62	88	114
PM52.3016LS	32	0.6250	35	70	31	62	70	95
PM52.3020LL	30	0.7500	35	70	31	62	88	114
PM52.3020LS	30	0.7500	35	70	31	62	70	95
PM52.3025LL	30	1.0000	35	70	31	62	88	114
PM52.3025LS	30	1.0000	35	70	31	62	70	95
PM52.3032LL	30	1.2500	35	70	31	62	88	114
PM52.3032LS	30	1.2500	35	70	31	62	70	95
PM52.3040LL	30	1.5000	35	70	31	62	88	119
PM52.3040LS	30	1.5000	35	70	31	62	70	100
PM52.4025LL	40	1.0000	43	86	42.5	85	140	179
PM52.4025LS	40	1.0000	43	86	42.5	85	110	149
PM52.4040LL	40	1.5000	43	86	42.5	85	140	179
PM52.4040LS	40	1.5000	43	86	42.5	85	110	149

# PERIPHERAL VDI BORING BAR HOLDER RIGHT/LEFT HAND

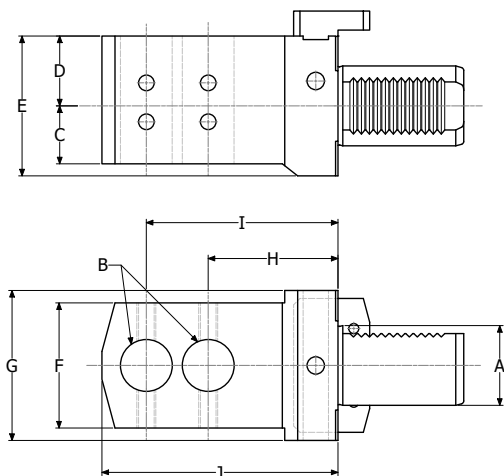
- Precision machined, hardened, and ground
- Black Oxide coating
- Made in the USA



ITEM NUMBER	A	B	C	D	E	F	G	H
PM54.3025	30	1.0000	35	70	32	64	100	125
PM54.3032	30	1.2500	35	70	32	64	100	125
PM54.4020	40	0.7500	43	86	40	80	100	130
PM54.4025	40	1.0000	43	86	40	80	100	130
PM54.4032	40	1.2500	43	86	40	80	100	130
PM54.4032L	40	1.2500	43	86	40	80	120	150
PM54.4040	40	1.5000	43	86	40	80	100	130
PM54.4040L	40	1.5000	43	86	40	80	120	150

## PERIPHERAL VDI DOUBLE BORING BAR HOLDER RIGHT HAND

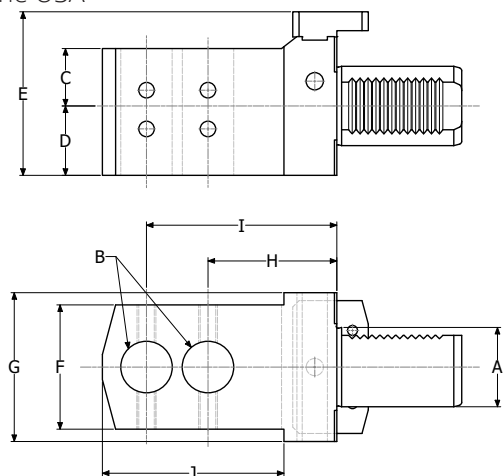
- Precision machined, hardened, and ground
- Black Oxide coating
- Made in the USA



ITEM NUMBER	A	B	C	D	E	F	G	H	I	J
PM91.3020R	30	0.7500	20	35	70	50	62	69	96	112
PM91.3025R	30	1.0000	20	35	70	50	62	69	102	124
PM91.4020R	40	0.7500	20	35	89	62	75	65	96	117
PM91.4025R	40	1.0000	20	35	89	62	75	65	96	117

## PERIPHERAL VDI DOUBLE BORING BAR HOLDER LEFT HAND

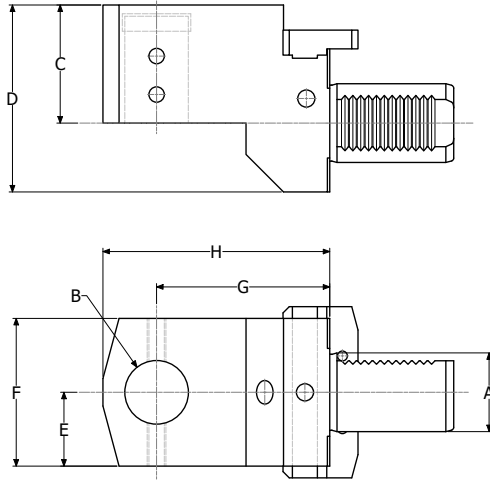
- Precision machined, hardened, and ground
- Black Oxide coating
- Made in the USA



ITEM NUMBER	A	B	C	D	E	F	G	H	I	J
PM91.3020L	30	0.7500	20	35	70	50	62	69	96	112
PM91.3025L	30	1.0000	20	35	70	50	62	69	102	124
PM91.4020L	40	0.7500	20	35	89	62	75	65	96	117
PM91.4025L	40	1.0000	20	35	89	62	75	65	96	117

# PERIPHERAL VDI **OFFSET BORING BAR** **HOLDER RIGHT HAND**

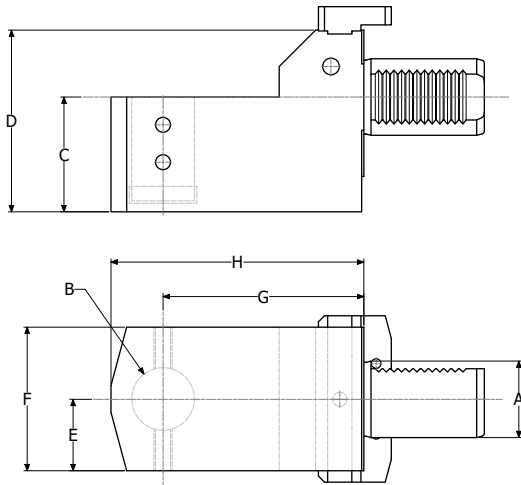
- Precision machined, hardened, and ground
- Black Oxide coating
- Made in the USA



ITEM NUMBER	A	B	C	D	E	F	G	H
PM56.3025RL	30	1.0000	60	95	31	62	88	114
PM56.3025RS	30	1.0000	60	95	31	62	70	96
PM56.3032RL	30	1.2500	60	95	31	62	88	114
PM56.3032RS	30	1.2500	60	95	31	62	70	96
PM56.4025RL	40	1.0000	63	100	42	86	105	135
PM56.4025RS	40	1.0000	63	100	42	86	85	115
PM56.4032RL	40	1.2500	63	100	42	86	105	135
PM56.4032RS	40	1.2500	63	100	42	86	85	115
PM56.4040RL	40	1.5000	63	100	42	86	105	137
PM56.4040RS	40	1.5000	63	100	42	86	85	117

# PERIPHERAL VDI OFFSET BORING BAR HOLDER LEFT HAND


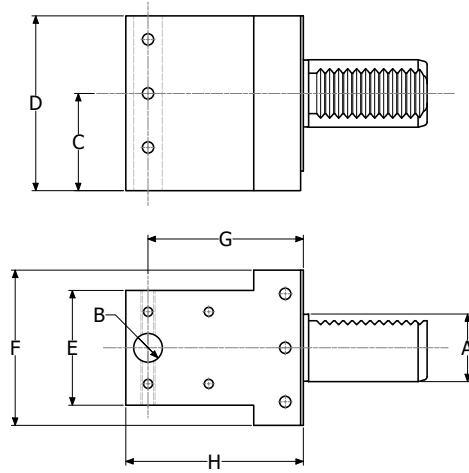
- Precision machined, hardened, and ground
- Black Oxide coating
- Made in the USA



ITEM NUMBER	A	B	C	D	E	F	G	H
PM56.3025LL	30	1.0000	60	95	31	62	88	114
PM56.3025LS	30	1.0000	60	95	31	62	70	96
PM56.3032LL	30	1.2500	60	95	31	62	88	114
PM56.3032LS	30	1.2500	60	95	31	62	70	96
PM56.4025LL	40	1.0000	63	100	42	86	105	135
PM56.4025LS	40	1.0000	63	100	42	86	85	115
PM56.4032LL	40	1.2500	63	100	42	86	105	135
PM56.4032LS	40	1.2500	63	100	42	86	85	115
PM56.4040LL	40	1.5000	63	100	42	86	105	137
PM56.4040LS	40	1.5000	63	100	42	86	85	117

# PERIPHERAL VDI Y AXIS DRILL HOLDER

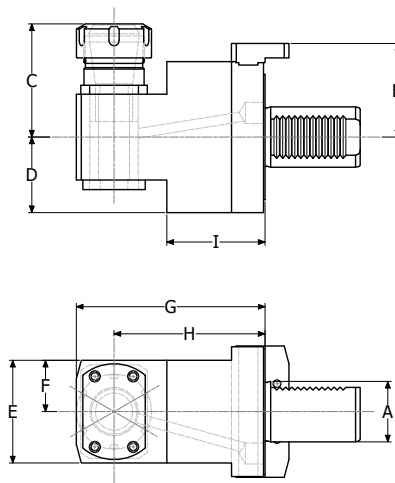
- Precision machined, hardened, and ground
- Black Oxide coating
- Made in the USA



ITEM NUMBER	A	B	C	D	E	F	G	H
PM59.3012D	30	0.5000	35	70	51	69	69	77.7
PM59.4012D	40	0.5000	42.5	85	75	96	78	103

# PERIPHERAL VDI COLLET CHUCK HOLDER ER

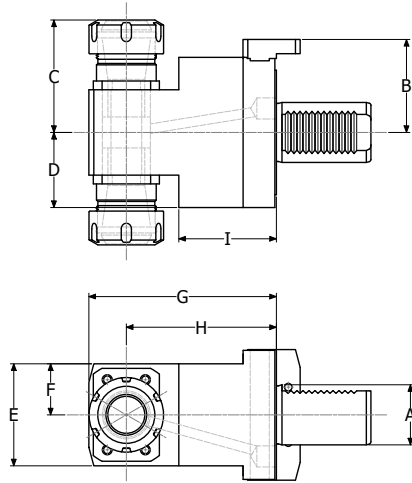
- Precision machined, hardened, and ground
- Black Oxide coating
- Made in the USA



ITEM NUMBER	A	B	C	D	E	F	G	H	I	COLLET TYPE
PM53.3025	30	53	50.5	35	67	33.5	92	70	44	ER25
PM53.3032	30	54	50.5	35	67	33.5	92	70	44	ER32
PM53.4032	40	72	57	42.5	96	48	125	100	65	ER32

# PERIPHERAL VDI **DOUBLE COLLET CHUCK HOLDER**

- Precision machined, hardened, and ground
- Black Oxide coating
- Made in the USA


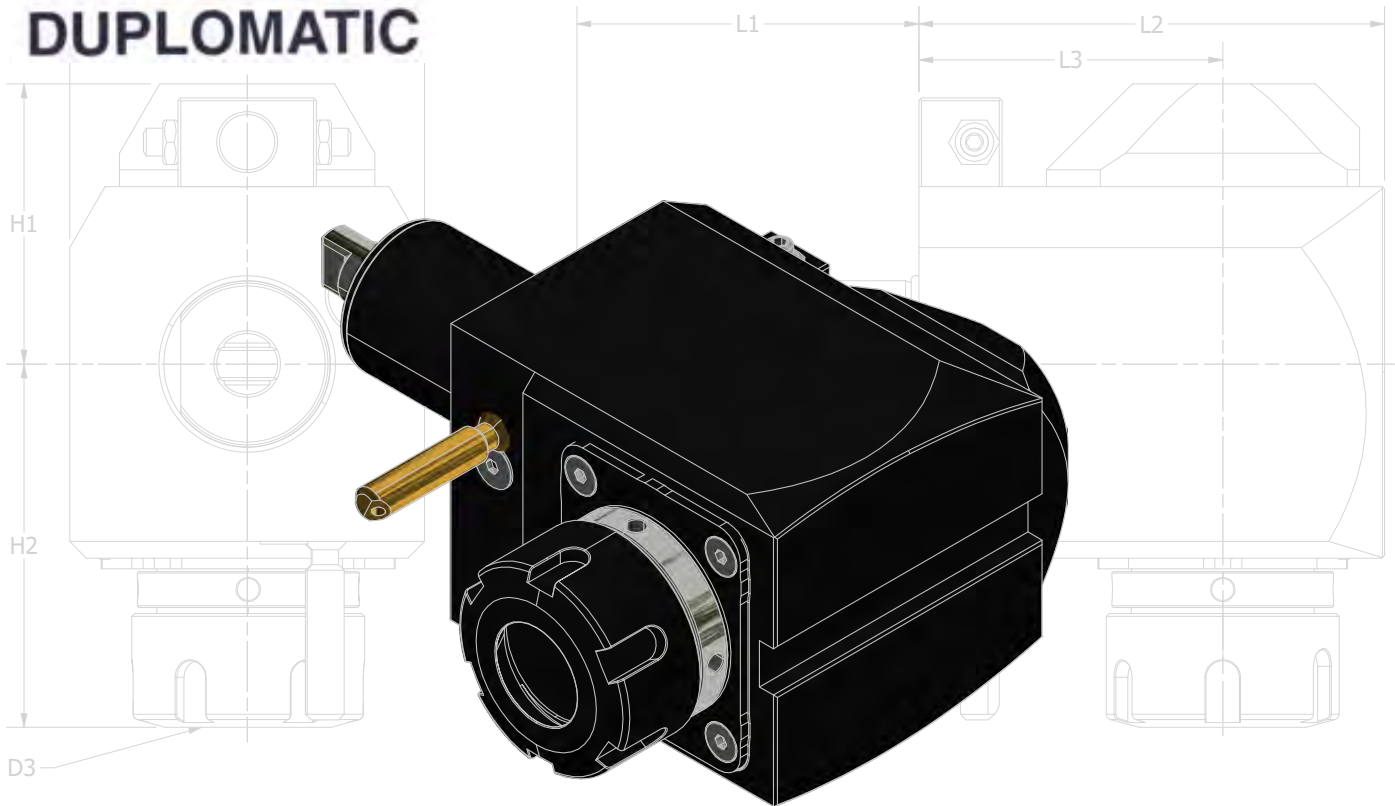


ITEM NUMBER	A	B	C	D	E	F	G	H	I	COLLET TYPE
PM93.3025	30	53	50.5	35	67	33.5	92	70	44	ER25
PM93.3032	30	53	50.5	35	67	33.5	92	70	44	ER32
PM93.4025	40	72	57	42.5	96	48	125	100	65	ER25
PM93.4032	40	72	57	42.5	96	48	125	100	65	ER32





DIPLOMATIC




**STRAIGHT DRILL-MILLING LIVE TOOL** .....pg 620




**OFFSET STRAIGHT DRILL-MILLING LIVE TOOL** .....pg 620




**RIGHT ANGLE DRILL-MILLING LIVE TOOL** .....pg 621



**OFFSET RIGHT ANGLE DRILL-MILLING LIVE TOOL** .....pg 622


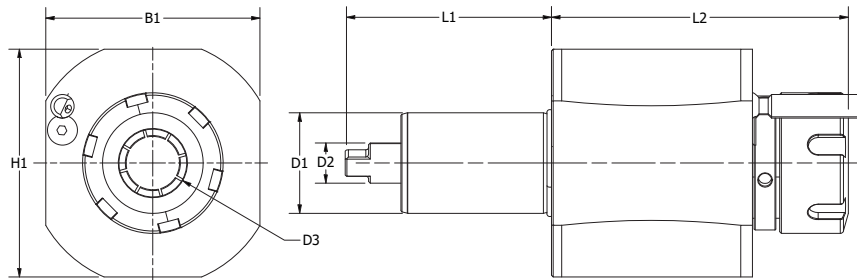


**DOUBLE RIGHT ANGLE DRILL-MILLING LIVE TOOL** .....pg 622



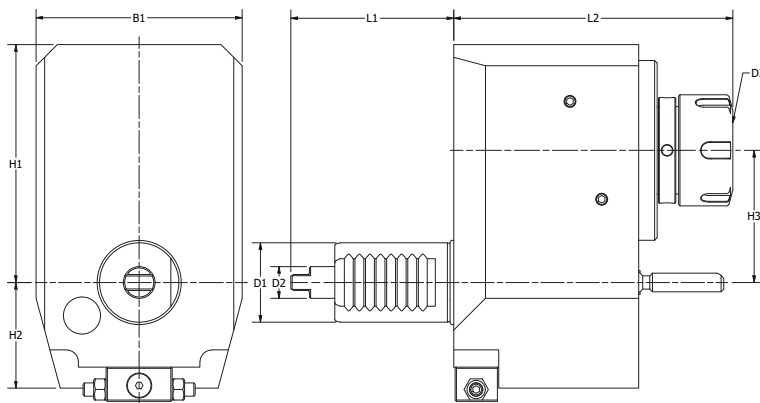
**ADJUSTABLE ANGLE LIVE TOOL** .....pg 623

## VDI DUPLOMATIC (DIN1809) STRAIGHT DRILL-MILLING LIVE TOOL



PART NUMBER	COOLANT	D1	D2	D3	H1	B1	L1	L2	N2 MAX	N1:N2	NM	KG.
DUP1830-ER25-SLT	Ext.	30	12	2-16 ER25	64	64	62	80	6000	1:1	25	2.8
DUP1830-ER25-SLT INT	Int.20 Bar	30	12	2-16 ER 25	64	64	62	80	6000	1:1	25	2.8
DUP1840-ER32-SLT	Ext.	40	18	4-20 ER 32	76	76	72	110	6000	1:1	60	4
DUP1840-ER32-SLT INT	Int.20 Bar	40	18	4-20 ER 32	76	76	72	110	6000	1:1	60	4
DUP1850-ER32-SLT	Ext.	50	24	4-20 ER 32	86	86	92	110	6000	1:1	80	4.8
DUP1850-ER32-SLT INT	Int.20 Bar	50	24	4-20 ER 32	86	86	92	110	6000	1:1	80	4.8
DUP1850-ER40-SLT	Ext.	50	24	6-26 ER40	86	86	92	123	4500	1:1	80	4.9
DUP1850-ER40-SLT INT	Int.20 Bar	50	24	6-26 ER40	86	86	92	123	4500	1:1	80	4.9

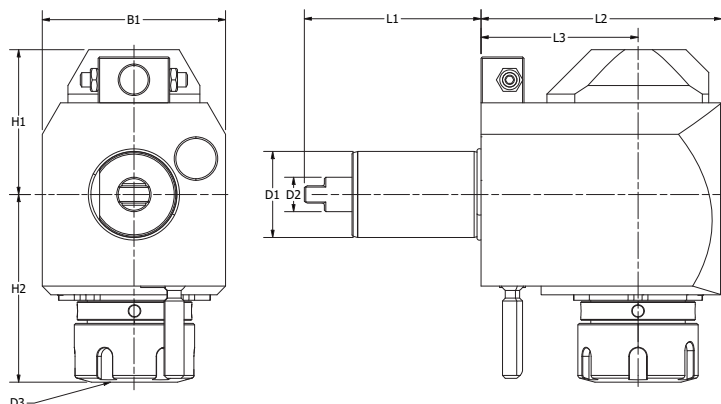
## VDI DUPLOMATIC (DIN1809) OFFSET STRAIGHT DRILL-MILLING LIVE TOOL



PART NUMBER	COOLANT	D1	D2	D3	H1	H2	H3	B1	L1	L2	N2 MAX	N1:N2	NM	KG.
DUP1830-ER20-SLT-R-OS	Ext.	30	12	1-13 ER20	73.5	40	44	64	62	110	6000	1:1	25	3.5
DUP1830-ER20-SLT-L-OS	Ext.	30	12	1-13 ER20	73.5	40	44	64	62	110	6000	1:1	25	3.5
DUP1840-ER32-SLT-R-OS	Ext.	40	18	4-20 ER32	90	40	50	75	72	120	6000	1:1	50	4.5
DUP1840-ER32-SLT-L-OS	Ext.	40	18	4-20 ER32	90	40	50	75	72	120	6000	1:1	50	4.5
DUP1850-ER32-SLT-R-OS	Ext.	50	24	4-20 ER32	130	42.5	50	100	92	120	4500	1:1	50	7.8
DUP1850-ER32-SLT-L-OS	Ext.	50	24	4-20 ER32	130	42.5	50	100	92	120	4500	1:1	50	7.8


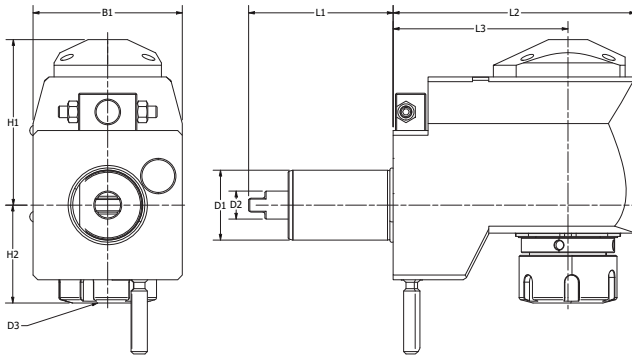
# VDI DUPLOMATIC (DIN1809)

## RIGHT ANGLE DRILL-MILLING LIVE TOOL




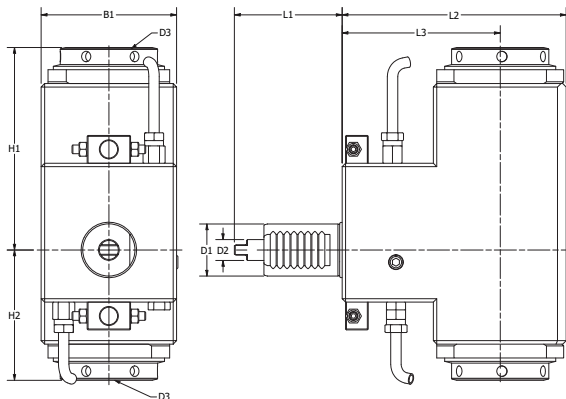
PART NUMBER	COOLANT	D1	D2	D3	H1	H2	B1	L1	L2	L3	N2 MAX	N1:N2	NM	KG.
DUP1830-ER25-RA-R	Ext.	30	12	1-16 ER25	50.5	95	64	62	102	53	6000	1:1	25	3.8
DUP1830-ER25-RA-R INT	Int. 20 Bar	30	12	1-16 ER25	50.5	95	64	62	102	53	6000	1:1	25	3.8
DUP1830-ER25-RA-L	Ext.	30	12	1-16 ER25	50.5	95	64	62	102	53	6000	1:1	25	3.8
DUP1830-ER25-RA-L INT	Int. 20 Bar	30	12	1-16 ER25	50.5	95	64	62	102	53	6000	1:1	25	3.8
DUP1840-ER32-RA-R	Ext.	40	18	4-20 ER32	59	98	75	72	109	64	6000	1:1	50	6
DUP1840-ER32-RA-R INT	Int. 20 Bar	40	18	4-20 ER32	59	98	75	72	109	64	6000	1:1	50	6
DUP1840-ER32-RA-L	Ext.	40	18	4-20 ER32	59	98	75	72	109	64	6000	1:1	50	6
DUP1840-ER32-RA-L INT	Int. 20 Bar	40	18	4-20 ER32	59	98	75	72	109	64	6000	1:1	50	6
DUP1850-ER32-RA-R	Ext.	50	24	4-20 ER32	64	98	100	92	109	64	6000	1:1	50	6.8
DUP1850-ER32-RA-R INT	Int. 20 Bar	50	24	4-20 ER32	64	98	100	92	109	64	6000	1:1	50	6.8
DUP1850-ER32-RA-L	Ext.	50	24	4-W ER32	64	98	100	92	109	64	6000	1:1	50	6.8
DUP1850-ER32-RA-L INT	Int. 20 Bar	50	24	4-20 ER32	64	98	100	92	109	64	6000	1:1	50	6.8
DUP1850-ER40-RA-R	Ext.	50	24	6-26 ER40	64	100	100	92	109	64	4500	1:1	50	7
DUP1850-ER40-RA-R INT	Int. 20 Bar	50	24	6-26 ER40	64	100	100	92	109	64	4500	1:1	50	7
DUP1850-ER40-RA-L	Ext.	50	24	6-26 ER40	64	100	100	92	109	64	4500	1:1	50	7
DUP1850-ER40-RA-L INT	Int. 20 Bar	50	24	6-26 ER40	64	100	100	92	109	64	4500	1:1	50	7

# VDI DUPLOMATIC (DIN1809) OFFSET RIGHT ANGLE DRILL-MILLING LIVE TOOL




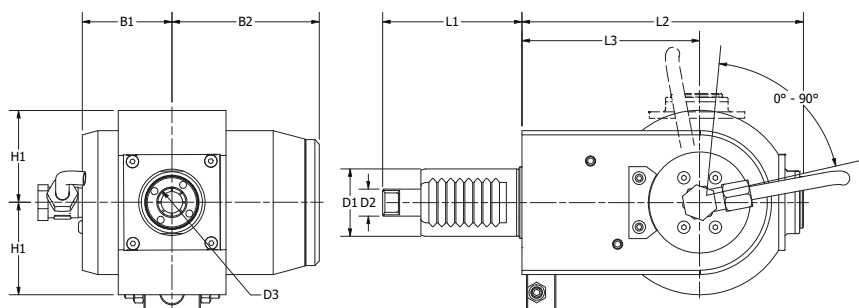
PART NUMBER	COOLANT	D1	D2	D3	H1	H2	B1	L1	L2	L3	N2 MAX	N1:N2	NM	KG.
DUP1830-ER25-RA-R-RS	Ext.	30	12	2-16 ER25	73.5	50	64	62	106	70	6000	1:1	25	5
DUP1830-ER25-RA-R-RS INT	Int. 20 Bar	30	12	2-16 ER25	73.5	50	64	62	106	70	6000	1:1	25	5
DUP1830-ER25-RA-L-RS	Ext.	30	12	2-16 ER25	73.5	50	64	62	106	70	6000	1:1	25	5
DUP1830-ER25-RA-L-RS INT	Int. 20 Bar	30	12	2-16 ER25	73.5	50	64	62	106	70	6000	1:1	25	5
DUP1840-ER32-RA-R-RS	Ext.	40	18	4-20 ER32	92	40	75	72	130	86	6000	1:1	50	6.5
DUP1840-ER32-RA-R-RS INT	Int. 20 Bar	40	18	4-20 ER32	92	40	75	72	130	86	6000	1:1	50	6.5
DUP1840-ER32-RA-L-RS	Ext.	40	18	4-20 ER32	92	40	75	72	130	86	6000	1:1	50	6.5
DUP1840-ER32-RA-L-RS INT	Int. 20 Bar	40	18	4-20 ER32	92	40	75	72	130	86	6000	1:1	50	6.5
DUP1850-ER32-RA-R-RS	Ext.	50	24	4-20 ER32	115	40	100	92	130	86	6000	1:1	50	8.2
DUP1850-ER32-RA-R-RS INT	Int. 20 Bar	50	24	4-20 ER32	115	40	100	92	130	86	6000	1:1	50	8.2
DUP1850-ER32-RA-L-RS	Ext.	50	24	4-20 ER32	115	40	100	92	130	86	6000	1:1	50	8.2
DUP1850-ER32-RA-L-RS INT	Int. 20 Bar	50	24	4-20 ER32	115	40	100	92	130	86	6000	1:1	50	8.2
DUP1850-ER40-RA-R-RS	Ext.	50	24	6-26 ER40	115	45	100	92	140	100	4500	1:1	50	9
DUP1850-ER40-RA-R-RS INT	Int. 20 Bar	50	24	6-26 ER40	115	45	100	92	140	100	4500	1:1	50	9
DUP1850-ER40-RA-L-RS	Ext.	50	24	6-26 ER40	115	45	100	92	140	100	4500	1:1	50	9
DUP1850-ER40-RA-L-RS INT	Int. 20 Bar	50	24	6-26 ER40	115	45	100	92	140	100	4500	1:1	50	9

# VDI DUPLOMATIC (DIN1809) DOUBLE RIGHT ANGLE DRILL-MILLING LIVE TOOL



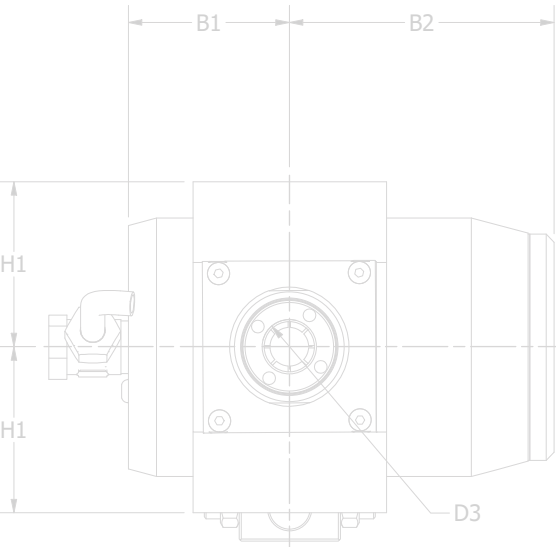



PART NUMBER	COOLANT	D1	D2	D3	H1	H2	B1	L1	L2	L3	N2 MAX	N1:N2	NM
DUP1830-ER25-RA2	Ext.	30	12	1-16 ER25	81	64	64	62	119	85	6000	1:1	25
DUP1840-ER32-RA2	Ext.	40	18	4-20 ER32	100	76	75	72	127	100	6000	1:1	50
DUP1850-ER40-RA2	Ext.	50	24	6-26 ER40	106	93	100	92	183	140	6000	1:1	100


# VDI DUPLOMATIC (DIN1809) ADJUSTABLE ANGLE LIVE TOOL



PART NUMBER	COOLANT	D1	D2	D3	H1	B1	B2	L1	L2	L3	N2 MAX	N1:N2	NM	KG
DUP1830-ER16-ADJ90-R	Ext.	30	12	1-10 ER16	46	40	66	62	115	75	6000	1:1	10	4.5
DUP1830-ER16-ADJ90-R INT	Int. 20 Bar	30	12	1-10 ER16	46	40	66	62	115	75	6000	1:1	10	4.5
DUP1830-ER16-ADJ90-L	Ext.	30	12	1-10 ER16	46	40	66	62	115	75	6000	1:1	10	4.5
DUP1830-ER16-ADJ90-L INT	Int. 20 Bar	30	12	1-10 ER16	46	40	66	62	115	75	6000	1:1	10	4.5
DUP1840-ER25-ADJ90-R	Ext.	40	18	1-16 ER25	58	40	66	72	140	85	6000	1:1	25	6.8
DUP1840-ER25-ADJ90-R INT	Int. 20 Bar	40	18	1-16 ER25	58	40	66	72	140	85	6000	1:1	25	6.8
DUP1840-ER25-ADJ90-L	Ext.	40	18	1-16 ER25	58	40	66	72	140	85	6000	1:1	25	6.8
DUP1840-ER25-ADJ90-L INT	Int. 20 Bar	40	18	1-16 ER25	58	40	66	72	140	85	6000	1:1	25	6.8
DUP1850-ER25-ADJ90-R	Ext.	50	24	1-16 ER25	58	40	66	92	140	85	6000	1:1	25	7.2
DUP1850-ER25-ADJ90-R INT	Int. 20 Bar	50	24	1-16 ER25	58	40	66	92	140	85	6000	1:1	25	7.2
DUP1850-ER25-ADJ90-L	Ext.	50	24	1-16 ER25	58	40	66	92	140	85	6000	1:1	25	7.2
DUP1850-ER25-ADJ90-L INT	Int. 20 Bar	50	24	1-16 ER25	58	40	66	92	140	85	6000	1:1	25	7.2




**STRAIGHT DRILL-MILLING  
LIVE TOOL** .....pg 626



**OFFSET STRAIGHT DRILL-MILLING  
LIVE TOOL** .....pg 626




**RIGHT ANGLE DRILL-MILLING  
LIVE TOOL** .....pg 627



**OFFSET RIGHT ANGLE  
DRILL-MILLING LIVE TOOL** .....pg 628




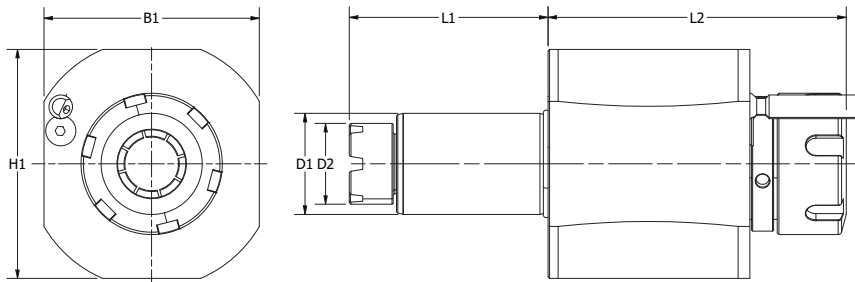
**DOUBLE RIGHT ANGLE  
DRILL-MILLING LIVE TOOL** .....pg 628



**ADJUSTABLE ANGLE  
LIVE TOOL** .....pg 629

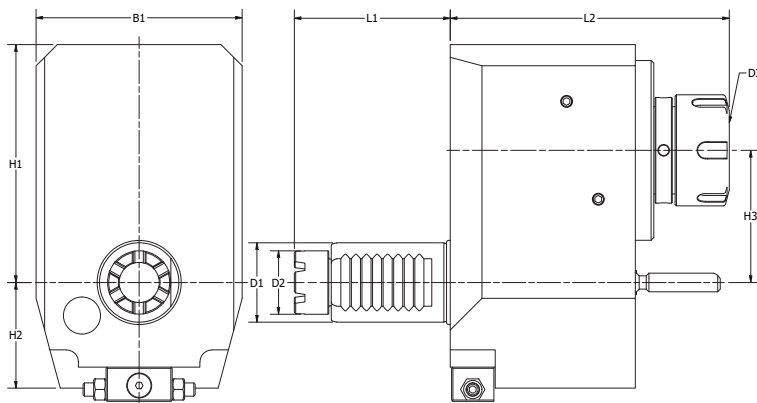


# VDI BARUFFALDI STRAIGHT DRILL-MILLING LIVE TOOL




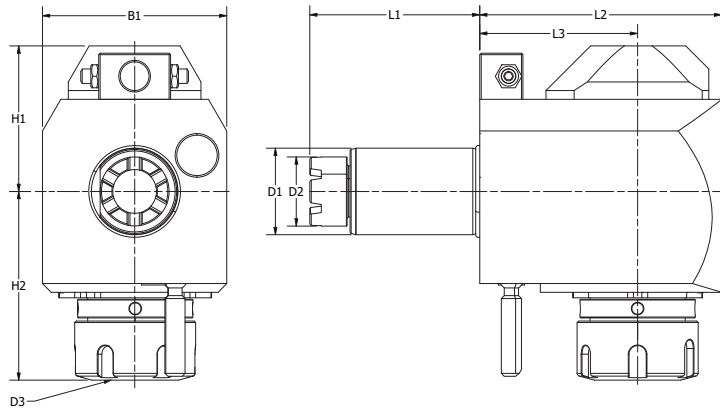
PART NUMBER	COOLANT	D1	D2	D3	H1	B1	L1	L2	N2 MAX	N1:N2	NM	KG
BAF30-ER25-SLT	Ext.	30	24	2-16 ER25	64	64	59	80	6000	1:1	25	2.8
BAF30-ER25-SLT INT	Int.20 Bar	30	24	2-16 ER 25	64	64	59	80	6000	1:1	25	2.8
BAF40-ER32-SLT	Ext.	40	32	4-20 ER 32	76	76	68	110	6000	1:1	60	4
BAF40-ER32-SLT INT	Int.20 Bar	40	32	4-20 ER 32	76	76	68	110	6000	1:1	60	4
BAF50-ER32-SLT	Ext.	50	40	4-20 ER 32	86	86	84	110	6000	1:1	80	4.8
BAF50-ER32-SLT INT	Int.20 Bar	50	40	4-20 ER 32	86	86	84	110	6000	1:1	80	4.8
BAF50-ER40-SLT	Ext.	50	40	6-26 ER40	86	86	84	123	4500	1:1	80	4.9
BAF50-ER40-SLT INT	Int.20 Bar	50	40	6-26 ER40	86	86	84	123	4500	1:1	80	4.9

# VDI BARUFFALDI OFFSET STRAIGHT DRILL-MILLING LIVE TOOL



SA8030-ER25-SLT	EXT.	30	16	2-16 ER25	64	64	67	80	6000	1:1	25	2.8	NM	KG
BAF30-ER20-SLT-R-OS	Ext.	30	24	1-13 ER20	73.5	40	44	64	59	110	6000	1:1	25	3.5
BAF30-ER20-SLT-L-OS	Ext.	30	24	1-13 ER20	73.5	40	44	64	59	110	6000	1:1	25	3.5
BAF40-ER32-SLT-R-OS	Ext.	40	32	4-20 ER32	90	40	50	75	68	120	6000	1:1	50	4.5
BAF40-ER32-SLT-L-OS	Ext.	40	32	4-20 ER32	90	40	50	75	68	120	6000	1:1	50	4.5
BAF50-ER32-SLT-R-OS	Ext.	50	40	4-20 ER32	130	42.5	50	100	84	120	4500	1:1	50	7.8
BAF50-ER32-SLT-L-OS	Ext.	50	40	4-20 ER32	130	42.5	50	100	84	120	4500	1:1	50	7.8


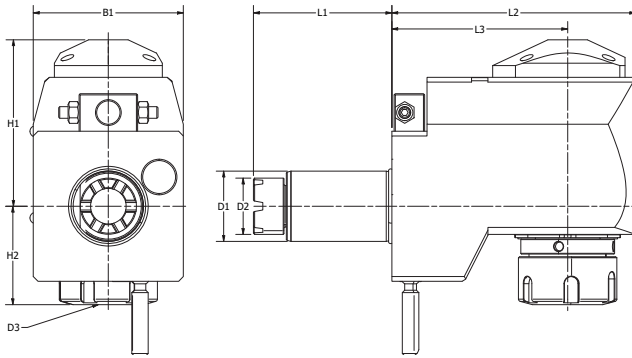
# VDI BARUFFALDI RIGHT ANGLE DRILL-MILLING LIVE TOOL



PART NUMBER	COOLANT	D1	D2	D3	H1	H2	B1	L1	L2	L3	N2 MAX	N1:N2	NM	KG
BAF30-ER25-RA-R	Ext.	30	24	1-16 ER25	50.5	95	64	59	102	53	6000	1:1	25	3.8
BAF30-ER25-RA-R INT	Int. 20 Bar	30	24	1-16 ER25	50.5	95	64	59	102	53	6000	1:1	25	3.8
BAF30-ER25-RA-L	Ext.	30	24	1-16 ER25	50.5	95	64	59	102	53	6000	1:1	25	3.8
BAF30-ER25-RA-L INT	Int. 20 Bar	30	24	1-16 ER25	50.5	95	64	59	102	53	6000	1:1	25	3.8
BAF40-ER32-RA-R	Ext.	40	32	4-20 ER32	59	98	75	68	109	64	6000	1:1	50	6
BAF40-ER32-RA-R INT	Int. 20 Bar	40	32	4-20 ER32	59	98	75	68	109	64	6000	1:1	50	6
BAF40-ER32-RA-L	Ext.	40	32	4-20 ER32	59	98	75	68	109	64	6000	1:1	50	6
BAF40-ER32-RA-L INT	Int. 20 Bar	40	32	4-20 ER32	59	98	75	68	109	64	6000	1:1	50	6
BAF50-ER32-RA-R	Ext.	50	40	4-20 ER32	64	98	100	84	109	64	6000	1:1	50	6.8
BAF50-ER32-RA-R INT	Int. 20 Bar	50	40	4-20 ER32	64	98	100	84	109	64	6000	1:1	50	6.8
BAF50-ER32-RA-L	Ext.	50	40	4-W ER32	64	98	100	84	109	64	6000	1:1	50	6.8
BAF50-ER32-RA-L INT	Int. 20 Bar	50	40	4-20 ER32	64	98	100	84	109	64	6000	1:1	50	6.8
BAF50-ER40-RA-R	Ext.	50	40	6-26 ER40	64	100	100	84	109	64	4500	1:1	50	7
BAF50-ER40-RA-R INT	Int. 20 Bar	50	40	6-26 ER40	64	100	100	84	109	64	4500	1:1	50	7
BAF50-ER40-RA-L	Ext.	50	40	6-26 ER40	64	100	100	84	109	64	4500	1:1	50	7
BAF50-ER40-RA-L INT	Int. 20 Bar	50	40	6-26 ER40	64	100	100	84	109	64	4500	1:1	50	7


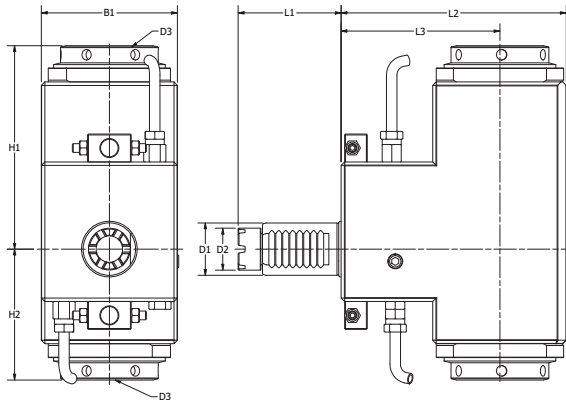


# VDI BARUFFALDI OFFSET RIGHT ANGLE DRILL-MILLING LIVE TOOL



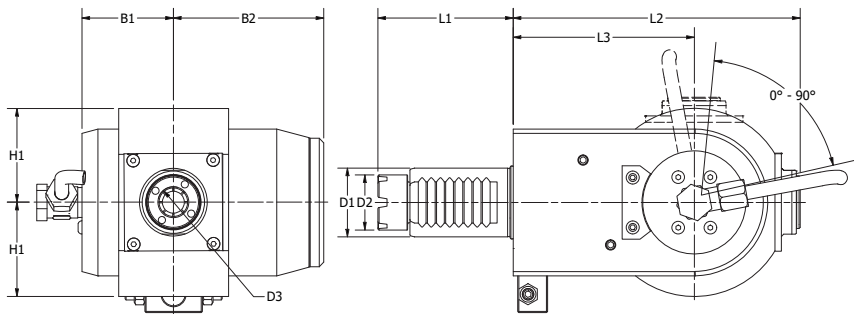
PART NUMBER	COOLANT	D1	D2	D3	H1	H2	B1	L1	L2	L3	N2 MAX	N1:N2	NM	KG
BAF30-ER25-RA-R-RS	Ext.	30	24	2-16 ER25	73.5	50	64	59	106	70	6000	1:1	25	5
BAF30-ER25-RA-R-RS INT	Int. 20 Bar	30	24	2-16 ER25	73.5	50	64	59	106	70	6000	1:1	25	5
BAF30-ER25-RA-L-RS	Ext.	30	24	2-16 ER25	73.5	50	64	59	106	70	6000	1:1	25	5
BAF30-ER25-RA-L-RS INT	Int. 20 Bar	30	24	2-16 ER25	73.5	50	64	59	106	70	6000	1:1	25	5
BAF40-ER32-RA-R-RS	Ext.	40	32	4-20 ER32	92	40	75	68	130	86	6000	1:1	50	6.5
BAF40-ER32-RA-R-RS INT	Int. 20 Bar	40	32	4-20 ER32	92	40	75	68	130	86	6000	1:1	50	6.5
BAF40-ER32-RA-L-RS	Ext.	40	32	4-20 ER32	92	40	75	68	130	86	6000	1:1	50	6.5
BAF40-ER32-RA-L-RS INT	Int. 20 Bar	40	32	4-20 ER32	92	40	75	68	130	86	6000	1:1	50	6.5
BAF50-ER32-RAS-R-RS	Ext.	50	40	4-20 ER32	115	40	100	84	130	86	6000	1:1	50	8.2
BAF50-ER32-RAS-R-RS INT	Int. 20 Bar	50	40	4-20 ER32	115	40	100	84	130	86	6000	1:1	50	8.2
BAF50-ER32-RAS-L-RS	Ext.	50	40	4-20 ER32	115	40	100	84	130	86	6000	1:1	50	8.2
BAF50-ER32-RAS-L-RS INT	Int. 20 Bar	50	40	4-20 ER32	115	40	100	84	130	86	6000	1:1	50	8.2
BAF50-ER40-RA-R-RS	Ext.	50	40	6-26 ER40	115	45	100	84	140	100	4500	1:1	50	9
BAF50-ER40-RA-R-RS INT	Int. 20 Bar	50	40	6-26 ER40	115	45	100	84	140	100	4500	1:1	50	9
BAF50-ER40-RA-L-RS	Ext.	50	40	6-26 ER40	115	45	100	84	140	100	4500	1:1	50	9
BAF50-ER40-RA-L-RS INT	Int. 20 Bar	50	40	6-26 ER40	115	45	100	84	140	100	4500	1:1	50	9

# VDI BARUFFALDI DOUBLE RIGHT ANGLE DRILL-MILLING LIVE TOOL



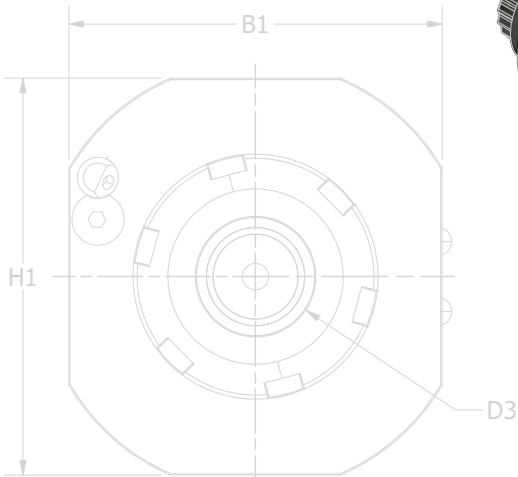
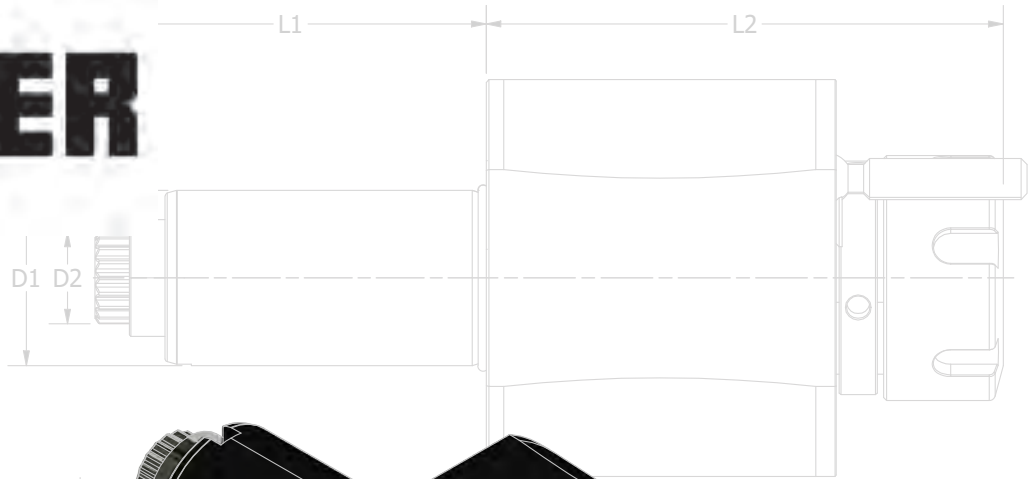


PART NUMBER	COOLANT	D1	D2	D3	H1	H2	B1	L1	L2	L3	N2 MAX	N1:N2	NM
BAF30-ER25-RA2	Ext.	30	24	1-16 ER25	81	64	64	59	119	85	6000	1:1	25
BAF40-ER32-RA2	Ext.	40	32	4-20 ER32	100	76	75	68	127	100	6000	1:1	50
BAF50-ER40-RA2	Ext.	50	40	6-26 ER40	106	93	100	84	183	140	6000	1:1	100

# VDI BARUFFALDI ADJUSTABLE ANGLE LIVE TOOL



PART NUMBER	COOLANT	D1	D2	D3	H1	B1	B2	L1	L2	L3	N2 MAX	N1:N2	NM	KG
BAF30-ER16-ADJ90-R	Ext.	30	24	1-10 ER16	46	40	66	59	115	75	6000	1:1	10	4.5
BAF30-ER16-ADJ90-R INT	Int. 20 Bar	30	24	1-10 ER16	46	40	66	59	115	75	6000	1:1	10	4.5
BAF30-ER16-ADJ90-L	Ext.	30	24	1-10 ER16	46	40	66	59	115	75	6000	1:1	10	4.5
BAF30-ER16-ADJ90-L INT	Int. 20 Bar	30	24	1-10 ER16	46	40	66	59	115	75	6000	1:1	10	4.5
BAF40-ER25-ADJ90-R	Ext.	40	32	1-16 ER25	58	40	66	68	140	85	6000	1:1	25	6.8
BAF40-ER25-ADJ90-R INT	Int. 20 Bar	40	32	1-16 ER25	58	40	66	68	140	85	6000	1:1	25	6.8
BAF40-ER25-ADJ90-L	Ext.	40	32	1-16 ER25	58	40	66	68	140	85	6000	1:1	25	6.8
BAF40-ER25-ADJ90-L INT	Int. 20 Bar	40	32	1-16 ER25	58	40	66	68	140	85	6000	1:1	25	6.8
BAF50-ER25-ADJ90-R	Ext.	50	40	1-16 ER25	58	40	66	84	140	85	6000	1:1	25	7.2
BAF50-ER25-ADJ90-R INT	Int. 20 Bar	50	40	1-16 ER25	58	40	66	84	140	85	6000	1:1	25	7.2
BAF50-ER25-ADJ90-L	Ext.	50	40	1-16 ER25	58	40	66	84	140	85	6000	1:1	25	7.2
BAF50-ER25-ADJ90-L INT	Int. 20 Bar	50	40	1-16 ER25	58	40	66	84	140	85	6000	1:1	25	7.2




**STRAIGHT DRILL-MILLING  
LIVE TOOL** .....pg 632




**OFFSET STRAIGHT DRILL-MILLING  
LIVE TOOL** .....pg 632




**RIGHT ANGLE DRILL-MILLING  
LIVE TOOL** .....pg 633



**OFFSET RIGHT ANGLE  
DRILL-MILLING LIVE TOOL** .....pg 634


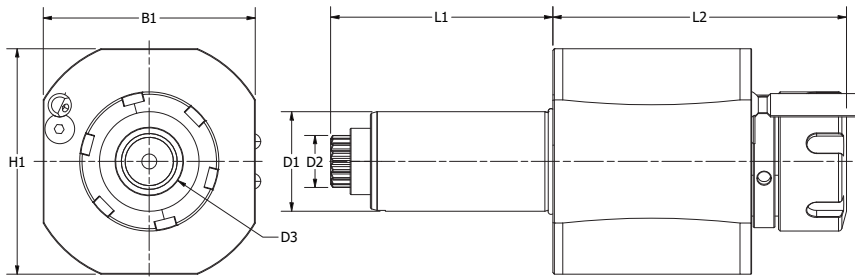


**DOUBLE RIGHT ANGLE  
DRILL-MILLING LIVE TOOL** .....pg 634



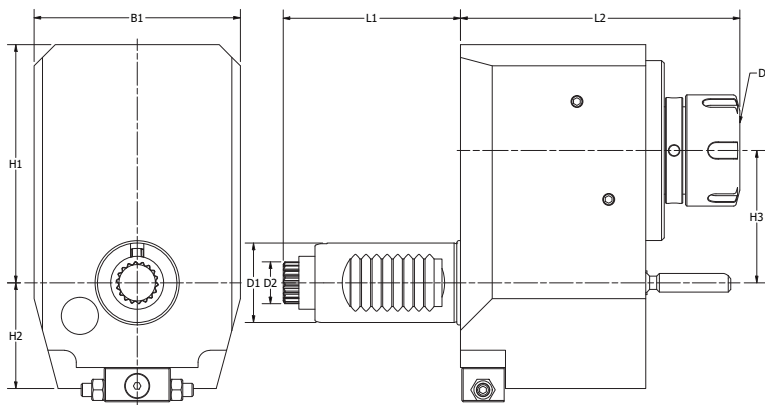
**ADJUSTABLE ANGLE  
LIVE TOOL** .....pg 635

## VDI SAUTER (DIN5480) STRAIGHT DRILL-MILLING LIVE TOOL




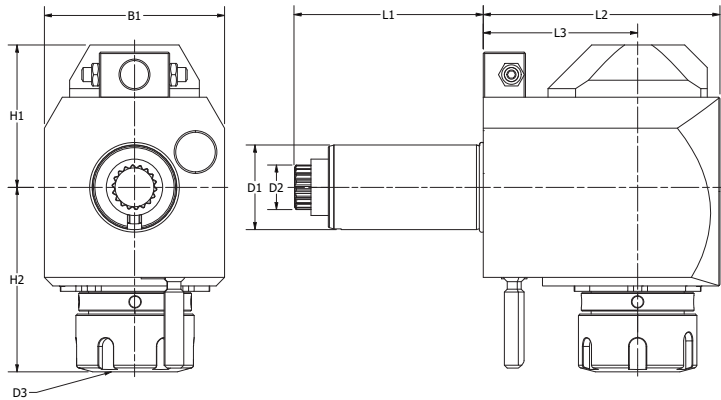
PART NUMBER	COOLANT	D1	D2	D3	H1	B1	L1	L2	N2 MAX	N1:N2	NM	KG
SA8030-ER25-SLT	Ext.	30	16	2-16 ER25	64	64	67	80	6000	1:1	25	2.8
SA8030-ER25-SLT INT	Int.20 Bar	30	16	2-16 ER 25	64	64	67	80	6000	1:1	25	2.8
SA8040-ER32-SLT	Ext.	40	20	4-20 ER 32	76	76	75	110	6000	1:1	60	4
SA8040-ER32-SLT INT	Int.20 Bar	40	20	4-20 ER 32	76	76	75	110	6000	1:1	60	4
SA8050-ER32-SLT	Ext.	50	24	4-20 ER 32	86	86	93	110	6000	1:1	80	4.8
SA8050-ER32-SLT INT	Int.20 Bar	50	24	4-20 ER 32	86	86	93	110	6000	1:1	80	4.8
SA8050-ER40-SLT	Ext.	50	24	6-26 ER40	86	86	93	123	4500	1:1	80	4.9
SA8050-ER40-SLT INT	Int.20 Bar	50	24	6-26 ER40	86	86	93	123	4500	1:1	80	4.9

## VDI SAUTER (DIN5480) OFFSET STRAIGHT DRILL-MILLING LIVE TOOL




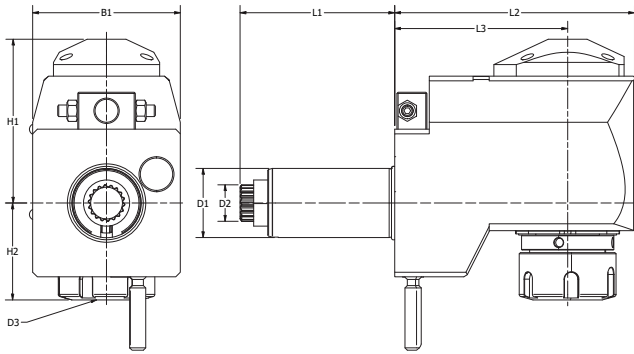
PART NUMBER	COOLANT	D1	D2	D3	H1	H2	H3	B1	L1	L2	N2 MAX	N1:N2	NM	KG
SA8030-ER20-SLT-R-OS	Ext.	30	16	1-13 ER20	73.5	40	44	64	67	110	6000	1:1	25	3.5
SA8030-ER20-SLT-L-OS	Ext.	30	16	1-13 ER20	73.5	40	44	64	67	110	6000	1:1	25	3.5
SA8040-ER32-SLT-R-OS	Ext.	40	20	4-20 ER32	90	40	50	75	75	120	6000	1:1	50	4.5
SA8040-ER32-SLT-L-OS	Ext.	40	20	4-20 ER32	90	40	50	75	75	120	6000	1:1	50	4.5
SA8050-ER32-SLT-R-OS	Ext.	50	24	4-20 ER32	130	42.5	50	100	93	120	4500	1:1	50	7.8
SA8050-ER32-SLT-L-OS	Ext.	50	24	4-20 ER32	130	42.5	50	100	93	120	4500	1:1	50	7.8

# VDI SAUTER (DIN5480) RIGHT ANGLE DRILL-MILLING LIVE TOOL




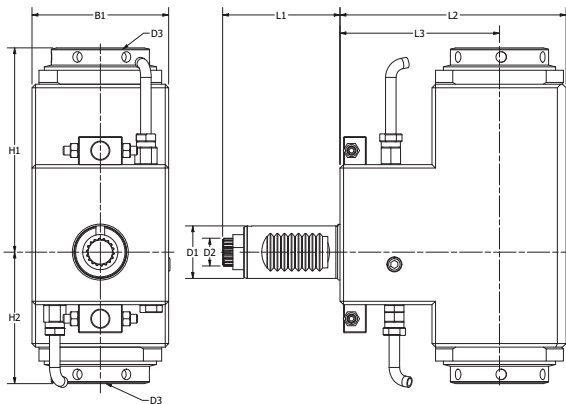
PART NUMBER	COOLANT	D1	D2	D3	H1	H2	B1	L1	L2	L3	N2 MAX	N1:N2	NM	KG
SA8030-ER25-RA-R	Ext.	30	16	1-16 ER25	50.5	95	64	67	102	53	6000	1:1	25	3.8
SA8030-ER25-RA-R INT	Int. 20 Bar	30	16	1-16 ER25	50.5	95	64	67	102	53	6000	1:1	25	3.8
SA8030-ER25-RA-L	Ext.	30	16	1-16 ER25	50.5	95	64	67	102	53	6000	1:1	25	3.8
SA8030-ER25-RA-L INT	Int. 20 Bar	30	16	1-16 ER25	50.5	95	64	67	102	53	6000	1:1	25	3.8
SA8040-ER32-RA-R	Ext.	40	20	4-20 ER32	59	98	75	75	109	64	6000	1:1	50	6
SA8040-ER32-RA-R INT	Int. 20 Bar	40	20	4-20 ER32	59	98	75	75	109	64	6000	1:1	50	6
SA8040-ER32-RA-L	Ext.	40	20	4-20 ER32	59	98	75	75	109	64	6000	1:1	50	6
SA8040-ER32-RA-L INT	Int. 20 Bar	40	20	4-20 ER32	59	98	75	75	109	64	6000	1:1	50	6
SA8050-ER32-RA-R	Ext.	50	24	4-20 ER32	64	98	100	93	109	64	6000	1:1	50	6.8
SA8050-ER32-RA-R INT	Int. 20 Bar	50	24	4-20 ER32	64	98	100	93	109	64	6000	1:1	50	6.8
SA8050-ER32-RA-L	Ext.	50	24	4-W ER32	64	98	100	93	109	64	6000	1:1	50	6.8
SA8050-ER32-RA-L INT	Int. 20 Bar	50	24	4-20 ER32	64	98	100	93	109	64	6000	1:1	50	6.8
SA8050-ER40-RA-R	Ext.	50	24	6-26 ER40	64	100	100	93	109	64	4500	1:1	50	7
SA8050-ER40-RA-R INT	Int. 20 Bar	50	24	6-26 ER40	64	100	100	93	109	64	4500	1:1	50	7
SA8050-ER40-RA-L	Ext.	50	24	6-26 ER40	64	100	100	93	109	64	4500	1:1	50	7
SA8050-ER40-RA-L INT	Int. 20 Bar	50	24	6-26 ER40	64	100	100	93	109	64	4500	1:1	50	7

# VDI SAUTER (DIN5480) OFFSET RIGHT ANGLE DRILL-MILLING LIVE TOOL




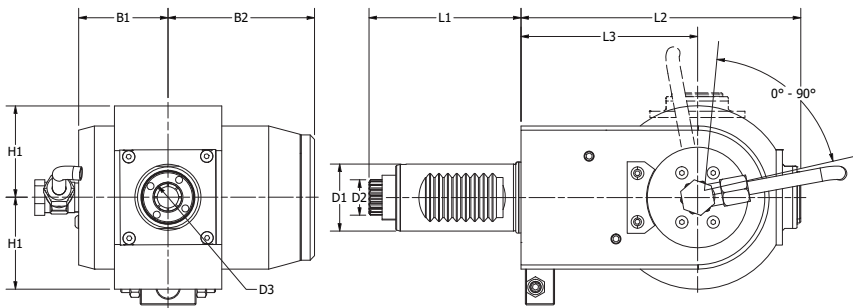
PART NUMBER	COOLANT	D1	D2	D3	H1	H2	B1	L1	L2	L3	N2 MAX	N1:N2	NM	KG
SA8030-ER25-RA-R-RS	Ext.	30	16	2-16 ER25	73.5	50	64	67	106	70	6000	1:1	25	5
SA8030-ER25-RA-R-RS INT	Int. 20 Bar	30	16	2-16 ER25	73.5	50	64	67	106	70	6000	1:1	25	5
SA8030-ER25-RA-L-RS	Ext.	30	16	2-16 ER25	73.5	50	64	67	106	70	6000	1:1	25	5
SA8030-ER25-RA-L-RS INT	Int. 20 Bar	30	16	2-16 ER25	73.5	50	64	67	106	70	6000	1:1	25	5
SA8040-ER32-RA-R-RS	Ext.	40	20	4-20 ER32	92	40	75	75	130	86	6000	1:1	50	6.5
SA8040-ER32-RA-R-RS INT	Int. 20 Bar	40	20	4-20 ER32	92	40	75	75	130	86	6000	1:1	50	6.5
SA8040-ER32-RA-L-RS	Ext.	40	20	4-20 ER32	92	40	75	75	130	86	6000	1:1	50	6.5
SA8040-ER32-RA-L-RS INT	Int. 20 Bar	40	20	4-20 ER32	92	40	75	75	130	86	6000	1:1	50	6.5
SA8050-ER32-RA-R-RS	Ext.	50	24	4-20 ER32	115	40	100	93	130	86	6000	1:1	50	8.2
SA8050-ER32-RA-R-RS INT	Int. 20 Bar	50	24	4-20 ER32	115	40	100	93	130	86	6000	1:1	50	8.2
SA8050-ER32-RA-L-RS	Ext.	50	24	4-20 ER32	115	40	100	93	130	86	6000	1:1	50	8.2
SA8050-ER32-RA-L-RS INT	Int. 20 Bar	50	24	4-20 ER32	115	40	100	93	130	86	6000	1:1	50	8.2
SA8050-ER40-RA-R-RS	Ext.	50	24	6-26 ER40	115	45	100	93	140	100	4500	1:1	50	9
SA8050-ER40-RA-R-RS INT	Int. 20 Bar	50	24	6-26 ER40	115	45	100	93	140	100	4500	1:1	50	9
SA8050-ER40-RA-L-RS	Ext.	50	24	6-26 ER40	115	45	100	93	140	100	4500	1:1	50	9
SA8050-ER40-RA-L-RS INT	Int. 20 Bar	50	24	6-26 ER40	115	45	100	93	140	100	4500	1:1	50	9

# VDI SAUTER (DIN5480) DOUBLE RIGHT ANGLE DRILL-MILLING LIVE TOOL





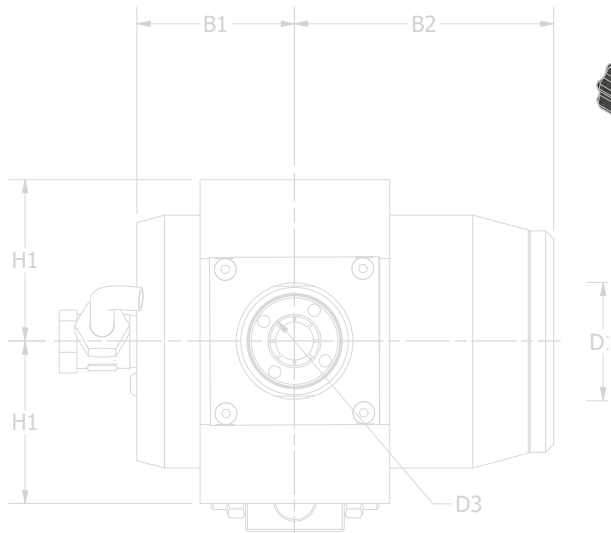
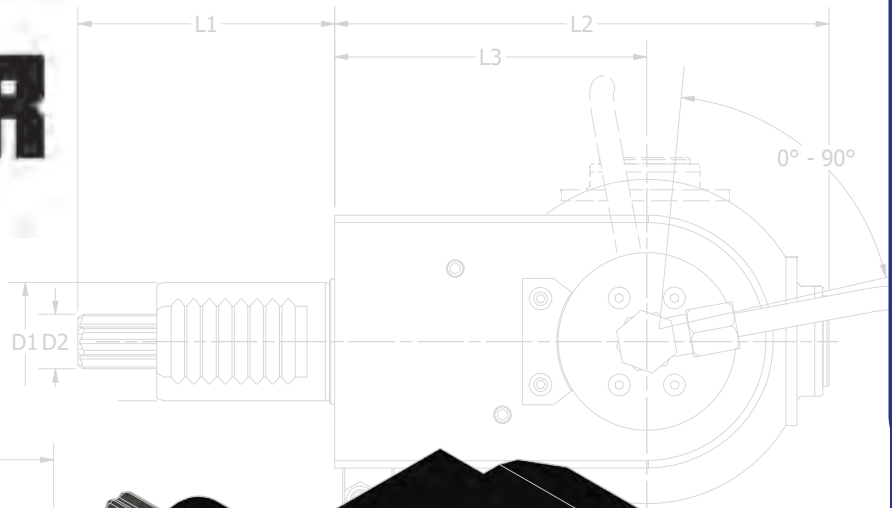
PART NUMBER	COOLANT	D1	D2	D3	H1	H2	B1	L1	L2	L3	N2 MAX	N1:N2	NM
SA8030-ER25-RA2	Ext.	30	16	1-16 ER25	81	64	64	67	119	85	6000	1:1	25
SA8040-ER32-RA2	Ext.	40	20	4-20 ER32	100	76	75	75	127	100	6000	1:1	50
SA8050-ER40-RA2	Ext.	50	24	6-26 ER40	106	93	100	93	183	140	6000	1:1	100

# VDI SAUTER (DIN5480) ADJUSTABLE ANGLE LIVE TOOL



NAME	COOLANT	D1	D2	D3	H1	B1	B2	L1	L2	L3	N2 MAX	N1:N2	NM	KG
SA8030-ER16-ADJ90-R	Ext.	30	16	1-10 ER16	46	40	66	67	115	75	6000	1:1	10	4.5
SA8030-ER16-ADJ90-R INT	Int. 20 Bar	30	16	1-10 ER16	46	40	66	67	115	75	6000	1:1	10	4.5
SA8030-ER16-ADJ90-L	Ext.	30	16	1-10 ER16	46	40	66	67	115	75	6000	1:1	10	4.5
SA8030-ER16-ADJ90-L INT	Int. 20 Bar	30	16	1-10 ER16	46	40	66	67	115	75	6000	1:1	10	4.5
SA8040-ER25-ADJ90-R	Ext.	40	20	1-16 ER25	58	40	66	75	140	85	6000	1:1	25	6.8
SA8040-ER25-ADJ90-R INT	Int. 20 Bar	40	20	1-16 ER25	58	40	66	75	140	85	6000	1:1	25	6.8
SA8040-ER25-ADJ90-L	Ext.	40	20	1-16 ER25	58	40	66	75	140	85	6000	1:1	25	6.8
SA8040-ER25-ADJ90-L INT	Int. 20 Bar	40	20	1-16 ER25	58	40	66	75	140	85	6000	1:1	25	6.8
SA8050-ER25-ADJ90-R	Ext.	50	24	1-16 ER25	58	40	66	93	140	85	6000	1:1	25	7.2
SA8050-ER25-ADJ90-R INT	Int. 20 Bar	50	24	1-16 ER25	58	40	66	93	140	85	6000	1:1	25	7.2
SA8050-ER25-ADJ90-L	Ext.	50	24	1-16 ER25	58	40	66	93	140	85	6000	1:1	25	7.2
SA8050-ER25-ADJ90-L INT	Int. 20 Bar	50	24	1-16 ER25	58	40	66	93	140	85	6000	1:1	25	7.2






**STRAIGHT DRILL-MILLING LIVE TOOL** .....pg 638



**OFFSET STRAIGHT DRILL-MILLING LIVE TOOL** .....pg 638




**RIGHT ANGLE DRILL-MILLING LIVE TOOL** .....pg 639



**OFFSET RIGHT ANGLE DRILL-MILLING LIVE TOOL** .....pg 640




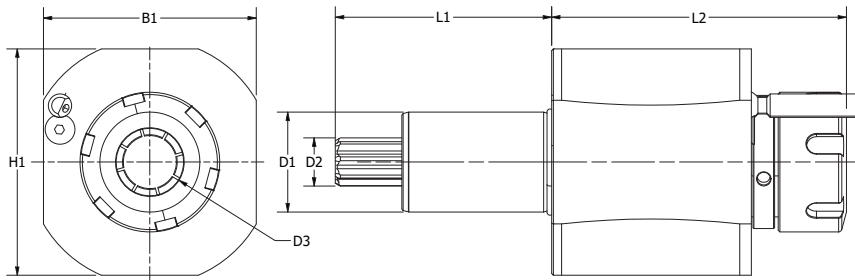
**DOUBLE RIGHT ANGLE DRILL-MILLING LIVE TOOL** .....pg 640



**ADJUSTABLE ANGLE LIVE TOOL** .....pg 641

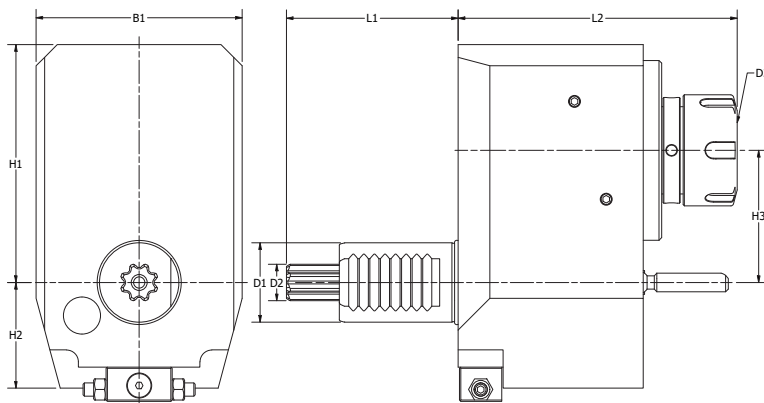


## VDI SAUTER (DIN5482) STRAIGHT DRILL-MILLING LIVE TOOL




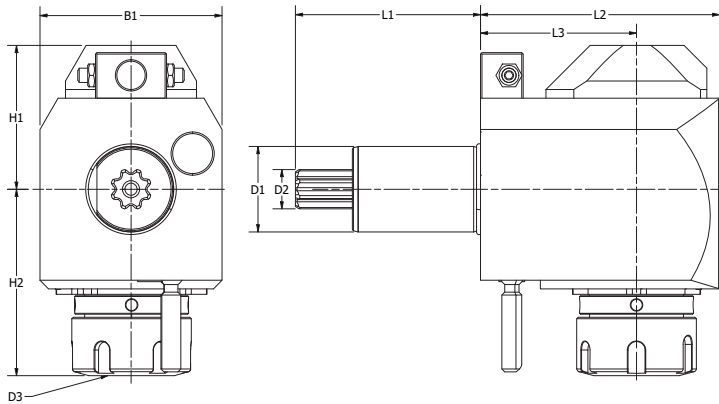
PART NUMBER	COOLANT	D1	D2	D3	H1	B1	L1	L2	N2 MAX	N1:N2	NM	KG.
SA8230-ER25-SLT	Ext.	30	14.5	2-16 ER25	64	64	55	80	6000	1:1	25	2.8
SA8230-ER25-SLT INT	Int.20 Bar	30	14.5	2-16 ER 25	64	64	55	80	6000	1:1	25	2.8
SA8240-ER32-SLT	Ext.	40	16.5	4-20 ER 32	76	76	63	110	6000	1:1	60	4
SA8240-ER32-SLT INT	Int.20 Bar	40	16.5	4-20 ER 32	76	76	63	110	6000	1:1	60	4
SA8250-ER32-SLT	Ext.	50	19.5	4-20 ER 32	86	86	93	110	6000	1:1	80	4.8
SA8250-ER32-SLT INT	Int.20 Bar	50	19.5	4-20 ER 32	86	86	93	110	6000	1:1	80	4.8
SA8250-ER40-SLT	Ext.	50	19.5	6-26 ER40	86	86	93	123	4500	1:1	80	4.9
SA8250-ER40-SLT INT	Int.20 Bar	50	19.5	6-26 ER40	86	86	93	123	4500	1:1	80	4.9

## VDI SAUTER (DIN5482) OFFSET STRAIGHT DRILL-MILLING LIVE TOOL




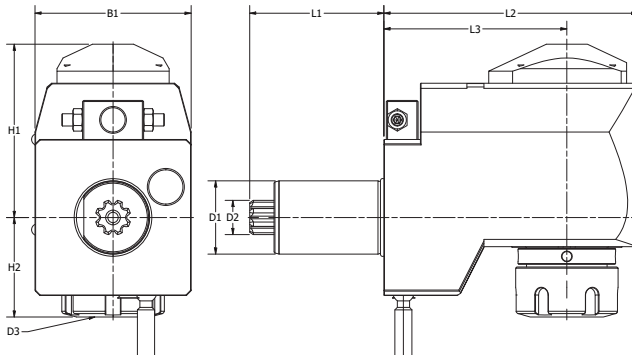
PART NUMBER	COOLANT	D1	D2	D3	H1	H2	H3	B1	L1	L2	N2 MAX	N1:N2	NM	KG.
SA8230-ER20-SLT-R-OS	Ext.	30	14.5	1-13 ER20	73.5	40	44	64	55	110	6000	1:1	25	3.5
SA8230-ER20-SLT-L-OS	Ext.	30	14.5	1-13 ER20	73.5	40	44	64	55	110	6000	1:1	25	3.5
SA8240-ER32-SLT-R-OS	Ext.	40	16.5	4-20 ER32	90	40	50	75	63	120	6000	1:1	50	4.5
SA8240-ER32-SLT-L-OS	Ext.	40	16.5	4-20 ER32	90	40	50	75	63	120	6000	1:1	50	4.5
SA8250-ER32-SLT-R-OS	Ext.	50	19.5	4-20 ER32	130	42.5	50	100	93	120	4500	1:1	50	7.8
SA8250-ER32-SLT-L-OS	Ext.	50	19.5	4-20 ER32	130	42.5	50	100	93	120	4500	1:1	50	7.8

# VDI SAUTER (DIN5482) RIGHT ANGLE DRILL-MILLING LIVE TOOL



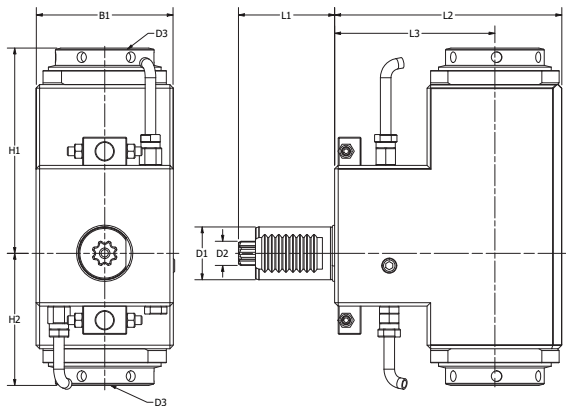
PART NUMBER	COOLANT	D1	D2	D3	H1	H2	B1	L1	L2	L3	N2 MAX	N1:N2	NM	KG.
SA8230-ER25-RA-R	Ext.	30	14.5	1-16 ER25	50.5	95	64	55	102	53	6000	1:1	25	3.8
SA8230-ER25-RA-R INT	Int. 20 Bar	30	14.5	1-16 ER25	50.5	95	64	55	102	53	6000	1:1	25	3.8
SA8230-ER25-RA-L	Ext.	30	14.5	1-16 ER25	50.5	95	64	55	102	53	6000	1:1	25	3.8
SA8230-ER25-RA-L INT	Int. 20 Bar	30	14.5	1-16 ER25	50.5	95	64	55	102	53	6000	1:1	25	3.8
SA8240-ER32-RA-R	Ext.	40	16.5	4-20 ER32	59	98	75	63	109	64	6000	1:1	50	6
SA8240-ER32-RA-R INT	Int. 20 Bar	40	16.5	4-20 ER32	59	98	75	63	109	64	6000	1:1	50	6
SA8240-ER32-RA-L	Ext.	40	16.5	4-20 ER32	59	98	75	63	109	64	6000	1:1	50	6
SA8240-ER32-RA-L INT	Int. 20 Bar	40	16.5	4-20 ER32	59	98	75	63	109	64	6000	1:1	50	6
SA8250-ER32-RA-R	Ext.	50	19.5	4-20 ER32	64	98	100	93	109	64	6000	1:1	50	6.8
SA8250-ER32-RA-R INT	Int. 20 Bar	50	19.5	4-20 ER32	64	98	100	93	109	64	6000	1:1	50	6.8
SA8250-ER32-RA-L	Ext.	50	19.5	4-W ER32	64	98	100	93	109	64	6000	1:1	50	6.8
SA8250-ER32-RA-L INT	Int. 20 Bar	50	19.5	4-20 ER32	64	98	100	93	109	64	6000	1:1	50	6.8
SA8250-ER40-RA-R	Ext.	50	19.5	6-26 ER40	64	100	100	93	109	64	4500	1:1	50	7
SA8250-ER40-RA-R INT	Int. 20 Bar	50	19.5	6-26 ER40	64	100	100	93	109	64	4500	1:1	50	7
SA8250-ER40-RA-L	Ext.	50	19.5	6-26 ER40	64	100	100	93	109	64	4500	1:1	50	7
SA8250-ER40-RA-L INT	Int. 20 Bar	50	19.5	6-26 ER40	64	100	100	93	109	64	4500	1:1	50	7

# VDI SAUTER (DIN5482) OFFSET RIGHT ANGLE DRILL-MILLING LIVE TOOL



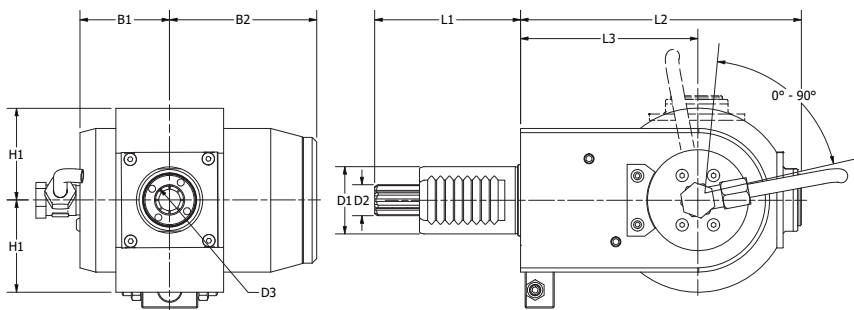
PART NUMBER	COOLANT	D1	D2	D3	H1	H2	B1	L1	L2	L3	N2 MAX	N1:N2	NM	KG.
SA8230-ER25-RA-R-RS	Ext.	30	14.5	2-16 ER25	73.5	50	64	55	106	70	6000	1:1	25	5
SA8230-ER25-RA-R-RS INT	Int. 20 Bar	30	14.5	2-16 ER25	73.5	50	64	55	106	70	6000	1:1	25	5
SA8230-ER25-RA-L-RS	Ext.	30	14.5	2-16 ER25	73.5	50	64	55	106	70	6000	1:1	25	5
SA8230-ER25-RA-L-RS INT	Int. 20 Bar	30	14.5	2-16 ER25	73.5	50	64	55	106	70	6000	1:1	25	5
SA8240-ER32-RA-R-RS	Ext.	40	16.5	4-20 ER32	92	40	75	63	130	86	6000	1:1	50	6.5
SA8240-ER32-RA-R-RS INT	Int. 20 Bar	40	16.5	4-20 ER32	92	40	75	63	130	86	6000	1:1	50	6.5
SA8240-ER32-RA-L-RS	Ext.	40	16.5	4-20 ER32	92	40	75	63	130	86	6000	1:1	50	6.5
SA8240-ER32-RA-L-RS INT	Int. 20 Bar	40	16.5	4-20 ER32	92	40	75	63	130	86	6000	1:1	50	6.5
SA8250-ER32-RA-R-RS	Ext.	50	19.5	4-20 ER32	115	40	100	93	130	86	6000	1:1	50	8.2
SA8250-ER32-RA-R-RS INT	Int. 20 Bar	50	19.5	4-20 ER32	115	40	100	93	130	86	6000	1:1	50	8.2
SA8250-ER32-RA-L-RS	Ext.	50	19.5	4-20 ER32	115	40	100	93	130	86	6000	1:1	50	8.2
SA8250-ER32-RA-L-RS INT	Int. 20 Bar	50	19.5	4-20 ER32	115	40	100	93	130	86	6000	1:1	50	8.2
SA8250-ER40-RA-R-RS	Ext.	50	19.5	6-26 ER40	115	45	100	93	140	100	4500	1:1	50	9
SA8250-ER40-RA-R-RS INT	Int. 20 Bar	50	19.5	6-26 ER40	115	45	100	93	140	100	4500	1:1	50	9
SA8250-ER40-RA-L-RS	Ext.	50	19.5	6-26 ER40	115	45	100	93	140	100	4500	1:1	50	9
SA8250-ER40-RA-L-RS INT	Int. 20 Bar	50	19.5	6-26 ER40	115	45	100	93	140	100	4500	1:1	50	9

# VDI SAUTER (DIN5482) DOUBLE RIGHT ANGLE DRILL-MILLING LIVE TOOL



PART NUMBER	COOLANT	D1	D2	D3	H1	H2	B1	L1	L2	L3	N2 MAX	N1:N2	NM
SA8230-ER25-RA2	Ext.	30	14.5	1-16 ER25	81	64	64	55	119	85	6000	1:1	25
SA8240-ER32-RA2	Ext.	40	16.5	4-20 ER32	100	76	75	63	127	100	6000	1:1	50
SA8250-ER40-RA2	Ext.	50	19.5	6-26 ER40	106	93	100	93	183	140	6000	1:1	100

# VDI SAUTER (DIN5482) ADJUSTABLE ANGLE LIVE TOOL

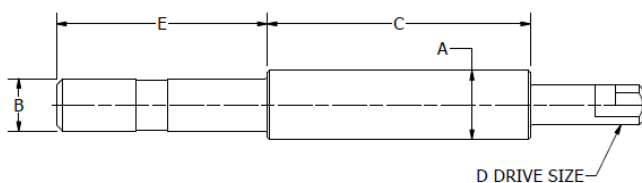


PART NUMBER	COOLANT	D1	D2	D3	H1	B1	B2	L1	L2	L3	N2 MAX	N1:N2	NM	KG
SA8230-ER16-ADJ90-R	Ext.	30	14.5	1-10 ER16	46	40	66	55	115	75	6000	1:1	10	4.5
SA8230-ER16-ADJ90-R INT	Int. 20 Bar	30	14.5	1-10 ER16	46	40	66	55	115	75	6000	1:1	10	4.5
SA8230-ER16-ADJ90-L	Ext.	30	14.5	1-10 ER16	46	40	66	55	115	75	6000	1:1	10	4.5
SA8230-ER16-ADJ90-L INT	Int. 20 Bar	30	14.5	1-10 ER16	46	40	66	55	115	75	6000	1:1	10	4.5
SA8240-ER25-ADJ90-R	Ext.	40	16.5	1-16 ER25	58	40	66	63	140	85	6000	1:1	25	6.8
SA8240-ER25-ADJ90-R INT	Int. 20 Bar	40	16.5	1-16 ER25	58	40	66	63	140	85	6000	1:1	25	6.8
SA8240-ER25-ADJ90-L	Ext.	40	16.5	1-16 ER25	58	40	66	63	140	85	6000	1:1	25	6.8
SA8240-ER25-ADJ90-L INT	Int. 20 Bar	40	16.5	1-16 ER25	58	40	66	63	140	85	6000	1:1	25	6.8
SA8250-ER25-ADJ90-R	Ext.	50	19.5	1-16 ER25	58	40	66	93	140	85	6000	1:1	25	7.2
SA8250-ER25-ADJ90-R INT	Int. 20 Bar	50	19.5	1-16 ER25	58	40	66	93	140	85	6000	1:1	25	7.2
SA8250-ER25-ADJ90-L	Ext.	50	19.5	1-16 ER25	58	40	66	93	140	85	6000	1:1	25	7.2
SA8250-ER25-ADJ90-L INT	Int. 20 Bar	50	19.5	1-16 ER25	58	40	66	93	140	85	6000	1:1	25	7.2

# COUNTERBORING TOOLS

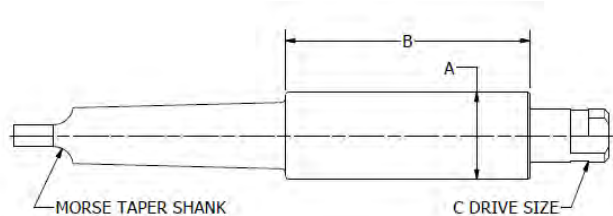


## STRAIGHT SHANK



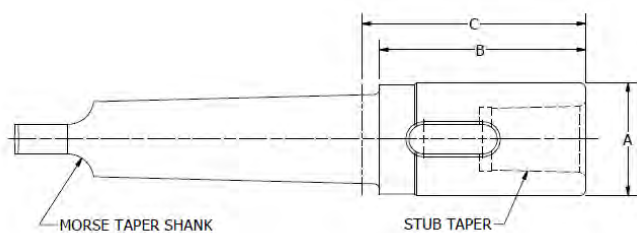
ITEM NUMBER	(A)	(B)	(C)	(D)	(E)
86453-1031	.3125	.500	2.500	.3125	2.000
86453-1034	.3438	.500	2.500	.3125	2.000
86453-1037	.3750	.500	2.500	.3125	2.000
86453-1040	.4063	.500	2.500	.3125	2.000
86453-1043	.4375	.500	2.500	.3125	2.000
86453-1046	.4688	.500	2.500	.3125	2.000
86453-1050	.5000	.500	2.500	.3125	2.000
86453-1053	.5313	.500	2.500	.3125	2.000
86453-2037	.3750	.500	2.500	.3125	2.000
86453-2040	.4063	.500	2.500	.3750	2.000
86453-2043	.4375	.500	2.500	.3750	2.000
86453-2046	.4688	.500	2.500	.3750	2.000
86453-2050	.5000	.500	2.500	.3750	2.000
86453-2053	.5313	.500	2.500	.3750	2.000
86453-2056	.5625	.500	2.500	.3750	2.000
86453-2059	.5938	.500	2.500	.3750	2.000
86453-2062	.6250	.500	2.500	.3750	2.000
86453-2065	.6563	.500	2.500	.3750	2.000
86453-3050	.5000	.500	2.500	.5000	2.000
86453-3053	.5313	.500	2.500	.5000	2.000
86453-3056	.5625	.500	2.500	.5000	2.000
86453-3059	.5938	.500	2.500	.5000	2.000
86453-3062	.6250	.500	2.500	.5000	2.000
86453-3065	.6563	.500	2.500	.5000	2.000
86453-3068	.6875	.500	2.500	.5000	2.000
86453-3075	.7500	.500	2.500	.5000	2.000
86453-3078	.7813	.500	2.500	.5000	2.000
86453-3081	.8125	.500	2.500	.5000	2.000
86453-3087	.8750	.500	2.500	.5000	2.000
86453-3090	.9063	.500	2.500	.5000	2.000
86453-3103	1.0313	.500	2.500	.5000	2.000
86453-4075	.7500	.750	3.500	.7500	2.250
86453-4081	.8125	.750	3.500	.7500	2.250
86453-4087	.8750	.750	3.500	.7500	2.250
86453-4093	.9375	.750	3.500	.7500	2.250
86453-4100	1.000	.750	3.500	.7500	2.250
86453-4112	1.125	.750	3.500	.7500	2.250
86453-4125	1.250	.750	3.500	.7500	2.250
86453-4137	1.375	.750	3.500	.7500	2.250
86453-5100	1.000	1.00	3.500	1.000	2.500
86453-5112	1.125	1.00	3.500	1.000	2.500
86453-5125	1.250	1.00	3.500	1.000	2.500
86453-5137	1.375	1.00	3.500	1.000	2.500
86453-5150	1.500	1.00	5.000	1.000	2.500
86453-5162	1.625	1.00	5.000	1.000	2.500

# TAPERED SHANK



ITEM NUMBER	(A)	MORSE TAPER SHANK	(B)	(C)
86450-1031	.3125	2	2.500	.3125
86450-1034	.3438	2	2.500	.3125
86450-1037	.3750	2	2.500	.3125
86450-1040	.4063	2	2.500	.3125
86450-1043	.4375	2	2.500	.3125
86450-1046	.4688	2	2.500	.3125
86450-1050	.5000	2	2.500	.3125
86450-1053	.5313	2	2.500	.3125
86450-2037	.3750	2	2.500	.3750
86450-2040	.4063	2	2.500	.3750
86450-2043	.4375	2	2.500	.3750
86450-2046	.4688	2	2.500	.3750
86450-2050	.5000	2	2.500	.3750
86450-2053	.5313	2	2.500	.3750
86450-2056	.5625	2	2.500	.3750
86450-2059	.5938	2	2.500	.3750
86450-2062	.6250	2	2.500	.3750
86450-2065	.6563	2	2.500	.3750
86450-3050	.5000	2	2.500	.5000
86450-3053	.5313	2	2.500	.5000
86450-3056	.5625	2	2.500	.5000
86450-3059	.5938	2	2.500	.5000
86450-3062	.6250	2	2.500	.5000
86450-3065	.6563	2	2.500	.5000
86450-3068	.6875	2	2.500	.5000
86450-3075	.7500	2	2.500	.5000
86450-3078	.7813	2	2.500	.5000
86450-3081	.8125	2	3.500	.5000
86450-3087	.8750	2	3.500	.5000
86450-3090	.9063	2	3.500	.5000
86450-3103	1.0313	2	3.500	.5000
86450-4075	.7500	3	3.500	.7500
86450-4081	.8125	3	3.500	.7500
86450-4087	.8750	3	3.500	.7500
86450-4093	.9375	3	3.500	.7500
86450-4100	1.000	3	3.500	.7500
86450-4112	1.125	3	3.500	.7500
86450-4125	1.250	3	3.500	.7500
86450-4137	1.375	3	3.500	.7500
86450-5100	1.000	4	3.500	1.000
86450-5112	1.125	4	3.500	1.000
86450-5125	1.250	4	3.500	1.000
86450-5137	1.375	4	3.500	1.000
86450-5150	1.500	4	5.000	1.000
86450-5162	1.625	4	5.000	1.000

## STRAIGHT SHANK



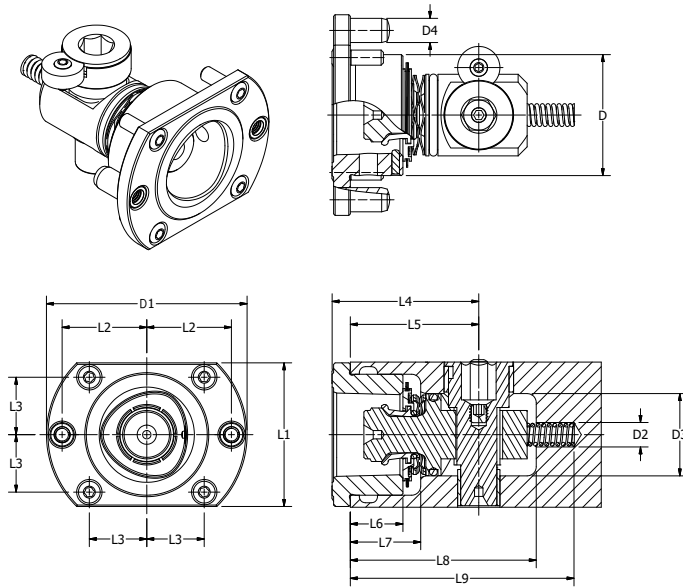
ITEM NUMBER	CUTTER RANGE	STUB TAPER	MORSE TAPER SHANK	(A)	(B)	(C)
86310-1208	.4375 through .6875	1	2	.8750	1.750	1.938
86310-1308	.4375 through .6875	1	3	.8750	1.750	1.938
86310-2211	.7500 Through 1.500	2	2	1.1875	2.188	2.375
86310-2311	.7500 Through 1.500	2	3	1.1875	2.188	2.375
86310-2411	.7500 Through 1.500	2	4	1.1875	2.188	2.438
86310-3214	1.5625 Through 1.9375	3	2	1.4375	2.563	2.375
86310-3314	1.5625 Through 1.9375	3	3	1.4375	2.563	2.375
86310-3414	1.5625 Through 1.9375	3	4	1.4375	2.563	2.813
86310-4318	2.000 Through 3.000	4	3	1.8750	3.000	3.188
86310-4418	2.000 Through 3.000	4	4	1.8750	3.000	3.250
86310-4518	2.000 Through 3.000	4	5	1.8750	3.000	3.250
86310-5527	2.875 Through 3.000	5	5	2.7500	3.750	4.000



# ACCESSORIES



# CAPTO REPAIR KITS



PART NUMBER	CAPTO CONNECTION	D	D1	D2	D3	D4	L1	L2	L3	L4	L5	L6	L7	L8	L9
CXC32-00	C3	32	54	8.1	24.2	6	38	22.5	14.5	40.5	35.5	13.4	19	53.5	62
CXC40-00	C4	40	67	8.1	27.2	8	48	28	19	48.5	42.5	17.4	23.3	61.5	74
CXC50-00	C5	50	82	8.1	30	10	64	34.5	23	56.5	48.5	21.4	27.8	70.5	83.5
CXC63-00	C6	63	104	8.1	38.2	12	84	44	30	74	65	28.4	39.5	90.5	103.5
CXC80-00	C8	80	133	10.1	48.2	16	100	55	37.5	89.5	77.5	35.4	48	106.5	124.5

# **GLOBAL** **BAL** **CNC**

**Global CNC Industries**

15150 Cleat St, Plymouth Mi 48170

**Phone:** (734)-464-1920 | **Fax:** (734)-464-2555

**[globalcnc.com](http://globalcnc.com)**